

**Cavaletti**

PROFESSIONAL SEATING



**Cavaletti** Yon



*unique, like you*

Inspired by individuality, Cavaletti Yon is a product with features that meet the sensory needs of each person, whether at home or in the office. It reflects preferences, expressing existing differences.

Cavaletti **YON**

# CONNECTED TO YOUR STYLE

Note: Products in this image with Mesh Vélo Graphite 308 and Grid Gray Mist 352.



# YON

## Headrest

Headrest with adjustable height, in copolymer polypropylene, injected in the colors Deep Blue, Aurora Red, Gray and Black. Upholstered with High Performance foam and coated in the finishes and colors available for the line.

## Backrest

Backrest with height adjustment, injected in polyamide, in the colors Deep Blue, Aurora Red, Gray and Black.

## Lumbar Support

Lumbar support with height adjustment, injected in polyamide, in the colors Deep Blue, Aurora Red, Gray and Black.

## Mechanism

4-stage Synchron Mechanism with tension adjustment by front maniple or SRY Mechanism, with backrest inclination in different positions.

## Bases

Options of Steel Bases with Cover or Stamped, with 50mm casters in Nylon or PU, available in black or gray colors, Bases in Aluminum or Nylon, with 65mm castors in Nylon or PU, available in black and Up Bases with casters 65mm in Nylon or PU, available in Deep Blue and Aurora Red. Fixed structures with shoes, Integrated Arms (SI) and painting in Silver or Universal Black.

## FROM HOME TO OFFICE!



### Deep Blue

#### Arm

MC adjustable Arm.

#### Base

Up Base with 65mm Casters in Nylon or PU.

#### Structure

Engineering polymer structure available in Deep Blue.

Note: Products in this image with Mesh Vélo Graphite 308 and Grid Gray Mist 352.

### Aurora Red

#### Arm

MC adjustable Arm.

#### Base

Up Base with 65mm Casters in Nylon or PU.

#### Structure

Engineering polymer structure available in Aurora Red.

Note: Products in this image with Mesh Vélo Graphite 308 and Grid Gray Mist 352.



### Gray

#### Arm

SL, SL New PP Arms (both with side adjustment option), MC and TC.

#### Base

Bases in Aluminum or Nylon, with 65mm castors in Nylon or PU.

Stamped or Steel Base with Cover, only 50mm casters in Nylon or PU.

#### Structure

Engineering polymer structure available in Gray.

Note: Products in this image with Mesh Flip Gray 601 and Grid Gray Mist 352.

### Black

#### Arm

SL, SL New PU, SL New PP Arms (all with side adjustment option), 3D, MC and TC.

#### Base

Bases in Aluminum or Nylon, with 65mm castors in Nylon or PU.

Stamped or Steel Base with Cover, only 50mm casters in Nylon or PU.

#### Structure


Engineering polymer structure available in Black.


Note: Products in this image with Mesh Flip Gray 601 and Grid Gray Mist 352.





Note: Products in this image with Mesh Flip Gray 601 and Grid Gray Mist 352.


MESH APPLICATIONS

  
Red 163


  
Blue 188


  
Brown 187

  
Gray 165

  
Black 162

**NewNet - 47101 / 47106**  
05 colors

  
Black 600

  
Gray 601

**FLIP - 47201 / 47206**  
02 colors  
White Metal 307  
Graphite 308  
Black 300  
Red 309  
Yellow 305  
Lime Green 304  
Brown 306  
Blue 303**Vélo - 47301 / 47306**  
08 colors

CONFIGURATIONS

Check out some possible combinations for Cavaletti Yon below and choose yours.



47101 NewNet Mesh  
47201 Flip Mesh  
47301 Vélo Mesh  
Synchron  
MC Arms  
UP Base



47101 NewNet Mesh  
47201 Flip Mesh  
47301 Vélo Mesh  
Synchron  
MC Arms  
UP Base



47101 NewNet Mesh  
47201 Flip Mesh  
47301 Vélo Mesh  
Synchron  
SL Arms  
Nylon Base



47101 NewNet Mesh + Headrest  
47201 Flip Mesh + Headrest  
47301 Vélo Mesh + Headrest  
Synchron  
MC Arms  
Nylon Base



47101 NewNet Mesh  
47201 Flip Mesh  
47301 Vélo Mesh  
SRY  
SL New PP Arms  
Steel Base with Cover



47106 NewNet Mesh  
47206 Flip Mesh  
47306 Vélo Mesh  
Integrated Arms  
SI Structure

NOTE: Product in this image with Graphite Vélo Mesh 308 and Grid Gray Mist 352; Graphite Vélo Mesh 308 and Grid Gray Mist 352; Graphite Vélo Mesh 308 and Grid Sicilian Yellow 356; Graphite Vélo Mesh 308 and Grid Sicilian Yellow 356; Gray NewNet Mesh 165 and Grid Sicilian Yellow 356; Graphite Vélo Mesh 308 and Grid Sicilian Yellow 356.

COATINGS

  
**Polyester**  
27 colors

  
**Grid**  
14 colors

  
**Vinyl**  
12 colors

  
**CEC - Stilo**  
10 colors

  
**Politex**  
06 colors

  
**Space**  
05 colors

  
**Blend**  
05 colors

HEADREST

  
**Deep Blue**  
CE4700003

  
**Aurora Red**  
CE4700004

  
**Gray**  
CE4700002

  
**Black**  
CE4700001

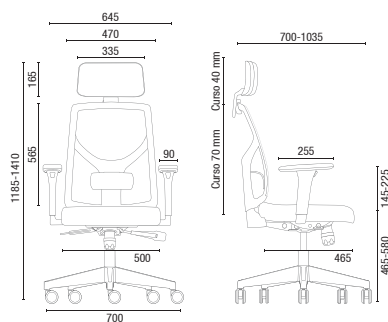


NOTE: Product in this image with Graphite Vélo Mesh 308 and Grid Gray Mist 352; Gray Flip Mesh 601 and Grid Caribbean Blue 353; Graphite Vélo Mesh 308 and Grid Gray Mist 352; Gray Flip Mesh 601 and Grid Pink Camellia 351; Graphite Vélo Mesh 308 and Grid Green Forest 357.

ENHANCE THIS EXPERIENCE!

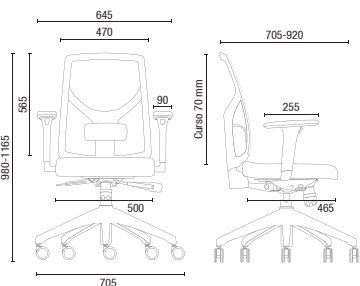


# TECHNICAL DRAWINGS



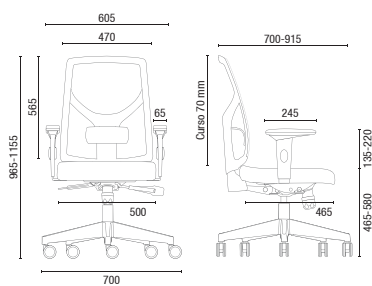
**47101 NewNet Mesh + Headrest**  
**47201 Flip Mesh + Headrest**  
**47301 Vélo Mesh + Headrest**

Synchron  
 MC Arms  
 Nylon Base



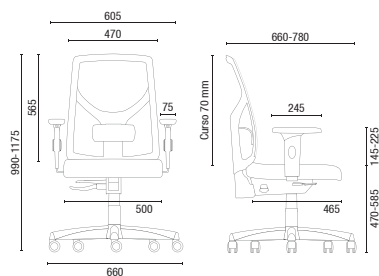
**47101 NewNet Mesh**  
**47201 Flip Mesh**  
**47301 Vélo Mesh**

Synchron  
 MC Arms  
 UP Base



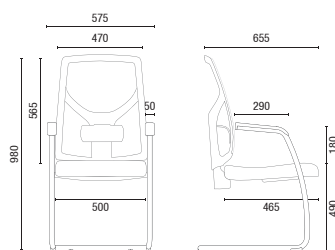
**47101 NewNet Mesh**  
**47201 Flip Mesh**  
**47301 Vélo Mesh**

Synchron  
 SL Arms  
 Nylon Base



**47101 NewNet Mesh**  
**47201 Flip Mesh**  
**47301 Vélo Mesh**

SRY  
 SL New PP Arms  
 Steel Base with Cover



**47106 NewNet Mesh**  
**47206 Flip Mesh**  
**47306 Vélo Mesh**

Integrated Arms  
 Structure SI

NOTE: Extreme measurements obtained without the use of a load gauge.

NOTE: Catalog cover product in Red Vélo Mesh 309 and Grid Persian Red 350.



Cavaletti S/A Professional Seating  
 Street Dr. Hiram Sampaio, 550  
 Erechim/RS Brasil 99.706-461  
 Fone/Fax: (54) 3520.4100  
 comex@cavaletti.com.br  
 www.cavaletti.com.br



Products certified in the ABNT NBR 13962 Standard, in consultation with the Commercial Department - Public Sector.



**Cavaletti**®

PROFESSIONAL SEATING



**Cavaletti Vélo**



# Cavaletti Vélo

Dynamism, agility and speed are essential in the contemporary corporate environment. For him, Cavaletti created the Vélo Line, a product inspired by the concepts of flexibility and lightness to offer ergonomics and dynamic comfort for all types of use. A global project, with original design, Made in Brazil.



Cavaletti partner since 2011, Marc Sapetti was born in Andorra and graduated in industrial design in Barcelona. In the following years he worked in relevant offices in Europe, culminating recently with the creation of his own office. Today, Sapetti Design Consultancy is a multi-award winning studio, including IF Awards (Cavaletti Go) and Good Design Award (Cavaletti Idea). For Marc, "Design is not just a product, but the sum of different factors such as engineering, communication, design and ergonomics".





CHARACTERISTICS



**HEADREST**  
With generous dimensions, it offers greater support for the cervical region. Contact area with Soft Touch PU foam coating.



**BACKREST**  
High backrest on all versions. Adjustable lumbar support (operating models). Available in Light Gray and Carbon colors. Padded cover option in Polyester, Blend, Politex, CEC-Stilo or Natural Leather.




**MECHANISM**  
4-stage Synchron mechanism with front maniple tension adjustment or SRE MC Mechanism, both with adjustment of seat depth. Rotating platform option for Meeting Rooms (SR).



**MESH**  
High-strength intelligent membrane that adapts to column curvature providing constant support and ventilation. Available in eight unique colors.



**SEAT**  
Seat in injected foam, with depth adjustment (operating models). Gas Height Adjustment. Coatings available in Polyester, Politex, Blend, Grid, Haven, Space, CEC-Stilo, Vinyl and Natural Leather.



**ARMREST**  
ID armrest (adjustable in height and lateral spacing, with option of coating the armrest in leather) and 3D (adjustable in height, advance and angle of the PU support).



**BASES**  
Base options in Aluminum or Nylon, with 65mm castors in Nylon or PU.



**STRUCTURES**  
Fixed structures with castors or shoes, with or without Integrated armrest (SI). Painting in Silver or Universal Black.

CONFIGURATIONS



42.101 AC  
**Swivel Chair**  
Synchron RP  
ID Armrest  
Aluminium Base  
Lumbar Support  
Headrest  
Padded Cover



42.101 AC  
**Swivel Chair**  
Synchron RP  
ID Armrest  
Nylon Base  
Lumbar Support  
Headrest



42.101  
**Swivel Chair**  
Synchron RP  
ID Armrest  
Lumbar Support  
Nylon Base



42.101 SR  
**Swivel Chair**  
Rotating Platform  
Nylon Base




42.106 ROD  
**Visitor Chair**  
P Structure  
Integrated Armrest




42.106 SI  
**Visitor Chair**  
SI Structure  
Integrated Armrest

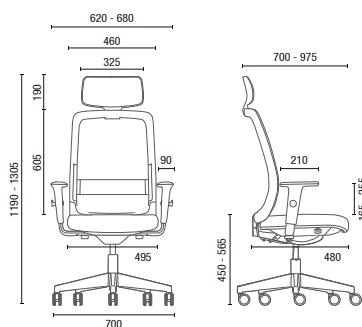
MESH



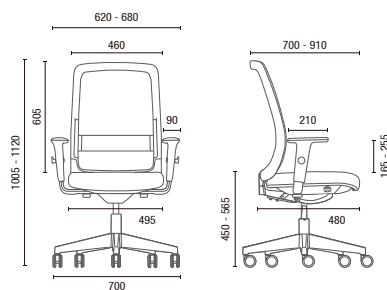
PLASTIC SURFACES



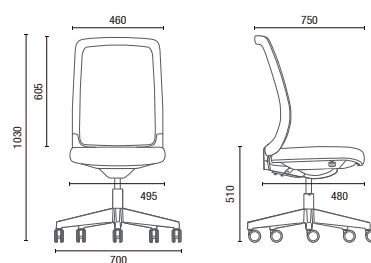
# TECHNICAL DRAWINGS



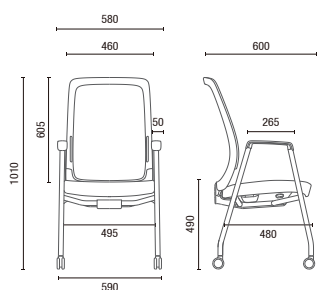
42.101 AC **Swivel Chair**



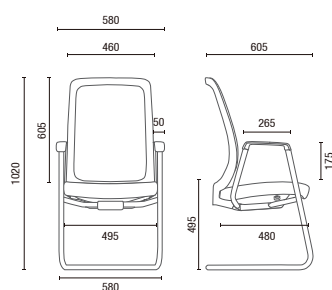
42.101 **Swivel Chair**



42.101 SR **Swivel Chair**



42.106 ROD **Visitor Chair**



42.106 SI **Visitor Chair**

NOTE: Extreme measurements obtained without using a load gauge.



Cavaletti S/A Professional Seating  
Street Dr. Hiram Sampaio, 550  
Erechim/RS Brasil 99.706-461  
Fone/Fax: (54) 3520.4100  
comex@cavaletti.com.br  
www.cavaletti.com.br



\*Certified Products with Ecological Label (Quality - ABNT - Environmental) or ABNT NBR 13962 Standard, under consultation with the Commercial Department - Public Sector.

**Cavaletti**

PROFESSIONAL SEATING

®



**Cavaletti** Idea






## Cavaletti Idea

New ideas for new times. Cavaletti Idea seeks to make design and ergonomic high quality accessible for all types of offices. A product made in Brazil, with a high standard of quality and inspired in contemporary concepts of collaborative work.



# CHARACTERISTICS



**COATINGS**  
Backrest with flexible internal structure and two options for finish: Soft (in Haven, Polyester, Politec, Blend, Grid, Space, CEC - Stilo, Vinyl and Natural Leather options) or Mesh (in Space option).



**COLORS**  
Three color options for the main plastic surfaces: Off White, Light Gray or Carbon.



**BACKREST**  
Backrest height adjustable, with drive by trigger.



**BASES**  
Base options in Aluminum or Nylon, with 65mm castors in Nylon or PU.



**MECHANISM**  
4-stage Synchron mechanism with tension adjustment by front handle or SRE MC mechanism, both with seat depth adjustment. Turntable option for Meeting Rooms (SR).



**ARMS**  
ID arms (adjustable in height and lateral spacing, with option of leather armrest lining), 3D (adjustable in PU support height, feed and angle) and 4D CA (adjustable in height, lateral distance, feed and angle of PU support).



**SEAT**  
Injected foam seat, Depth Adjustment and Gas Height Adjustment. Coatings available in Polyester, Politec, Blend, Grid, Space, Haven, CEC - Stilo, Vinyl and Natural Leather.



**STRUCTURES**  
Fixed structure Swing with Integrated Arms (SI) and Painting in Silver or Universal Black.

# CONFIGURATIONS

## IDEA SOFT



40.101  
**Highback Swivel**  
Synchron RP  
ID Arms  
Aluminum Base



40.102  
**Midback Swivel**  
Synchron RP  
ID Arms  
Aluminum Base



40.106 SI  
**Visitor**  
SI Structure  
Integrated Arms

## IDEA MESH



40.202  
**Midback Swivel**  
Synchron RP  
ID Arms  
Nylon Base



40.202 SR  
**Midback Swivel**  
Swivel Platform  
Nylon Base



40.206 SI  
**Visitor**  
SI Structure  
Integrated Arms

## COLORS

Three shade options for plastic surfaces.



Off White

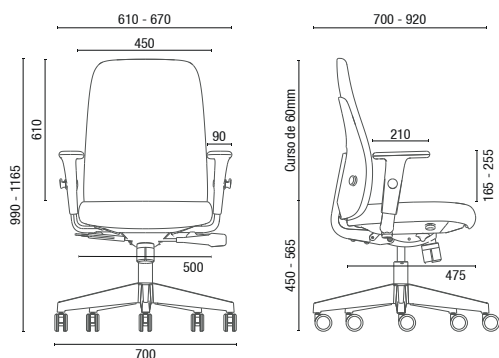


Light Gray

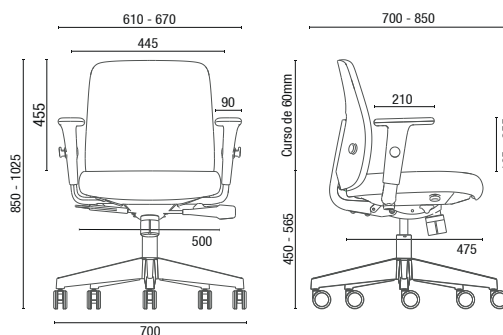


Carbon

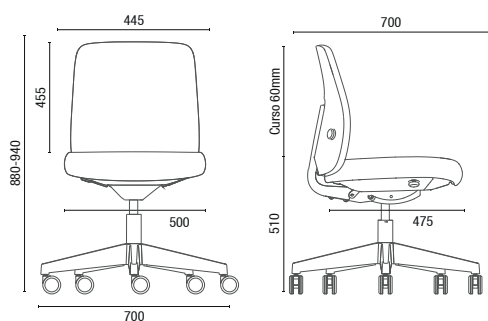
# TECHNICAL DRAWINGS



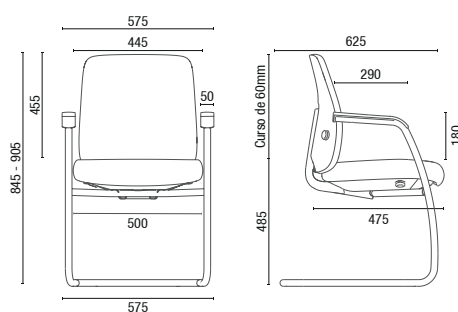
40.101 Highback Swivel



40.102 / 40.202 Midback Swivel



40.202 SR Midback Swivel



40.106 SI / 40.206 SI Visitor

NOTE: Extreme measurements obtained without using a load gauge.



Cavaletti S/A Professional Seating  
Street Dr. Hiram Sampaio, 550  
Erechim/RS Brasil 99.706-461  
Fone/Fax: (54) 3520.4100  
comex@cavaletti.com.br  
www.cavaletti.com.br



\*Certified Products with Ecological Label (Quality - ABNT - Environmental) or ABNT NBR 13962 Standard, under consultation with the Commercial Department - Public Sector.

# Cavaletti

PROFESSIONAL SEATING



Cavaletti Moov





## Cavaletti Moov

Cavaletti Moov is a multitask chair, ideal for dynamic environments. From the corporate office to coworking, there is always a version to meet the needs of the projects.



CHARACTERISTICS



BACKRESTS  
Three backrest options:  
mesh, engineering polymer  
and engineering polymer  
with dust jacket.



STRUCTURE  
Engineering polymer frame  
available in Gray and Black  
according to configuration.



BASES  
Bases Up (with 65mm Casters in Nylon  
or PU) and Steel with Cover (with 50mm  
Casters in Nylon or PU), available in  
Black and Grey.



COATED BACKREST  
Back cover with two seam options:  
Smooth and diamond.



ARMRESTS  
Fixed: TC arm.  
Adjustable: SL and MC arm. All the  
models are available in colors  
Black and Gray.



MECHANISM  
Synchron type Mechanism, with  
starting position lock or relax  
free and automatic tension regulation,  
adjusting to the user's weight without  
need for manual adjustment.

DESIGN IN MOTION

The Moov is a versatile chair that features three back options: mesh, polymer engineering and polymer engineering with upholstered jacket. This diversity allows the model to be adapted to the needs of each activity.



NOTE: Products in this image with Blue 303 Mesh and Gray Metal 402 PoliteX; Haven Concrete 562 and Haven Sand 560; Haven Field 556; Yellow 258 Polyester; White Metal 307 Mesh and Polyester Tangerine 172; Haven Terracotta 552; Graphite 308 Mesh; Haven Land 561.


CUSTOMIZE AT WILL

Light and flexible in configurations makes it easy to specify for both fast use environments and heavy use for operating environments. The two structure color options, the six coating options and the eight mesh color options allow Cavaletti Moov to complement the project's moodboard, from the more formal to the more laid-back.




NOTE: Products in this image with Haven Field 556; Terracotta 552; Earth 561; Sand 560 and Haven Field 556.


COATING




POLYESTER  
27 colors




VINYL  
12 colors




CEC - STILO  
10 colors




SPACE  
05 colors



POLITEX  
06 colors



HAVEN  
15 colors



GRID  
14 colors

CONFIGURATIONS

Check below some possible combinations for Cavaletti Moov and choose yours.



17.101  
**Swivel**  
Synchron  
Mesh Back  
Black Structure  
MC Armrests  
Base Up



17.201  
**Swivel**  
Synchron  
Backrest in engineering polymer  
Black Structure  
MC Armrests  
Base Up



17.301  
**Swivel**  
Synchron  
Backrest in engineering polymer with dust jacket  
Black Structure  
MC Armrests  
Base Up



17.101  
**Swivel**  
Synchron  
Mesh Back  
Gray Structure  
MC Armrests  
Base Up



17.201  
**Swivel**  
Synchron  
Backrest in engineering polymer  
Gray Structure  
MC Armrests  
Base Up



17.301  
**Swivel**  
Synchron  
Backrest in engineering polymer with dust jacket  
Gray Structure  
MC Armrests  
Base Up

NOTE: Products in this image with Graphite 308 Mesh and Gray Metal 402 Politex.

STRUCTURES



Black



Gray

SEAM



Diamond




Smooth

MESH




White Metal



Graphite



Black



Red




Yellow



Lime Green

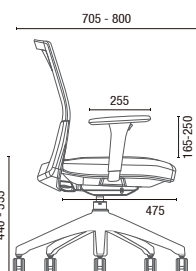
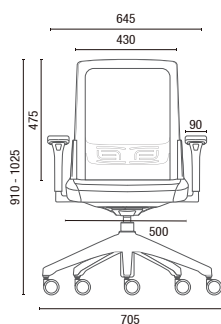


Brown

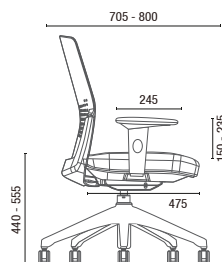
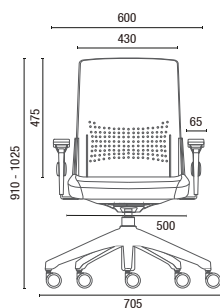


Blue

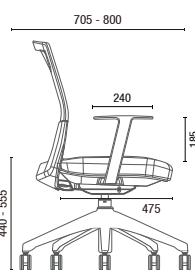
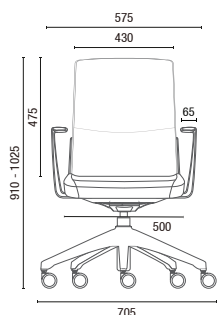
# TECHNICAL DRAWINGS



17.101 Swivel - MC Arm and Base Up



17.201 Swivel - SL Arm and Base Up



17.301 Swivel - TC Arm and Base Up

NOTE: Cover products with White Metal 307 mesh and Haven sky 559, Haven Terracotta 552; Haven Sand 560.

NOTE: Extreme measurements obtained without using a load gauge.



Cavaletti S/A Professional Seating  
Street Dr. Hiram Sampaio, 550  
Erechim/RS Brasil 99.706-461  
Fone/Fax: (54) 3520.4100  
comex@cavaletti.com.br  
www.cavaletti.com.br





**Cavaletti**

PROFESSIONAL SEATING



**Cavaletti** Flip





## Cavaletti Flip

Dynamism and agility are qualities common to environments contemporary corporate offices. Cavaletti developed the Flip line to meet versatility and ergonomic quality in the most varied types of use.



# CHARACTERISTICS



**MECHANISMS**  
Reclining System Backrest (SRE) or Backrest Without Adjustment (BG).



**BACKREST**  
Injected plastic structure of High strength with height adjustment. Available in Black color and Gray.



**ARMS**  
Adjustable Arms SL, SL New PU, SL New PP (all with Side Adjustment option) or 3D (Adjustable in height and forward PU support angle)). Option of fixed arm, model TC.



**MESH**  
Membrane that adapts to curvature of the spine, providing support and constant ventilation. Available in Black and Gray colors.



**SEAT**  
Seat in injected foam, with gas height adjustment.



**BASES**  
Aluminum Base Options or Nylon, with 65mm casters in Nylon or PU. Steel base with Cover, 50mm casters only in Nylon or PU.



**COATINGS**  
Coatings available in Polyester, Politex, Blend, Grid, Space, Haven, CEC - Stilo, Vinyl and Natural Leather.



**STRUCTURES**  
Z Structure with Integrated Arms, with glides or castors. Structure S with Fixed arms, without arms or with arms Integrated. Chrome Finish or Painting in Universal Black.

# CONFIGURATIONS



43.103 SRE  
**Executive Swivel**  
Back Recliner System (SRE)  
TC Arms  
Nylon Base  
65mm Casters



43.106 S  
**Executive Visitor**  
S Structure  
Loop Arms



43.106 SI  
**Executive Visitor**  
SI Structure  
Integrated Arms



43.106 Z  
**Executive Visitor**  
Z Structure  
Integrated Arms



43.106 Z ROD  
**Executive Visitor**  
Z Structure with 50mm Casters  
Integrated Arms



43.122  
**Stool**  
Fixed Backrest  
TC Arms  
Nylon Base with glides (Plastic Base Option)  
\*Backrest Recliner System (SRE) Optional



43.110  
**Executive Bench**  
Interleaved Loop Arms  
Black or Chrome Foot Structure  
Back glides with Adjustment  
\*Not available with TC Arms

**MESH COLORS**



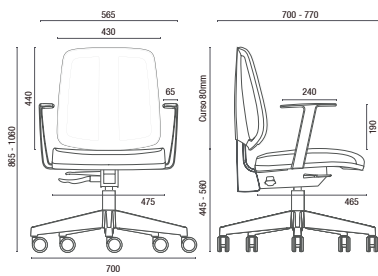
Black



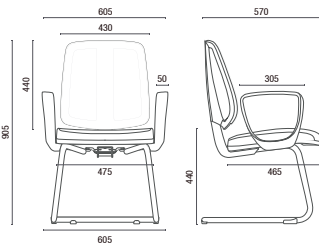
Gray



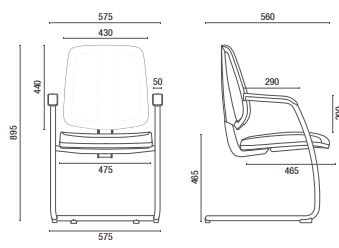
# TECHNICAL DRAWINGS



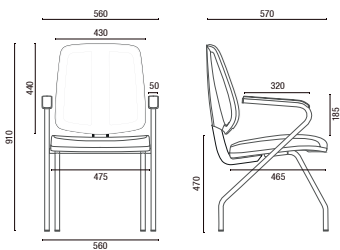
43.103 SRE Executive Swivel



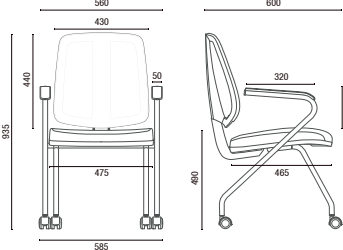
43.106 S Executive Visitor



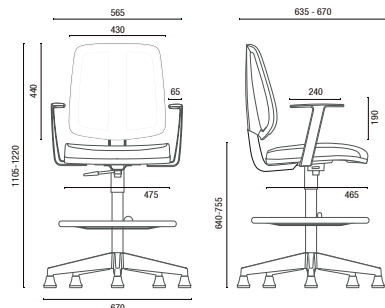
43.106 SI Executive Visitor



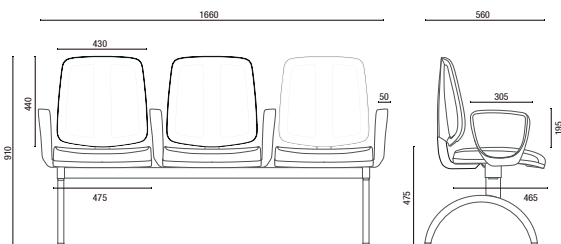
43.106 Z Executive Visitor



43.106 Z ROD Executive Visitor



43.122 Stool



43.110 Executive Bench

Interleaved Loop Arm Widths:

2 seats – 1110mm

3 seats – 1660mm

4 seats – 2195mm

5 seats – 2735mm

NOTE: Extreme measurements obtained without using a load gauge.



Cavaletti S/A Professional Seating  
Street Dr. Hiram Sampaio, 550  
Erechim/RS Brasil 99.706-461  
Fone/Fax: (54) 3520.4100  
comex@cavaletti.com.br  
www.cavaletti.com.br



\*Certified Products with Ecological Label (Quality - ABNT - Environmental) or ABNT NBR 13962 Standard, under consultation with the Commercial Department - Public Sector.

**Cavaletti**

PROFESSIONAL SEATING



**Cavaletti** Air




# Cavaletti Air

Air line products adapt to the shapes and needs of human beings. With adjustments designed to offer excellent ergonomics and comfort for heavy use, Air offers individual adjustment options such as lumbar support height and seat depth, which significantly increases body support areas, adapting according to the constitution of each user.






CHARACTERISTICS




**LUMBAR SUPPORT**  
Adjustable Lumbar Support integrated into the backrest, allows for vertical adjustment of 50 mm of travel. Better support for the spine.



**COATINGS**  
Available seat coatings in Polyester, Polytex, Blend, Grid, Space, Haven, CEC - Stilo, Vinyl and Natural Leather.



**BACKREST**  
High-resistance injected plastic structure and support in mesh, available in Black and Gray.



**MECHANISM**  
4-stage Synchron mechanism with front maniple tension adjustment or SRE MC mechanism (both with seat depth adjustment option). Rotating platform option for Meeting Rooms (SR).



**ARMREST**  
Adjustable Armrest SL, SL New PU, SL New PP (all with Side Adjustment option) or 3D (adjustable in height, advance and angle of PU support). Integrated Armrest in fixed models.



**BASES**  
Base options in Aluminum or Nylon, with 65mm castors in Nylon or PU. Base in Steel with Plastic Cover, only 50mm castors in Nylon or PU.



**SEAT**  
Made of high performance foam with Gas Height Adjustment and Depth Adjustment option.

CONFIGURATIONS



27001  
**Swivel Chair**  
Synchron RP  
Adjustable Lumbar Support  
3D Armrest  
Aluminum base



27001  
**Swivel Chair**  
Synchron RP  
Adjustable Lumbar Support  
3D Armrest  
Nylon base




27006 SI  
**Visitor Chair**  
SI Structure  
Integrated armrest  
Black color Mesh




27006 SI  
**Visitor Chair**  
SI Structure  
Integrated armrest  
Gray color Mesh

MESH COLORS



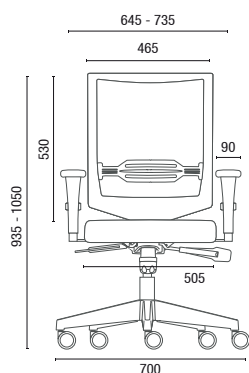
Black



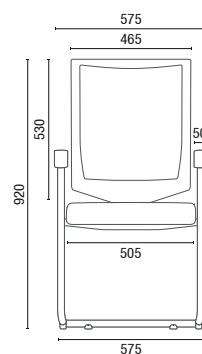
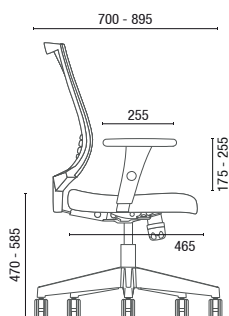
Gray



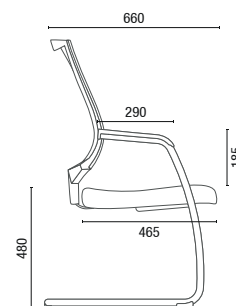
# TECHNICAL DRAWINGS



27001 **Swivel Chair**



27006 SI **Visitor Chair**



NOTE: Extreme measurements obtained without using a load gauge.



Cavaletti S/A Professional Seating  
Street Dr. Hiram Sampaio, 550  
Erechim/RS Brasil 99.706-461  
Fone/Fax: (54) 3520.4100  
comex@cavaletti.com.br  
www.cavaletti.com.br



**Cavaletti**

PROFESSIONAL SEATING



**Cavaletti** NewNet  
**Cavaletti** NewNet Soft



# Cavaletti NewNet

The NewNet line offers the unique experience provided by the mesh backrest. Developed to continuously adapt to the curvature of the spine and provide greater support, this material also provides better natural ventilation when in use. NewNet Soft is the result of the union of the double membrane mesh with the flexibility of colors and coatings materials, combining the ergonomics provided by the mesh with the variety of finishes of an upholstered chair, in a sophisticated and unique design.



NOTE: Product in this image and on the cover of this catalog with Amber Orange Grid coating (361)



CHARACTERISTICS



ACCESSORIES  
Headrest option available for models 16001 and 16501.



COATINGS  
Different upholstery options for NewNet seat or NewNet Soft seat and backrest: Polyester, Space, CEC-Stilo, Vinyl, Blend, Politex, Haven, Natural Leather and Grid.




SEAT  
Seat in injected foam with Gas Height Adjustment.



BASES  
Base options in Aluminum or Nylon, with 65mm castors in Nylon or PU. Stamped or Steel Base with Plastic Cover, only 50mm castors in Nylon or PU.



MECHANISM  
4-stage Synchron mechanism with front maniple tension adjustment or SRE MC Mechanism (both with option of seat depth adjustment) and on some models of the line, the Back Recline System (SRE).



BACKREST  
Double membrane mesh (16000 models) with coating option for NewNet Soft (16500 models).



ADJUSTABLE ARMREST  
Swivel Models with Adjustable Armrest SL, SL New PU, SL New PP (all with Side Adjustment option) or 3D (adjustable in height, advance and angle of the PU support).



STRUCTURE  
Fixed structures with Integrated Armrest. Chrome or Black Universal Finish.

NOTE: Product in this image coated in Natural Leather Caramel and in Black detail.

CONFIGURATIONS

NEWNET



16001 AC  
Swivel Chair  
Synchron  
Armrest 3D  
Aluminum Base



16001  
Swivel Chair  
Synchron  
Armrest 3D  
Stamped Base



16002  
Swivel Chair  
Synchron  
Armrest 3D  
Nylon Base



16003 SRE  
Swivel Chair  
Backrest Recline System  
Armrest SL  
Nylon Base



16006 S  
Visitor Chair  
S Structure  
Integrated Armrest



16010  
Bench  
L2048 Fixed  
Armrest Loop Intercalated  
Rear Slider with Adjustment



16010  
Bench  
L2048 Fixed  
Armrest Loop Intercalated  
Rear Slider with Adjustment

NOTE: Product in this image with Graphite Polyester coating (257)

NEWNET SOFT



16501 AC  
Swivel Chair  
Synchron  
Armrest 3D  
Aluminum Base



16501  
Swivel Chair  
Synchron  
Armrest 3D  
Stamped Base



16503 SRE  
Swivel Chair  
Backrest Recline System  
Armrest SL New PU  
Stamped Base

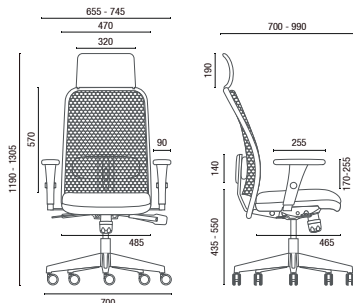


16506 S  
Visitor Chair  
S Structure  
Integrated Armrest

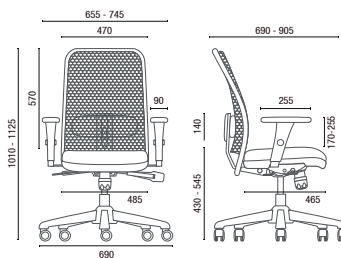
NOTE: Product in this image with Beige CEC-Stilo coating (080)



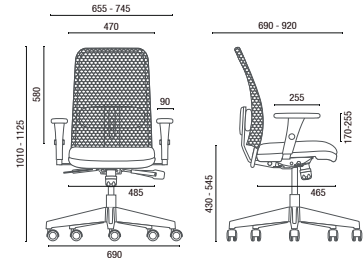
# TECHNICAL DRAWINGS



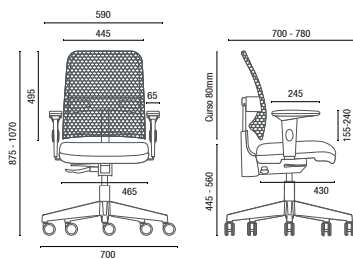
16001 AC Swivel Chair



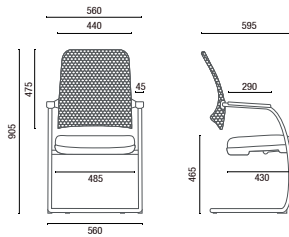
16001 Swivel Chair



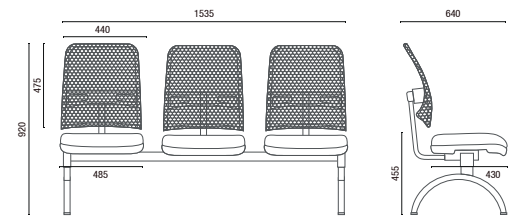
16002 Swivel Chair



16003 SRE Swivel Chair



16006 S Visitor Chair

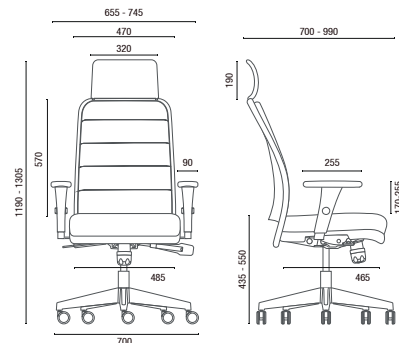


16010 Bench

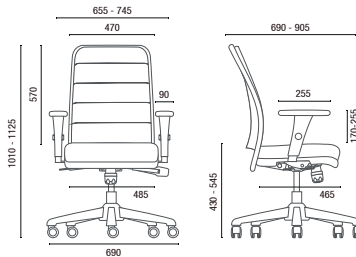
Armless widths:  
2 Seats- 1010mm  
3 Seats- 1535mm  
4 Seats- 2070mm  
5 Seats- 2600mm

Widths with intercalated Loop Arm:  
2 Seats - 1145mm  
3 Seats- 1675mm  
4 Seats - 2190mm  
5 Seats- 2730mm

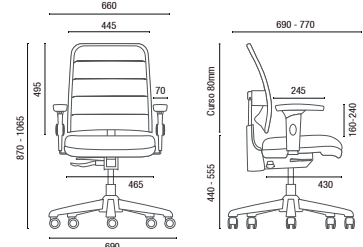
## NEUNET SOFT



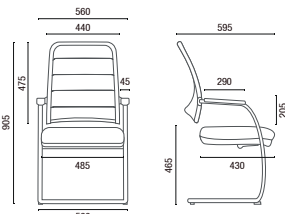
16501 AC Swivel Chair



16501 Swivel Chair



16503 SRE Swivel Chair



16506 S Visitor Chair

NOTE: Extreme measurements obtained without using a load gauge.



Cavaletti S/A Professional Seating  
Street Dr. Hiram Sampaio, 550  
Erechim/RS Brasil 99.706-461  
Fone/Fax: (54) 3520.4100  
comex@cavaletti.com.br  
www.cavaletti.com.br



\*Certified Products with Ecological Label (Quality - ABNT - Environmental) or ABNT NBR 13962 Standard, under consultation with the Commercial Department - Public Sector.

**Cavaletti**

PROFESSIONAL SEATING



**Cavaletti PRO**






## Cavaletti Pro

Dynamic workspaces call for comfortable seating, practical and durable, that integrate with the architecture of each environment. Created to serve operational and management areas, the Pro line offers solutions to intelligently serve a wide variety of users, with a high level of comfort and functionality.




CHARACTERISTICS



**HEAD SUPPORT**  
Headrest with 5 adjustment positions and 35 mm of travel. With generous dimensions, it offers greater support to the cervical region.



**BACKREST**  
High (L AC), High (L), High (Operational) and Medium (Operational) backrests, with anatomical curvatures for Better spinal support.



**MECHANISMS**  
4-stage Synchron mechanism with front handle tension adjustment (with seat depth adjustment option), Relax Mechanism or Seat Recline System Backrest (SRE). Turntable option for Meeting Rooms (SR).



**BASES**  
Base options in Aluminum or Nylon, with 65mm castors in Nylon or PU. Steel Base with Cover, 50mm Casters Only in Nylon or PU.



**COATINGS**  
Selected fabrics with double seams in the options: Polyester, Politec, Blend, Grid, Haven, Space, CEC - Stilo, Vinyl and Natural Leather.



**ARMRESTS**  
Adjustable Arms SL, SL New PU, SL New PP (all with option of Side Adjustment) or 3D (adjustable in height, advance and PU support angle).



**SEAT**  
Seat in injected foam with gas height adjustment. Optional Depth adjustment when Synchron mechanism is available.



**STRUCTURES**  
Fixed bases in the Swing option with or without Integrated Arms (S or SI) and Stabilizer glides Chrome or Black Universal Finish.



38001 L AC  
Swivel Highback  
Synchron  
SL Armrests  
Aluminum Base

CONFIGURATIONS



38001 L AC  
Swivel Highback  
Synchron  
SL Armrests  
Steel Base with Cover



38001 L  
Swivel Highback (Task)  
Synchron  
SL New PU Arm  
Steel Base with Cover



38001 SRE  
Swivel Midback  
Backrest Recline System  
SL Armrests  
Steel Base with Cover



38003 SRE  
Swivel Midback (Task)  
Backrest Recline System  
SL Armrests  
Steel Base with Cover



38022 SRE  
Swivel Stool  
Backrest Recline System  
SL Armrests  
Steel Base with Cover



38006 SI  
Visitor  
SI Structure  
Integrated Arms



38006 S  
Visitor  
S Structure



38007 SI  
Visitor Midback  
SI Structure  
Integrated Arms



38007 S  
Visitor Midback  
S Structure



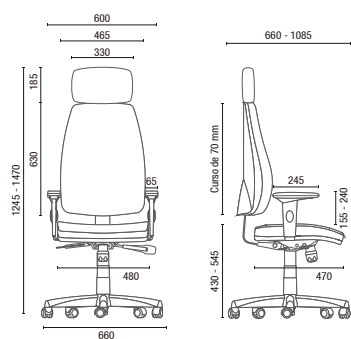
38010  
Bench  
Back glides with adjustment



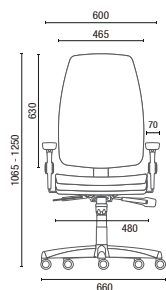
38010  
Bench  
American Intercalated Arms  
Back glides with adjustment



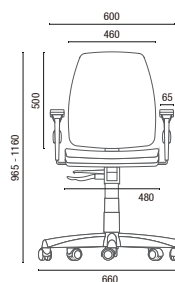
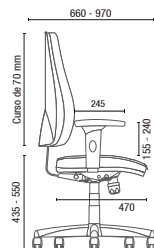
# TECHNICAL DRAWINGS



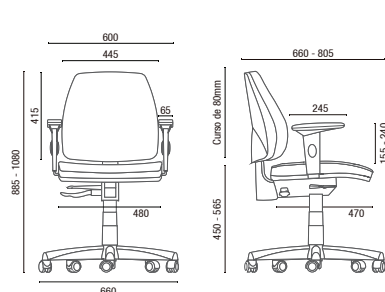
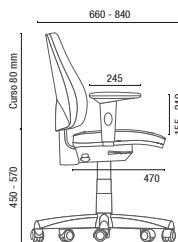
38001 L AC SYNCRON **Swivel Highback**



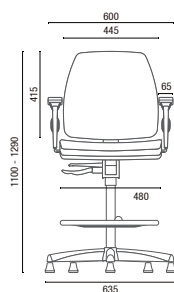
38001 L SYNCRON **Swivel Highback (task)**



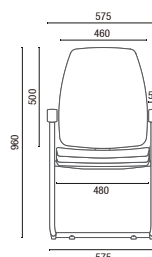
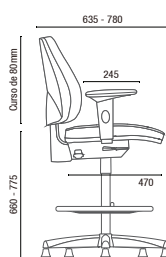
38001 SRE **Swivel Midback**



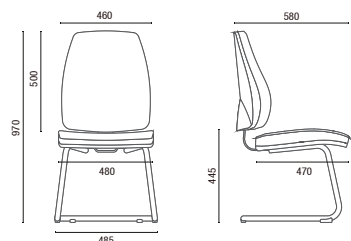
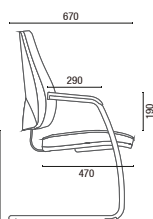
38003 SRE **Swivel Midback (task)**



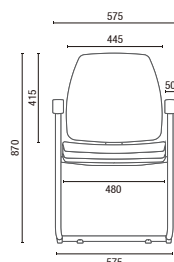
38022 SRE **Swivel Stool**



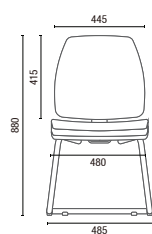
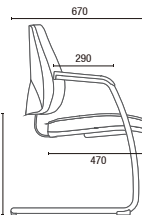
38006 SI **Visitor Integrated Armrests**



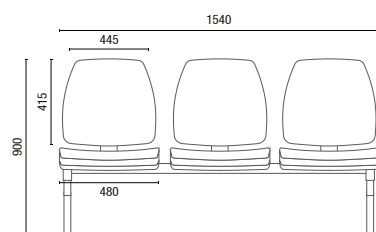
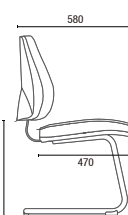
38006 S **Visitor**



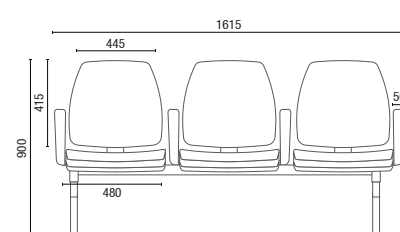
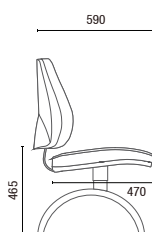
38007 SI **Visitor Midback Integrated Armrests**



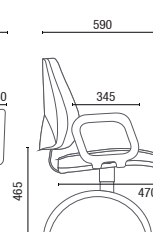
38007 S **Visitor Midback**



38010 **Bench**  
Widths without Arm:  
2 seats – 1015mm  
3 seats – 1540mm  
4 seats – 2055mm  
5 seats – 2600mm



38010 **Bench**  
American Interleaved Arm Widths:  
2 seats – 1085mm  
3 seats – 1615mm  
4 seats – 2130mm  
5 seats – 2670mm



NOTE: Extreme measurements obtained without using a load gauge.



Cavaletti S/A Professional Seating  
Street Dr. Hiram Sampaio, 550  
Erechim/RS Brasil 99.706-461  
Fone/Fax: (54) 3520.4100  
comex@cavaletti.com.br  
www.cavaletti.com.br



\*Certified Products with Ecological Label (Quality - ABNT - Environmental) or ABNT NBR 13962 Standard, under consultation with the Commercial Department - Public Sector.

**Cavaletti**

PROFESSIONAL SEATING



**Cavaletti Mais**



# Cavaletti Mais

The Mais line offers design centered on the essentials, adapting to different styles of spaces. Developed using concepts ergonomics and state-of-the-art engineering, Mais has products functional and practical to use, facilitating the search for posture ideal workspace in a simple and uncomplicated way.





CHARACTERISTICS



**COATINGS**  
Coatings available in Haven fabrics, Polyester, Politex, Mescla, Grid, Space, CEC - Stilo, Vinyl and Natural Leather.



**MECHANISMS**  
4-stage Synchron mechanism with tension regulation by front handle (with depth adjustment option of the seat). Turntable option for Meeting Rooms (SR).



**BACKREST**  
High and Medium backrests with anatomical curvatures for better spinal support.



**ARMRESTS**  
Swivel models with Adjustable Arms SL, SL New PU, SL New PP (all with Side Adjustment option) or 3D (adjustable in height, advance and angle of PU support).



**SEAT**  
Seat in injected foam with Gas Height Adjustment.



**BASES**  
Base options in Aluminum or Nylon, with 65mm castors in Nylon or PU. Covered Steel Base, Casters Only 50mm in Nylon or PU.



**STRUCTURE**  
Fixed base in Swing structure with Integrated Arm (SI) and fixed glides. Chrome or Black Universal Finish.

CONFIGURATIONS



37001  
**Swivel Highback**  
Synchron  
3D Armrests  
Aluminum Base



37001  
**Swivel Midback**  
Synchron  
3D Armrests  
Nylon Base



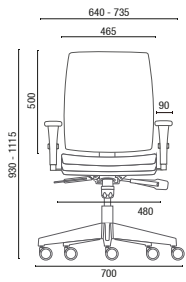
37002  
**Swivel Midback**  
Synchron  
SL New PU Armrests  
Nylon Base



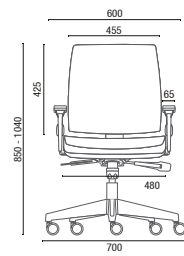
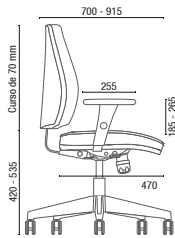
37006  
**Visitor**  
"SI" Structure  
Integrated Arms



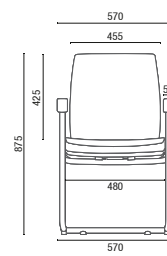
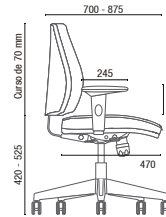
# TECHNICAL DRAWINGS



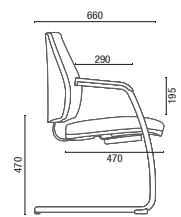
37001 **Swivel Highback**



37002 **Swivel Midback**



37006 SI **Visitor**



NOTE: Extreme measurements obtained without using a load gauge.



Cavaletti S/A Professional Seating  
Street Dr. Hiram Sampaio, 550  
Erechim/RS Brasil 99.706-461  
Fone/Fax: (54) 3520.4100  
comex@cavaletti.com.br  
www.cavaletti.com.br



\*Certified Products with Ecological Label (Quality - ABNT - Environmental) or ABNT NBR 13962 Standard, under consultation with the Commercial Department - Public Sector.



**Cavaletti**

PROFESSIONAL SEATING

**Cavaletti Slim**





## Cavaletti Slim

With Original Cavaletti Design, the Slim line has a back and seat with anatomical curvatures, Synchron mechanism with four locking positions, option of steel or aluminum bases and arms with 3D movements. In addition to being a complete corporate line, its minimalist design makes Slim ready to integrate more contemporary projects.



CHARACTERISTICS



**COATINGS**  
Different coating options: Polyester, Grid, Space, CEC-Stilo, Vinyl and Natural Leather.



**MECHANISMS**  
4-stage Synchron mechanism with front maniple tension adjustment, Relax Mechanism or, in some models of the line, the Backrest Recline System (SRE).



**SEAT**  
Seat in high performance foam, with Gas Height Adjustment.



**ARMREST**  
Swivel models with Adjustable Armrest SL, SL New PU, SL New PP (all with Side Adjustment option) or 3D (adjustable in height, advance and angle of PU support).



**BASES**  
Base options in Aluminum or Nylon, with 65mm castors in Nylon or PU. Stamped or Steel Base with Cover, only 50mm castors in Nylon or PU.



**STRUCTURES**  
Fixed structures with Integrated Armrest. Optional casters in the Z structure. Chrome or Black Universal finish.

CONFIGURATIONS



18001  
**Swivel Chair**  
Synchron  
SL Armrest  
Aluminum Base



18002  
**Swivel Chair**  
Synchron  
SL Armrest  
Stamped Base



18004 SRE  
**Swivel Chair**  
Backrest Recliner System  
SL Armrest  
Nylon Base



18006 Z ROD  
**Visitor Chair**  
Z Structure with casters  
Integrated Armrest



18006 Z  
**Visitor Chair**  
Z Structure  
Integrated Armrest



18006 P  
**Visitor Chair**  
P Structure  
Integrated Armrest



18006 S  
**Visitor Chair**  
S Structure  
Integrated Armrest



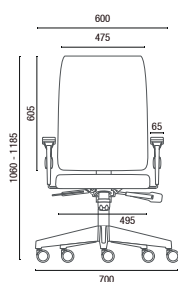
18007 S  
**Visitor Chair**  
S Structure  
Integrated Armrest



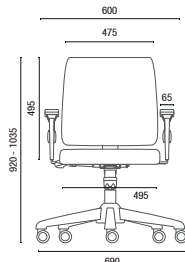
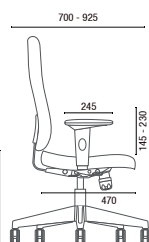
18010  
**Bench**  
Armrest Z Intercalated  
Optional without armrest  
Rear Slider with Adjustment



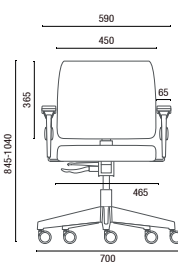
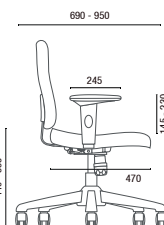
# TECHNICAL DRAWINGS



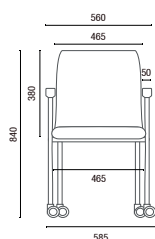
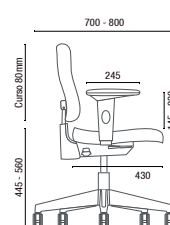
18001 Swivel Chair



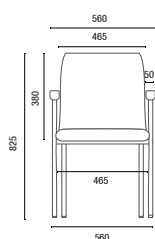
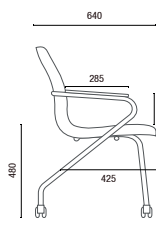
18002 Swivel Chair



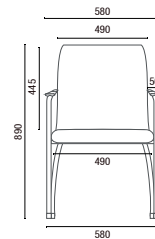
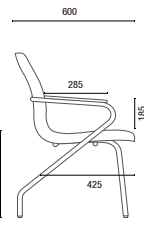
18004 SRE Swivel Chair



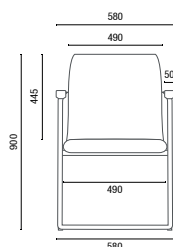
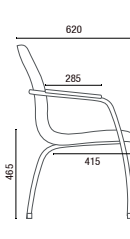
18006 Z ROD Visitor Chair



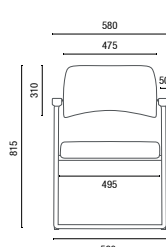
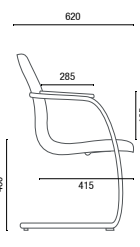
18006 Z Visitor Chair



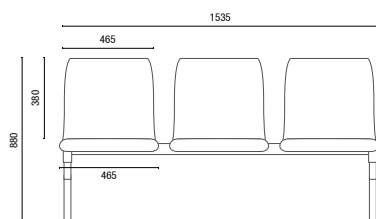
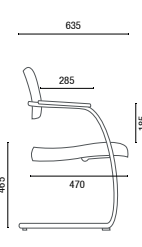
18006 P Visitor Chair



18006 S Visitor Chair



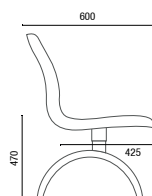
18007 S Visitor Chair



18010 Bench

Armless widths:  
2 Seats – 1000mm  
3 Seats – 1535mm  
4 Seats – 2070mm  
5 Seats – 2605mm

Intercalated Z Arm Widths:  
2 Seats – 1105mm  
3 Seats – 1660mm  
4 Seats – 2160mm  
5 Seats – 2675mm



NOTE: Extreme measurements obtained without using a load gauge.



Cavaletti S/A Professional Seating  
Street Dr. Hiram Sampaio, 550  
Erechim/RS Brasil 99.706-461  
Fone/Fax: (54) 3520.4100  
comex@cavaletti.com.br  
www.cavaletti.com.br



The mark of responsible forestry



\*Certified Products with Ecological Label (Quality - ABNT - Environmental) or ABNT NBR 13962 Standard, under consultation with the Commercial Department - Public Sector.

**Cavaletti**

PROFESSIONAL SEATING



**Cavaletti** Start






## Cavaletti Start


The Start line offers a variety of models that adapt to different work spaces. With high quality and selected finishes, Start models are ergonomic and seek the ideal comfort for day-to-day offices.



CHARACTERISTICS



**FINISHES**  
Different coating options:  
Polyester, Grid, Space, CEC - Stilo  
and Vinyl.



**MECHANISMS**  
4-stage Synchron mechanism with  
tension regulation by front handle,  
Backrest Recline System (SRE) or  
Relax mechanism (with backrest  
height adjustment option).  
On BG models, fixed backrest  
option (spring or L 2048) or  
adjustable backrest (L 2048).



**BACKREST**  
Backrests at three different heights:  
Higback, Midback and Lowback



**SEAT**  
Seat with gas height adjustment, with  
injected or expanded foam options. On  
models 4103, 4107, 4110 and 4123  
only injected foam. On model 4003,  
only expanded foam.



**BASES**  
Base options in Aluminum or Nylon, with  
65mm castors in Nylon or PU. Stamped or  
Steel Base with Cover, only 50mm castors  
in Nylon or PU.



**ARMRESTS**  
Adjustable arms SL, SL New PU,  
SL New PP (all with option of Side  
Adjustment) or 3D (adjustable in  
height, advance and angle of the PU  
support). Fixed Arms in American  
and Loop options



**STRUCTURES**  
Fixed structures in Arc type (A),  
Four legs (P) or Balance (S).

CONFIGURATIONS



4001  
**Swivel Highback**  
Relax Mech  
SL Armrests



4002  
**Swivel Midback**  
Relax Mech  
SL Armrests



4003  
**Swivel Extra Modelo (140 kgs)**  
Relax Mech  
SL Armrests with Side Adjustment



4006 S  
**Visitor Highback**  
S Structure  
American Armrests



4006 PUE  
**Visitor**  
Retractable Clipboard  
American Armrests



4103  
**Swivel Lowback**  
Backrest Recline System  
SL New PU Armrests



4107 S  
**Visitor Midback**  
S structure



4123  
**Stool**  
Backrest Recline System  
SL New PU Armrests



4004  
**Swivel Lowback**  
L2048 with Adjustment  
SL Armrests



4008 A  
**Visitor Lowback**  
Fixed L2048  
Arch Structure



4022  
**Swivel Stool**  
L2048 with Regulation



L2048  
Backrest Height  
Adjustment  
(4004 and 4022)



4005  
**Bench**  
Double American Armrests



4110  
**Bench**



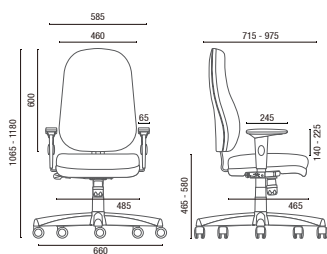
4005 U / 4110 U  
**Retractable Clipboard**  
Optional for 4005 and 4110



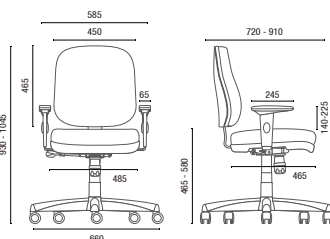
4009  
**Bench Lowback**  
L2048 fixed



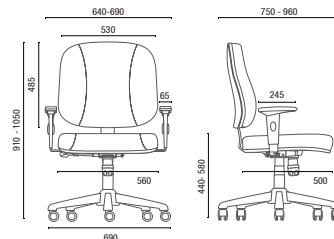
# TECHNICAL DRAWINGS



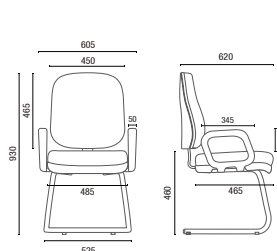
4001 Swivel Highback



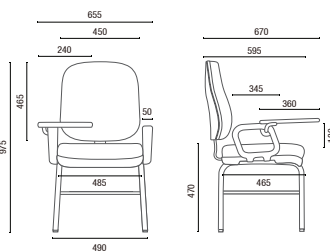
4002 Swivel Midback



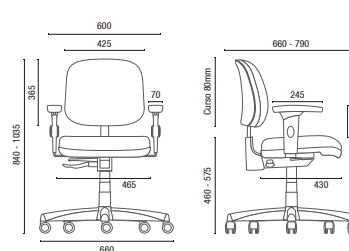
4003 Swivel Extra Model (140 kgs)



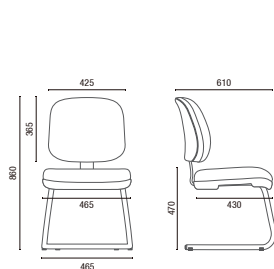
4006 S Visitor Highback



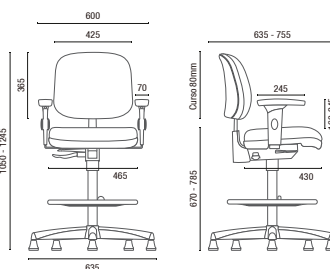
4006 PUE Visitor with Clipboard



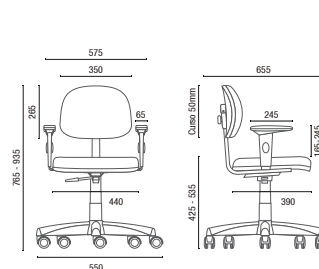
4103 SRE Swivel Task



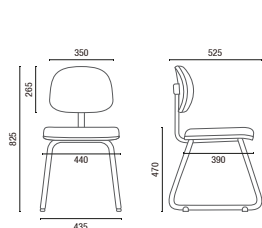
4107 S Visitor Midback



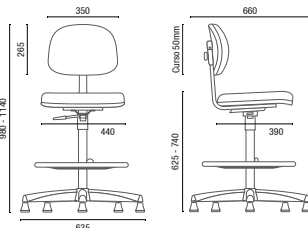
4123 SRE Swivel Stool



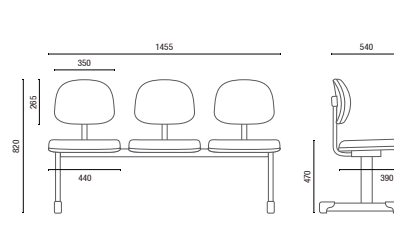
4004 Swivel lowback



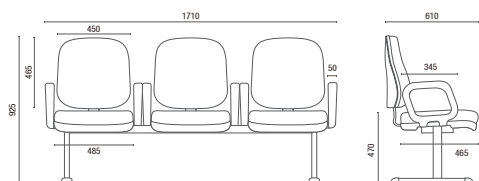
4008 A Visitor Lowback



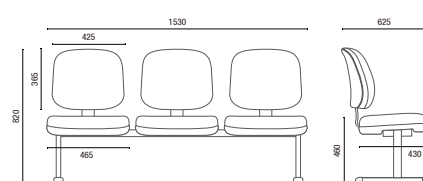
4022 BG Swivel Stool Lowback



4009 Bench  
Widths without Arm: 2 seats - 950mm 3 seats - 1455mm  
4 seats - 1965mm 5 seats - 2470mm



4005 Bench  
Double Arm Widths: 2 seats - 1140mm 3 seats - 1710mm  
4 seats - 2280mm 5 seats - 2850mm



4110 Bench  
Widths without Arm: 2 seats - 995mm 3 seats - 1530mm  
4 seats - 2065mm 5 seats - 2595mm

NOTE: Extreme measurements obtained without using a load gauge.



Cavaletti S/A Professional Seating  
Street Dr. Hiram Sampaio, 550  
Erechim/RS Brasil 99.706-461  
Fone/Fax: (54) 3520.4100  
comex@cavaletti.com.br  
www.cavaletti.com.br



\*Certified Products with Ecological Label (Quality - ABNT - Environmental) or ABNT NBR 13962 Standard, under consultation with the Commercial Department - Public Sector.

# Cavaletti

PROFESSIONAL SEATING



Cavaletti Stilo






## Cavaletti Stilo

Equipped with the Original Cavaletti Recliner System (SRE), the Stilo line offers a series of ideal ergonomic adjustments to allow long working hours with proper posture, reducing physical strain. Its compact size only takes up the space needed, making it easy to move around in everyday life.



CHARACTERISTICS



COATINGS  
Different coating options: Polyester, Grid, Space, CEC-Stilo and Vinyl.



MECHANISMS  
Backrest Recline System (SRE) or fixed BG or with adjustable backrest option (L 2048) on some models of the line.



SEAT  
Seat in injected foam with Gas Height Adjustment.



ARMREST  
Swivel Models with Adjustable Armrest SL, SL New PU, SL New PP (all with Side Adjustment option) or 3D (adjustable in height, advance and angle of the PU support). Fixed Armrest in American and Loop options.



BASE  
Steel Base with Plastic Cover. 50mm castors in Nylon or PU.



STRUCTURES  
Fixed structures in Arc (A), Toothpick (P) or Swing (S) options. Finished with Silver or Universal Black paint.

CONFIGURATIONS



8203 SRE  
Swivel Chair  
Backrest Recliner System  
SL New PU Armrest



8203  
Swivel Chair  
Flange  
SL New PU Armrest  
L2048 Backrest Support



L2048  
Backrest  
Height  
Adjustment



8207 S  
Visitor Chair  
S Structure



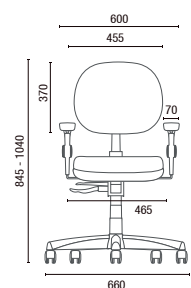
8223  
Swivel Chair Stool  
L2048 Backrest Support



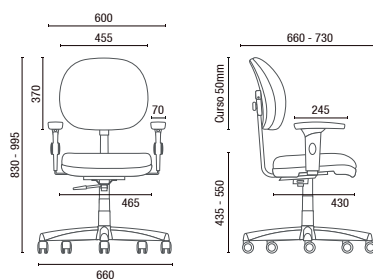
8210  
Bench



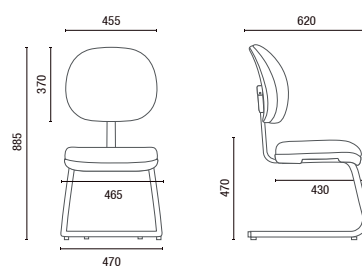
# TECHNICAL DRAWINGS



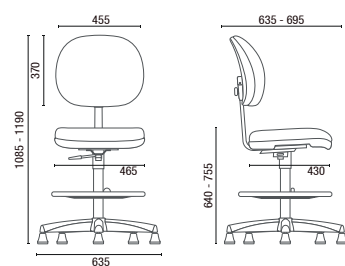
8203 SRE Swivel Chair



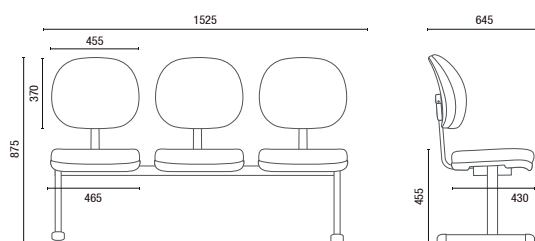
8203 BG Swivel Chair



8207 S Visitor Chair



8223 Swivel Chair Stool



8210 Bench

Armless widths:  
 2 Seats – 1000mm  
 3 Seats – 1525mm  
 4 Seats – 2045mm  
 5 Seats – 2585mm

NOTE: Extreme measurements obtained without using a load gauge.



Cavaletti S/A Professional Seating  
 Street Dr. Hiram Sampaio, 550  
 Erechim/RS Brasil 99.706-461  
 Fone/Fax: (54) 3520.4100  
 comex@cavaletti.com.br  
 www.cavaletti.com.br



\*Certified Products with Ecological Label (Quality - ABNT - Environmental) or ABNT NBR 13962 Standard, under consultation with the Commercial Department - Public Sector.



**Cavaletti**

PROFESSIONAL SEATING



**Cavaletti** StartPlus





## Cavaletti StartPlus


With different finishing options, the Start Plus line combines handcrafted care with state-of-the-art technology. There are three available seam patterns that complete sophisticated environments in a subtle but striking way.



# CHARACTERISTICS



**COATINGS**  
Different coating options: Polyester, Grid, Space, CEG-Stilo and Vinyl. Two sewing options according to the model (3000 and 6000).



**BACKREST**  
Backrest in four different heights according to models: President, Director, Executive and Secretary.



**SEAT**  
Seat in injected foam with Gas Height Adjustment.



**BASES**  
Base options in Aluminum or Nylon, with 65mm castors in Nylon or PU. Base in Steel with Cover, only 50mm casters in Nylon or PU.



**MECHANISM**  
4-stage Synchron mechanism with tension regulation by front maniple, Backrest Recline System (SRE) or Relax mechanism (with backrest height adjustment option). On BG models, fixed backrest option (spring or L 2048) or adjustable backrest (L 2048).



**ARMREST**  
Swivel models with Adjustable Arms SL, SL New PU, SL New PP (all with Side Adjustment option) or 3D (adjustable in height, advance and angle of PU support). Fixed arms in American and Loop options.



**STRUCTURES**  
Fixed structures in Arc (A), 4 Foot (P) or Swing (S) options. Chrome Finish or Universal Black Painting.

# CONFIGURATIONS



3001  
**President Swivel Chair**  
Relax  
SL Armrest



3002  
**Director Swivel Chair**  
Relax  
SL Armrest



3006 S  
**Director Visitor Chair**  
S Structure  
American Armrest



3004 SRE  
**Secretary Swivel Chair**  
Back Recliner System  
SL New PU Armrest



L2048  
Backrest  
Height  
Adjustment



3008 S  
**Secretary Visitor Chair**  
S Structure



3022  
**Secretary Stool Chair**  
L2048 with Adjustment



3005  
**Director Bench**  
American Double Armrest



3009  
**Secretary Bench**



6001  
**President Swivel Chair**  
Relax  
SL Armrest



6002  
**Director Swivel Chair**  
Relax  
SL Armrest



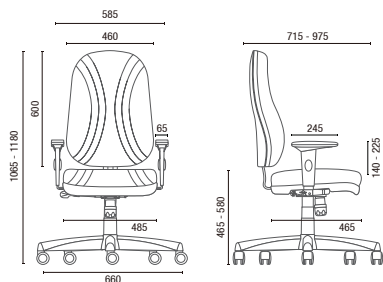
6006 S  
**Director Swivel Chair**  
S Structure  
American Armrest



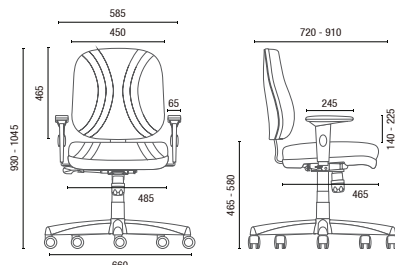
6104 SRE  
**Executive Swivel Chair**  
Back Recliner System  
SL New PU Armrest



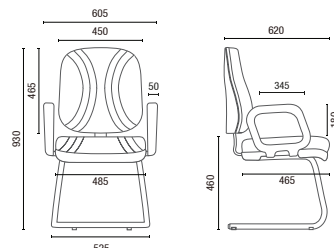
# TECHNICAL DRAWINGS



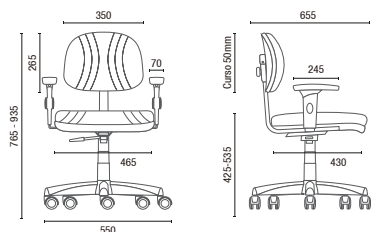
3001 President Swivel Chair



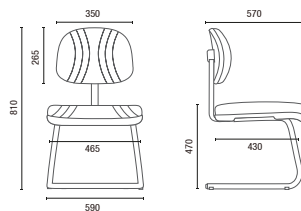
3002 Director Swivel Chair



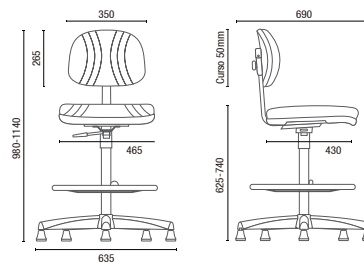
3006 S Director Visitor Chair



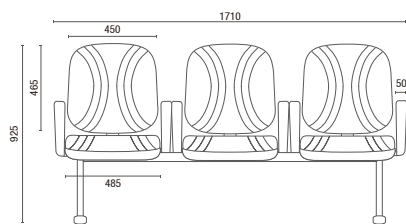
3004 Secretary Swivel Chair



3008 S Secretary Visitor Chair

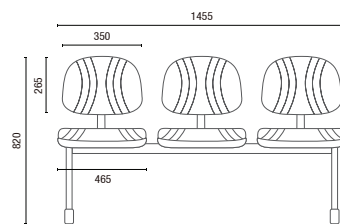
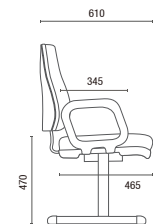


3022 BG Secretary Stool Chair



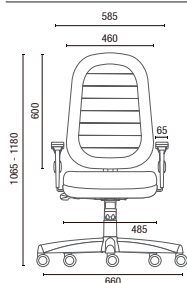
3005 Diretor Longarina

Double Arm Width:  
2 seats – 1140mm 3 seats – 1710mm 4 seats – 2280mm 5 seats – 2580mm

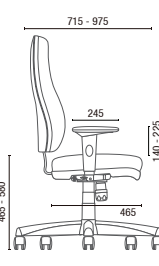


3009 Secretary Bench

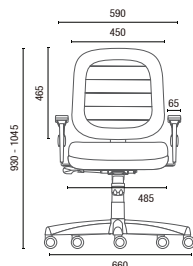
Width without Arm:  
2 seats – 950mm 3 seats – 1455mm 4 seats – 1965mm 5 seats – 2470mm



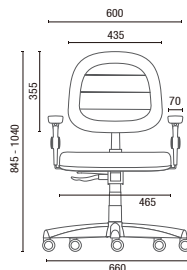
6001 President Swivel Chair



6002 Director Swivel Chair



6006 S Director Visitor Chair



6104 Executive Swivel Chair

NOTE: Extreme measurements obtained without using a load gauge.



Cavaletti S/A Professional Seating  
Street Dr. Hiram Sampaio, 550  
Erechim/RS Brasil 99.706-461  
Fone/Fax: (54) 3520.4100  
comex@cavaletti.com.br  
www.cavaletti.com.br



\*Certified Products with Ecological Label (Quality - ABNT - Environmental) or ABNT NBR 13962 Standard, under consultation with the Commercial Department - Public Sector.

**Cavaletti**

PROFESSIONAL SEATING



**Cavaletti** Aura





## Cavaletti Aura


Cavaletti Aura epitomizes precision and inspiration. Technology and contemporary design. Minimalism and, at the same time, a wealth of details. Because of this plurality, so present, Aura is a versatile product, capable of adapting to the most diverse projects and environments.



# CHARACTERISTICS



**BACKREST**  
High or Mid backrest options, allowing its use and composition in different environments.



**COATING**  
A single high-resistance membrane is responsible for providing comfort and a perfect finish. Available in Black, Gray or fabric.



**MECHANISM**  
Synchron-type mechanism, with locking system in working position or in free-floating and automatic tension adjustment, adjusting to the user's weight without the need for manual adjustment.



**ARMREST**  
The arms are fixed and follow the striking curves, which go from the backrest structure to the seat base.



**BASES**  
Base options in Polished Aluminum and in Black and Gray colors, with mixed 60mm Castors.



**ADJUSTMENT**  
Adjustment controls are harmoniously integrated into the product design.

# PRECISE DESIGN, INSPIRING SHAPES.

Cavaletti Aura combines technology and harmonic design, sophistication and versatility. A minimalist product in design, with numerous important details that you need to know.







# CONFIGURATIONS

Check out the possible combination options for Cavaletti Aura below and choose yours.



44.101  
**Swivel Chair**  
Fabric  
Polished Aluminum Base



44.101  
**Swivel Chair**  
Black Mesh  
Black Base



44.101  
**Swivel Chair**  
Gray Mesh  
Gray Base



44.102  
**Swivel Chair**  
Fabric  
Polished Aluminum Base



44.102  
**Swivel Chair**  
Black Mesh  
Black Base



44.102  
**Swivel Chair**  
Gray Mesh  
Gray Base

## BASES

There are 3 different base options: in Polished Aluminum also Nylon base in black or gray color.



Polished Aluminum




Black



Gray

## COATINGS


Cavaletti Aura has 3 different coatings: Black Mesh, Gray Mesh and a Fabric coating. Check out the textures of each material below.



Fabric\*



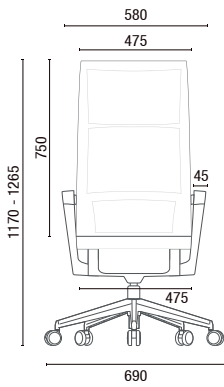
Black Mesh



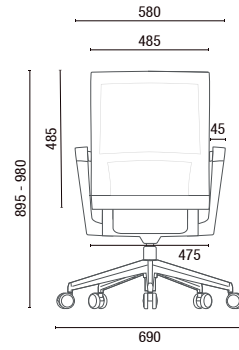
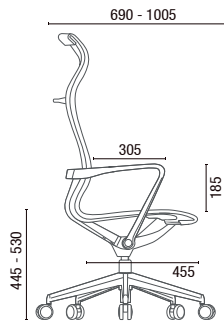
Gray Mesh

\*Fabric Coating can only be used with Black structure.

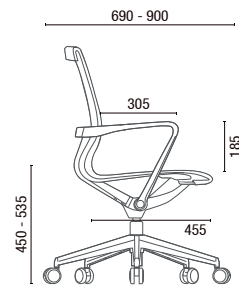
# TECHNICAL DRAWINGS



44.101 Swivel Chair



44.102 Swivel Chair



NOTE: Extreme measurements obtained without using a load gauge.



Cavaletti S/A Professional Seating  
Street Dr. Hiram Sampaio, 550  
Erechim/RS Brasil 99.706-461  
Fone/Fax: (54) 3520.4100  
comex@cavaletti.com.br  
www.cavaletti.com.br



Look for FSC®  
certified products





**Cavaletti**

PROFESSIONAL SEATING



**Cavaletti** Leef



# Cavaletti Leef

Cavaletti Leef is an authorial design product, with minimalist lines and at the same time full of personality. A chair marked by its iconic look and a perfect combination of innovative features, capable of guaranteeing maximum comfort, whether for short or long term use.



NOTE: Product in this image with coating in Haven Campo with Olive Stitching Code 715



# CHARACTERISTICS

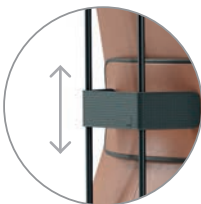
The union between technical features and carefully designed details make Leef a unique chair, especially when you customize it according to your project.



**MECHANISM**  
4-stage Synchron mechanism with front manipulation for tension adjustment and seat depth adjustment.




**FLEXIBLE BACKREST**  
Backrest with malleable structure, able to adapt to change of position.



**LUMBAR SUPPORT**  
Adjustable lumbar support (280mm stroke) to body anatomy.



**BASE**  
Base options: Twin (Aluminum in two tones) or Up (Nylon), with 65mm castors in Nylon or PU.



**COATINGS**  
Coatings in Natural Leather, CEC-Stilo, Haven and Politex, with contrasting and subtle stitching options for each color.



**ARMREST**  
4D armrest (adjustable in 4 dimensions) or 3D armrest (adjustable in height, advance and angle of the PU support).



**SEAT**  
6-stage depth adjustment (50mm stroke).

# SIMPLY UNUSUAL

With a light and distinctive design, the Leef chair can be used for both directive and operative use.



NOTE: Products in this image coated in CEC-Stilo Fendi with Gray Stitching Code 754 and Brown with Copper Stitching Code 750.



Cavaletti partner since 2011, Marc Sapetti was born in Andorra and graduated in industrial design in Barcelona. In the following years he worked in relevant offices in Europe, culminating in the creation of his own office. Today, Sapetti Design Consultancy is a multi-award winning studio alongside Cavaletti. Among the awards are the IF Awards (Cavaletti Go) and the Good Design Award (Cavaletti Idea and Cavaletti Vélo).

NOTE: Product in these images and on the cover of this catalog coated in Natural Caramel Leather with Black Stitching Code 702.



CONFIGURATIONS



45.101  
**Swivel Chair**  
Synchron RP  
4D-CA Armrest  
(Aluminum) Twin Base



45.101  
**Swivel Chair**  
Synchron RP  
3D Armrest  
(Aluminum) Twin Base




45.101  
**Swivel Chair**  
Synchron RP  
4D-CA Armrest  
(Nylon) UP Base


NOTE: Products in these images coated in Black Natural Leather with Copper Stitching Code 700.

COATINGS

Use your imagination to customize your environment by setting up unique chairs. Check out the textures of each available coating below. There are several color options between Haven, CEC-Stilo, Natural Leather and Politex.




HAVEN  
15 Colors.




CEC - STILO  
10 Colors.



NATURAL LEATHER  
02 Colors.



POLITEX  
06 Colors.



GRID  
14 Colors.

COMBINATIONS

Choose the coating and stitching pattern combination that best suits your project. There are 66 options available. To specify the combination, use the codes below. Example: Black Leather + Copper Stitching = Code 700 (Coating + Stitching = Code).

Leather

Leather



COATING +  
STITCHING

BLACK  
COPPER

CÓD  
700

BLACK  
BLACK

CÓD  
701













CARAMEL  
BLACK

CÓD  
702

CARAMEL  
COPPER

CÓD  
703


























Politex

Politex								
	COFFEE W/ MILK CÚD COPPER 734	COFFEE W/ MILK CÚD DARK GRAY 735	BROWN CÚD SAND 736	BROWN CÚD BLACK 737	METAL GRAY CÚD RED 738	METAL GRAY CÚD DARK GRAY 739	DARK GRAY CÚD RED 740	DARK GRAY CÚD DARK GRAY 741
								
	LILAC CÚD PINK 742	LILAC CÚD PURPLE 743	BLACK CÚD COPPER 744	BLACK CÚD BLACK 745				

Haven

Haven

COATING + STITCHING

	RED PINK	CÓD 722		RED RED	CÓD 723		MAGENTA PINK	CÓD 724		MAGENTA PURPLE	CÓD 725		TERRACOTTA BLACK	CÓD 720		TERRACOTTA COPPER	CÓD 721		ORANGE BLACK	CÓD 718		ORANGE ORANGE	CÓD 719
	YELLOW DARK GRAY	CÓD 730		YELLOW YELLOW	CÓD 731		SNOW OLIVE	CÓD 712		SNOW SAND	CÓD 713		FIELD BLACK	CÓD 714		FIELD OLIVE	CÓD 715		SAVANNAH SAND	CÓD 716		SAVANNAH OLIVE	CÓD 717
	TWILIGHT LIGHT GRAY	CÓD 728		TWILIGHT DARK BLUE	CÓD 729		SKY COPPER	CÓD 726		SKY LIGHT BLUE	CÓD 727		SAND COPPER	CÓD 710		SAND SAND	CÓD 711		EARTH SAND	CÓD 732		EARTH DARK GRAY	CÓD 733
	CONCRETE LIGH BLUE	CÓD 708		CONCRETE DARK GRAY	CÓD 709		ASPHALT LIGHT BLUE	CÓD 706		ASPHALT DARK GRAY	CÓD 707		BLACK COPPER	CÓD 704		BLACK BLACK	CÓD 705						





























CEC - Stilo

CEC - Stilo																
COATING + STITCHING	RED BLACK	CÓD 746	RED RED	CÓD 747	WINE PINK	CÓD 748	WINE PURPLE	CÓD 749	BROWN COPPER	CÓD 750	BROWN BLACK	CÓD 751	BEIGE OLIVE	CÓD 752	BEIGE SAND	CÓD 753
	FENDI LIGHT GRAY	CÓD 754	FENDI OLIVE	CÓD 755	GREEN LIGHT GRAY	CÓD 756	GREEN BLACK	CÓD 757	BLUE LIGHT BLUE	CÓD 758	BLUE BLACK	CÓD 759	WHITE BLACK	CÓD 760	WHITE LIGHT GRAY	CÓD 761
	GRAY LIGHT GRAY	CÓD 762	GRAY BLACK	CÓD 763	BLACK COPPER	CÓD 764	BLACK BLACK	CÓD 765								

GRID

GRID

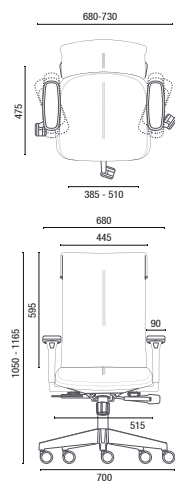
COATING + STITCHING

	PERSIAN RED PINK	CÓD 813		PERSIAN RED RED	CÓD 814		PITAYA PINK PINK	CÓD 815		PITAYA PINK PURPLE	CÓD 816		MALVA PINK PINK	CÓD 809		MALVA PINK DARK GRAY	CÓD 810		CAMELIA PINK PURPLE	CÓD 807		CAMELIA PINK PINK	CÓD 808
	AMBER ORANGE BLACK	CÓD 817		AMBER ORANGE ORANGE	CÓD 818		SICILIAN YELLOW DARK BLUE	CÓD 819		SICILIAN YELLOW YELLOW	CÓD 820		FOREST GREEN SAND	CÓD 811		FOREST GREEN OLIVA	CÓD 812		CARIBBEAN BLUE PURPLE	CÓD 821		CARIBBEAN BLUE MEDIUM BLUE	CÓD 822
	INFINITE BLUE DARK BLUE	CÓD 823		INFINITE BLUE COPPER	CÓD 824		COBALT BLUE LIGHT BLUE	CÓD 825		COBALT BLUE DARK BLUE	CÓD 826		IVORY BEIGE DARK BLUE	CÓD 827		IVORY BEIGE OLIVE	CÓD 828		HAZEL BROWN LIGHT GRAY	CÓD 829		HAZEL BROWN COPPER	CÓD 830
	MIST GRAY ORANGE	CÓD 831		MIST GRAY LIGHT GRAY	CÓD 832		TITANIUM GRAY LIGHT GRAY	CÓD 833		TITANIUM GRAY DARK GRAY	CÓD 834												

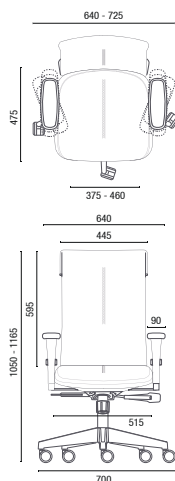
The colors and coatings shown in this catalog are illustrative and should be used for reference only. For more information, see the sample.



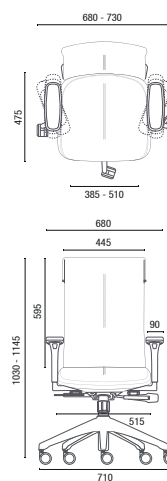
# TECHNICAL DRAWINGS



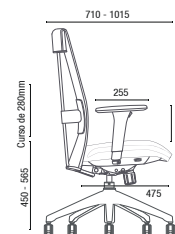
45.101 **Swivel Chair**  
4D-CA Armrest  
(Aluminum) Twin Base



45.101 **Swivel Chair**  
3D Armrest  
(Aluminum) Twin Base



45.101 **Swivel Chair**  
4D-CA Armrest  
(Nylon) UP Base



NOTE: Extreme measurements obtained without using a load gauge.



Cavaletti S/A Professional Seating  
Street Dr. Hiram Sampaio, 550  
Erechim/RS Brasil 99.706-461  
Fone/Fax: (54) 3520.4100  
comex@cavaletti.com.br  
www.cavaletti.com.br





**Cavaletti**

PROFESSIONAL SEATING



**Cavaletti C4**



# Cavaletti C4

Advanced ergonomic features and finished with aluminum accents make the Cavaletti C4 an ideal alternative for high-end directive spaces.



ACCESSORIES  
Fixed Headrest Option.  
Available in Black.



MECHANISM  
4-stage Synchron mechanism with seat depth adjustment and automatic tension adjustment, adjusting to the user's weight without the need for manual adjustment.



BACKREST  
Backrest in mesh, with upholstered and adjustable Lumbar Support. Apparent structure in Polished Aluminum.



ARMREST  
Height-adjustable 3D armrest, front horizontal movement or sideways. Soft touch PU support.



BASES  
Base options in Aluminum or Nylon, with 65mm castors in Nylon or PU.



SEAT  
Seat in injected foam with Depth Adjustment and Gas Height Adjustment. Coatings in Polyester, Grid, Haven, CEC-Stilo, Space, Vinyl and Natural Leather.

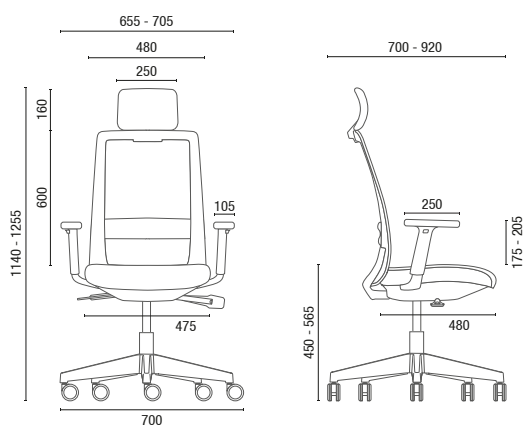


29001  
Swivel Chair  
Synchron  
Armrest 3D  
Nylon Base

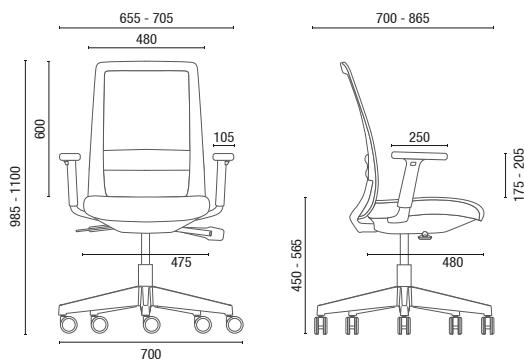
29001 AC  
Swivel Chair  
Synchron  
Armrest 3D  
Aluminum Base  
Headrest



# TECHNICAL DRAWINGS



29001 AC **Swivel Chair with Headrest**



29001 **Swivel Chair**

NOTE: Extreme measurements obtained without using a load gauge.



Cavaletti S/A Professional Seating  
Street Dr. Hiram Sampaio, 550  
Erechim/RS Brasil 99.706-461  
Fone/Fax: (54) 3520.4100  
comex@cavaletti.com.br  
www.cavaletti.com.br







A close-up photograph of the backrest of a black office chair. The backrest features a black mesh fabric with a fine, grid-like pattern. A large, rectangular, black plastic lumbar support is attached to the backrest. The lumbar support has a recessed area in the center, which appears to be a fan or a ventilation system. The chair's frame is made of black plastic. The background is white.

**Cavaletti**

PROFESSIONAL SEATING

**Cavaletti C3**



# Cavaletti C3

Simplicity and ergonomics. Essential attributes of a chair for demanding workspaces, where high performance is the most important objective.



28001  
Swivel Chair  
Synchron  
4D Armrest  
Steel Base with Cover

28001  
Swivel Chair  
Synchron  
4D Armrest  
Nylon Base

28001 AC  
Swivel Chair  
Synchron  
4D Armrest  
Aluminum Base  
Headrest

## CHARACTERISTICS



**ACCESSORIES**  
Headrest option with automatic height adjustment and 3D movements allowing better adjustment and accommodation. Available in Black.



**MECHANISM**  
4-stage Synchron mechanism with seat depth adjustment and automatic tension adjustment, adjusting to the user's weight without the need for manual adjustment.



**BACKREST**  
Backrest in black mesh with flexible and adjustable Lumbar Support.



**ARMREST**  
4D arm, adjustable in height, front horizontal movement, lateral and rotating in the horizontal plane. Soft touch PU support.



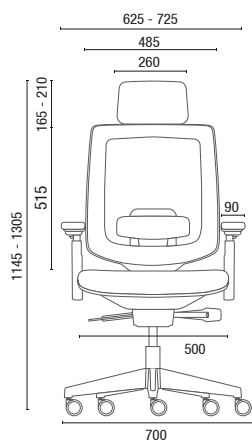
**BASES**  
Base options in Aluminum or Nylon, with 65mm castors in Nylon or PU. Base in Steel with Cover, only 50mm casters in Nylon or PU.



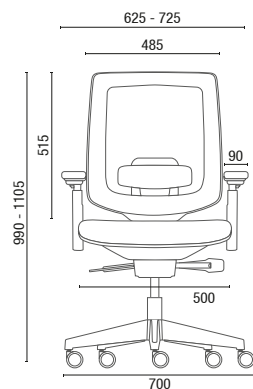
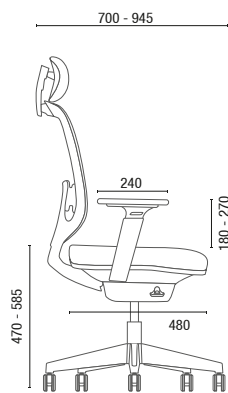
**SEAT**  
Seat in injected foam with Depth Adjustment and Gas Height Adjustment. Coatings in Polyester, Grid, Haven, CEC-Stilo, Space, Vinyl and Natural Leather.



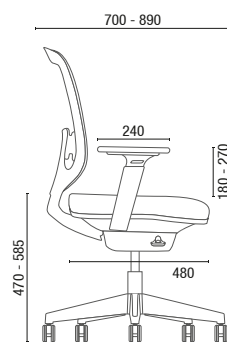
# TECHNICAL DRAWINGS



28001 AC Swivel Chair with Headrest



28001 Swivel Chair



NOTE: Extreme measurements obtained without using a load gauge.



Cavaletti S/A Professional Seating  
Street Dr. Hiram Sampaio, 550  
Erechim/RS Brasil 99.706-461  
Fone/Fax: (54) 3520.4100  
comex@cavaletti.com.br  
www.cavaletti.com.br







**Cavaletti**

PROFESSIONAL SEATING

**Cavaletti** Way

# Cavaletti Way

The Cavaletti Way line offers a design inspired by slender, elegant silhouettes and a striking personality. Features three backrest height options to suit all types of directive spaces.



**BACKREST**  
Backrest 185 mm higher.  
Internal support in mesh  
for all models.



**HEADREST**  
Better support for the cervical  
region (model 19001 L).



**ADJUSTABLE ARMS**  
Adjustable Arms SL, SL New PU,  
SL New PP (all with option of Side  
Adjustment) or 3D (adjustable in  
height, advance and angle of the PU  
support).



**DETAILS**  
Sewing with exclusive design.



**MECHANISM**  
4-stage Synchron Mechanism with front  
manipule tension adjustment (with seat  
depth adjustment option).



**BASES**  
Base options in Aluminum or Nylon, with  
65mm castors in Nylon or PU. Base in  
Steel with Cover, only 50mm casters in  
Nylon or PU.



**STRUCTURES**  
Fixed swing frame with integrated  
arms (SI). Finishing in Universal Black  
or Chrome paint.

## CONFIGURATIONS



19001 L  
**Swivel Highback**  
Synchron  
3D Arms  
Aluminum Base  
Head Support



19001  
**Swivel Midback**  
Synchron  
SL New PU Arms  
Aluminum Base



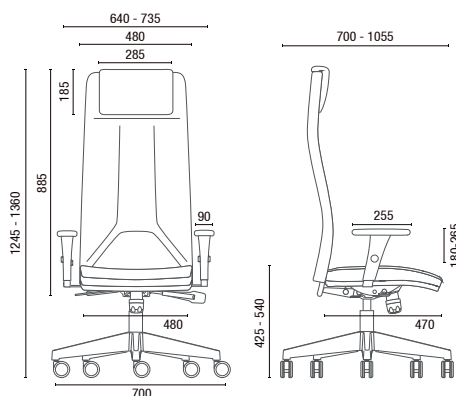
19002  
**Swivel Lowback**  
Synchron  
3D Arms  
Aluminum Base



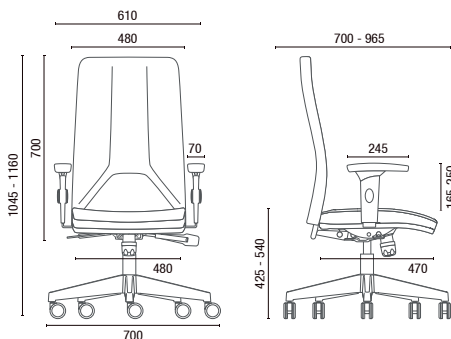
19006 SI  
**Visitor**  
SI Structure  
Integrated Arms



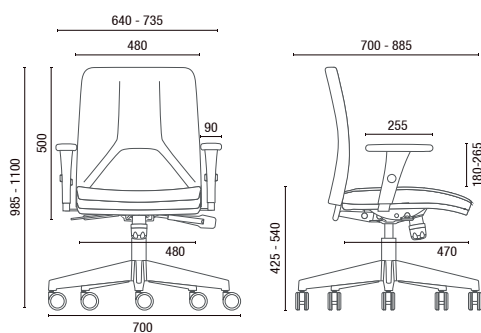
# TECNICAL DRAWINGS



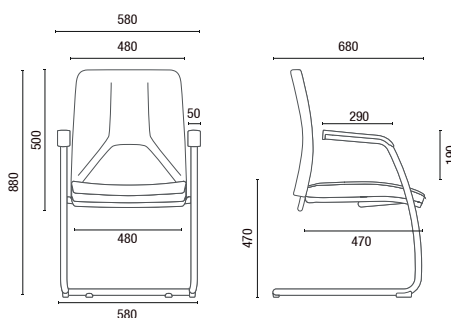
19001 L **Swivel Highback**



19001 **Swivel Midback**



19002 **Swivel Lowback**



19006 SI **Visitor**

NOTE: Extreme measurements obtained without using a load gauge.



Cavaletti S/A Professional Seating  
Street Dr. Hiram Sampaio, 550  
Erechim/RS Brasil 99.706-461  
Fone/Fax: (54) 3520.4100  
comex@cavaletti.com.br  
www.cavaletti.com.br



**Cavaletti**®

PROFESSIONAL SEATING



**Cavaletti** Essence





## Cavaletti Essence


In a directive space, it is essential to bring together in a single product, refined finishes, generous dimensions and ergonomic adjustments to ensure ample comfort in all the decisions of the day.




CHARACTERISTICS



**BACKREST**  
Backrest with 750mm on the Highback model.



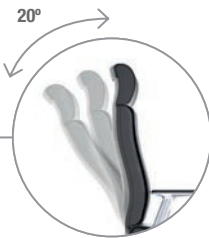
**COATINGS**  
Available in CEC - Stilo or 100% Natural Leather.



**COMFORT**  
Seat with two foam densities, distributed according to support area.



**BASES**  
Base options in Aluminum or Nylon, with 65mm castors in Nylon or PU.



**MECHANISM**  
3-stage Synchron mechanism with tension regulation by front handle.



**ARMREST**  
Exclusive armrest, fixed in Aluminum or 4D in PU Soft Touch (adjustment in height, depth, lateral spacing and support rotation).



**SEAT**  
Seat with Depth Adjustment and Gas Height Adjustment.



**STRUCTURE**  
Fixed base with front casters for better movement. Chrome or Black Universal Finish.

CONFIGURATIONS



20.501  
**Swivel Highback**  
Synchron RP  
Fixed Aluminum Armrest  
Aluminum Base



20.502  
**Swivel Midback**  
Synchron RP  
Fixed Aluminum Armrest  
Aluminum Base



20.506 S  
**Visitor**  
Structures with front castors  
Fixed Aluminum Armrest



**Mobility**  
Front castors



20.501  
**Swivel Highback**  
Synchron RP  
4D Armrest  
Nylon Base




20.502  
**Swivel Midback**  
Synchron RP  
4D Armrest  
Nylon Base




20.506 S  
**Visitor Chair**  
Structure with front castors  
4D Armrest

COATINGS

Natural Leather



Black White



Brown Caramel

CEC - Stilo



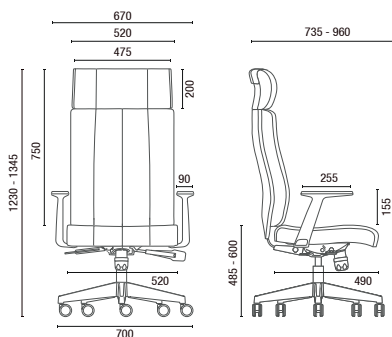
Black Gray White Beige Fendi



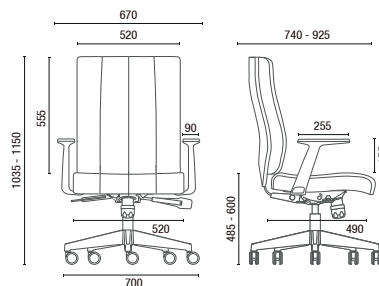
Red Wine Brown Green Blue



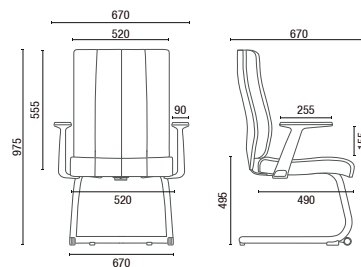
# TECHNICAL DRAWINGS



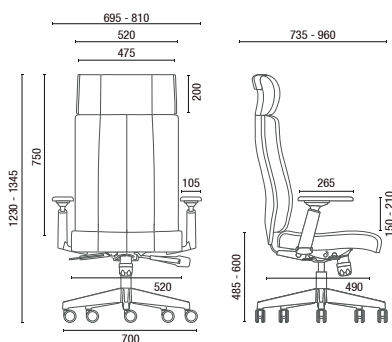
20.501 **Swivel Highback**  
Fixed Aluminum Armrest



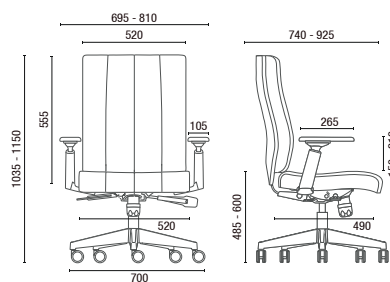
20.502 **Swivel Midback**  
Fixed Aluminum Armrest



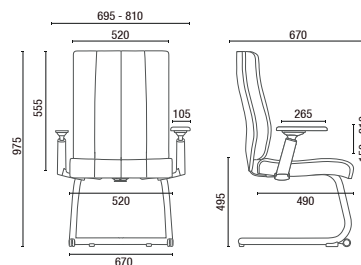
20.506 S **Visitor Chair**  
Fixed Aluminum Armrest



20.501 **Swivel Highback**  
4D Armrest



20.502 **Swivel Midback**  
4D Armrest



20.506 S **Visitor Chair**  
4D Armrest

NOTE: Extreme measurements obtained without using a load gauge.

**Cavaletti**

PROFESSIONAL SEATING



**Cavaletti Prime**  
**Cavaletti Master**




CHARACTERISTICS



COATING  
Models with black Natural  
Leather coating.



MECHANISM  
5-stage eccentric synchron  
mechanism with adjustment of  
tension by front maniple.



ARMREST  
Aluminum Articulated Arms  
with PU support.



BASES  
Aluminum base with exclusive design.  
60mm PU castors.



PRIME 20200



SEAT  
In multidensity foam, with  
Gas Height Adjustment;



STRUCTURE  
Fixed structure in Balance  
option (S) with Chrome  
finish.



PRIME 20100  
MASTER 20000



COATINGS  
Coatings in CEC-Stilo, Vinyl and  
Black Natural Leather. Sewing  
options depending on the model  
(20000 or 20100).



MECHANISM  
Relax mechanism with locking  
system in working position or free  
floating, with tension regulation by  
front maniple.



ARMREST  
Fixed Arm Chrome with PP finish.



BASES  
Stamped, Aluminum and Elliptical  
Bases Options (finish chrome  
plated), with 50mm castors in  
Nylon or PU.



# Cavaletti Prime

To be Prime is to be entitled to the best. For this reason, the seats for directive areas of the Prime line are carefully produced to the details, using noble materials and exquisite construction.

## CONFIGURATIONS

### PRIME 20200



20201  
**Swivel Chair**  
Eccentric Synchron  
Articulable Arms  
Aluminum Base



20202  
**Swivel Chair**  
Eccentric Synchron  
Articulable Arms  
Aluminum Base



20206 S  
**Visitor Chair**  
S Structure  
Articulable Arms

### PRIME 20100



20101  
**Swivel Chair**  
Relax  
Fixed Arms  
Stamped Base



20102  
**Swivel Chair**  
Relax  
Fixed Arms  
Stamped Base



20103  
**Extra Swivel Chair**  
Relax  
Fixed Arms  
Stamped Base



20106 S  
**Visitor Chair**  
S Structure  
Fixed Arms

### MASTER 20000



20001  
**Swivel Chair**  
Relax  
Aluminum Base



20002  
**Swivel Chair**  
Relax  
Estamped Base

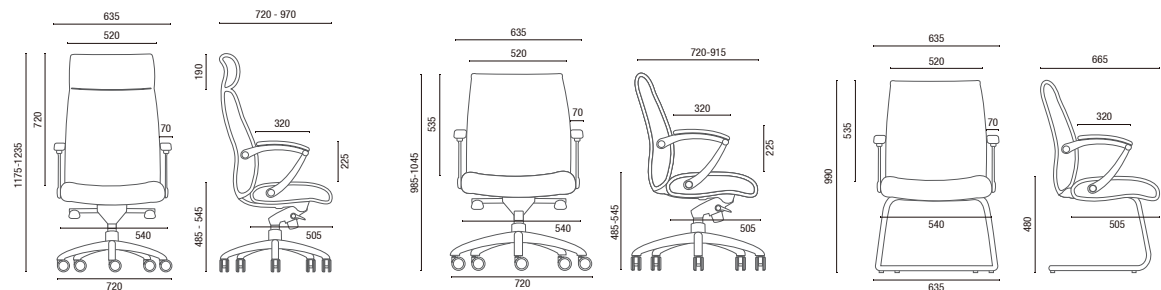


20006 S  
**Visitor Chair**  
Balance Structure (S)



# TECHNICAL DRAWINGS

## PRIME 20200

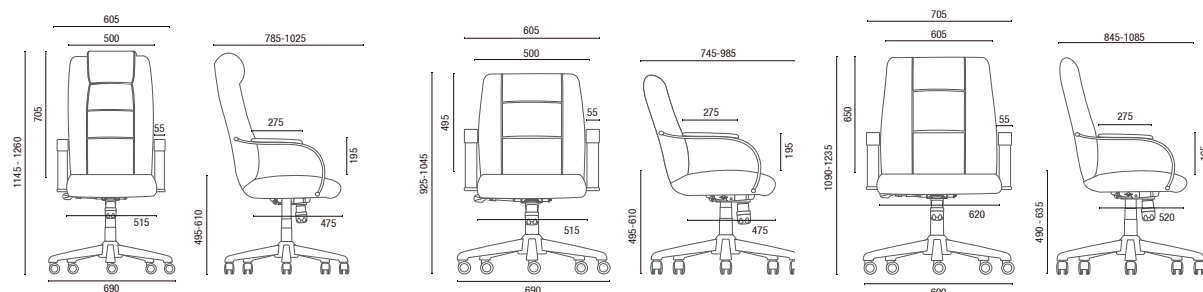


20201  
Swivel Chair

20202  
Swivel Chair

20206  
Visitor Chair

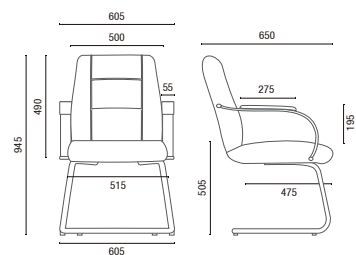
## PRIME 20100



20101  
Swivel Chair

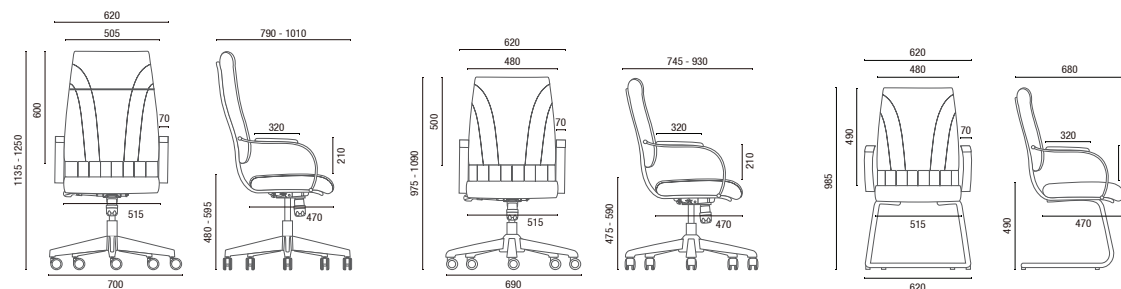
20102  
Swivel Chair

20103  
Extra Swivel Chair



20106 S  
Visitor Chair

## MASTER 20000



20001  
Swivel Chair

20002  
Swivel Chair

20006 S  
Visitor Chair

NOTE: Extreme measurements obtained without using a load gauge.



Cavaletti S/A Professional Seating  
Street Dr. Hiram Sampaio, 550  
Erechim/RS Brasil 99.706-461  
Fone/Fax: (54) 3520.4100  
comex@cavaletti.com.br  
www.cavaletti.com.br





**Cavaletti**

PROFESSIONAL SEATING

**Cavaletti Match**





## Cavaletti Match

Insofar as environments adapt to the flexibility of work styles, the Match line provides freedom of use, incorporating a wide variety of combinations – from traditional to contemporary.



# Stripped, versatile and plural.

With metallic or wooden bases, 14 plastic colors, 11 paint colors and more than 90 coating options available, the Match line allows you to compose the product in your own way.



# An invitation to simplicity and comfort.

The ergonomic design of the Match line shell offers 4 configuration options: you can either opt for the fully injected shell in a single piece or complement it with the exclusive over-seat for a more distinctive design.

\*Over-seat available only in Graphite color (45).



- 1. Plastic Shell
- 2. Plastic Shell + Plastic Over-seat
- 3. Plastic Shell + Upholstered Over-seat
- 4. Upholstered Shell + Upholstered Over-seat

# Designed to match.

To meet the different needs, whether in private, waiting or shared environments, the Match line offers practicality and multiple levels of comfort to focus or interact.



The fully coated version with a colored base offers the ideal combination of comfort and design.































The C-structure version facilitates the maintenance of collective spaces such as classrooms and cafeterias.































There are three options for wooden structures, characterizing timeless and elegant pieces.



CONFIGURATIONS

	1. Plastic Shell	2. Plastic Shell + Plastic Over-seat	3. Plastic Shell + Upholstered Over-seat	4. Upholstered Shell + Upholstered Over-seat
Fixed Chair, 4 Legs	 46.006	 46.056	 46.066	 46.076
Fixed Chair, 4 Legs, With Arms	 46.906	 46.956	 46.966	 46.976
Fixed Chair, Arch	 46.007	 46.057	 46.067	 46.077
Fixed Chair, Arch, With Arms	 46.907	 46.957	 46.967	 46.977
Fixed Chair, C	 46.005	 46.055	 46.065	 46.075
Fixed Chair, 4 Legs, With Arms, Varnished Wood	 46.406	 46.456	 46.466	 46.476
Fixed Chair, Pyramid Base, Varnished Wood	 46.206	 46.256	 46.266	 46.276

	1. Plastic Shell	2. Plastic Shell + Plastic Over-seat	3. Plastic Shell + Upholstered Over-seat	4. Upholstered Shell + Upholstered Over-seat
Fixed Chair, 4 Legs, Varnished wood	 46.306	 46.356	 46.366	 46.376
Swivel Chair	 46.003	 46.053	 46.063	 46.073
Swivel Chair, With Arms	 46.903	 46.953	 46.963	 46.973
Lounge Chair, Disc Base	 46.022	 46.052	 46.062	 46.072
Lounge Chair, 4 Legs	 46.020	 46.050	 46.060	 46.070
Swivel Chair, with 360° Clipboard and Book Holder.	 46.103	 46.153	 46.163	 46.173
Legs Chair, With Casters, Clipboard and Book Holder	 46.106	 46.156	 46.166	 46.176




## COATINGS



Polyester  
27 colors

Politex  
06 colors

Liv  
14 colors



Haven  
15 colors

Grid  
14 colors

CEC  
10 colors

Vinyl  
11 colors

## FINISHES

### Plastic Colors



Black  
(06)

Graphite  
(45)

Gray  
(41)

White Off  
(44)

Red  
(43)

Tile  
(78)

Yellow  
(16)

Brown  
(46)

Olive  
(76)

Moss Green  
(104)

Deep Blue  
(103)


Night Blue  
(32)

Hibiscus Rose  
(102)

Nude Rosé  
(105)

\*Over-seat and armrests available only in Graphite (45).

### Base Colors



**A**  
Black (101)  
Universal

**B**  
Graphite (80)  
Ultra Matte

**C**  
Silver (13)  
Semi Matte

**D**  
White (79)  
Ultra Matte

**E**  
Red (85)  
Ultra Matte

**F**  
Tile (84)  
Ultra Matte

**G**  
Yellow (86)  
Ultra Matte

**H**  
Sand (83)  
Ultra Matte

**I**  
Olive (82)  
Ultra Matte

**J**  
Blue (81)  
Ultra Matte

**K**  
Soft Pink (100)  
Ultra Matte

**L**  
Varnished  
Wood

### Melamines - Clipboards and Book Holders



Black (05)

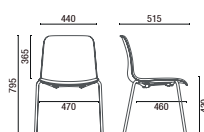
White (01)

Swiss Helmet (24)

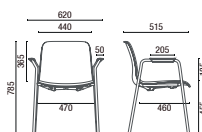
Hanover Oak (27)

Munich Oak (28)

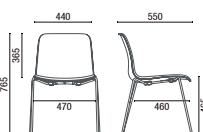
## TECHNICAL DRAWINGS



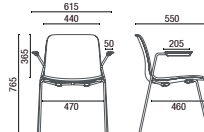
46.006 Fixed, 4 Legs



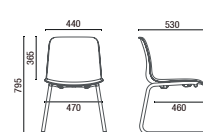
46.906 Fixed, 4 Legs, With Arms



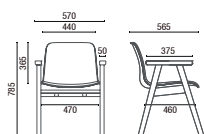
46.007 Fixed, Arch



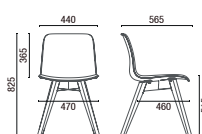
46.907 Fixed, Arch, With Arms



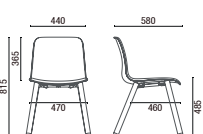
46.005 Fixed, C



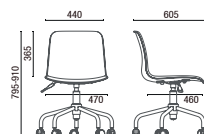
46.406 Fixed, 4 Legs, With Arms, Varnished Wood



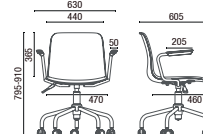
46.206 Fixed, Pyramid Base, Varnished Wood



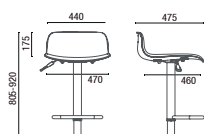
46.306 Fixed, 4 Legs, Varnished Wood



46.003 Swivel



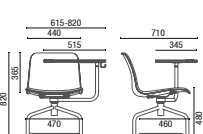
46.903 Swivel, With Arms



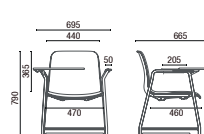
46.022 Lounge Chair, Disc Base



46.020 Lounge Chair, 4 Legs



46.103 Swivel, with 360° Clipboard and Book Holder



46.106 4 Legs, With Casters, Clipboard and Book Holder

NOTE: Extreme measurements obtained without using a load gauge. To specify colors and finishes, always use original Cavaletti physical samples.



Cavaletti S/A Professional Seating  
Street Dr. Hiram Sampaio, 550  
Erechim/RS Brasil 99.706-461  
Fone/Fax: (54) 3520.4100  
comex@cavaletti.com.br  
www.cavaletti.com.br





**Cavaletti**

PROFESSIONAL SEATING

**Cavaletti Joy**



## Cavaletti Joy

Light. Simple. Uncomplicated.

Cavaletti Joy offers the simplicity of a design without excesses, combined with the practicality of a color palette exclusive. Compact and functional, it's a smart way to make all kinds of more attractive and laid-back collective environment.

Cavaletti



CHARACTERISTICS

There are times when everything  
what we need is to uncomplicate it.



COMPOSITIONS



41.008  
**Off White**  
Off White Plastics 44  
Base White Ultra Matte  
Chrome Base Option



41.008  
**Gray**  
Gray Plastics 41  
Silver Base  
Chrome Base Option



41.008  
**Graphite**  
Graphite Plastics 45  
Ultra Matte Graphite Base  
Chrome Base Option



41.008  
**Black**  
Black Plastics 06  
Universal Black Base  
Chrome Base Option



41.008  
**Blue**  
Night Blue Plastics 32  
Ultra Matte Blue Base  
Chrome Base Option



41.008  
**Olive**  
Olive Plastic 76  
Ultra Matte Olive Base  
Chrome Base Option



41.008  
**Sand**  
Sand Plastics 77  
Ultra Matte Sand Base  
Chrome Base Option



41.008  
**Tile**  
Tile Plastics 78  
Ultra Matte Tile Base  
Chrome Base Option



41.008  
**Yellow**  
Yellow Plastics 16  
Ultra Matte Yellow Base  
Chrome Base Option



41.008  
**Red**  
Red Apple Plastics 43  
Ultra Matte Red Base  
Chrome Base Option



**Trolley**  
Maximum stacking: 10 units



**HANDLE**  
Smart design, allows  
practicality in handling.



**CLICKS**  
No screws.  
The mounting system is  
all by click.

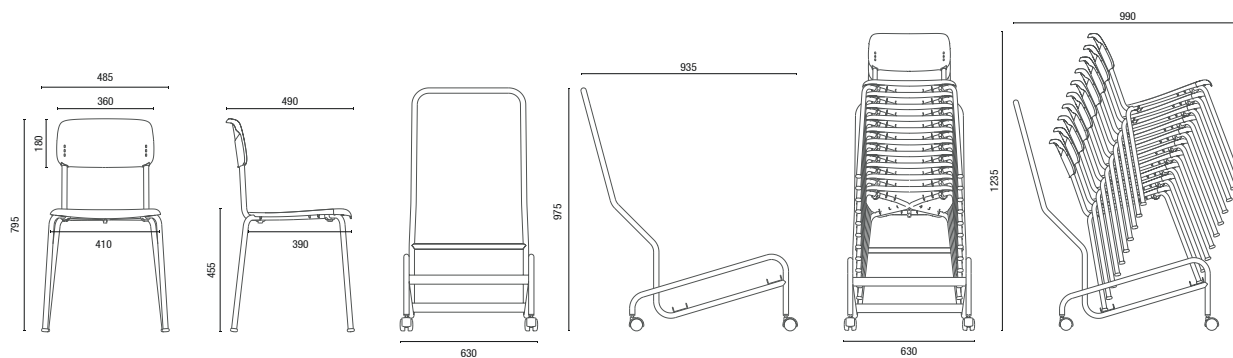


**PROTECTION**  
Support for stacking with  
TPE stickers.



**STACKING**  
Stackable up to 10 units.

# TECHNICAL DRAWINGS



41.008 Visitor Chair

Joy Trolley

Joy Trolley  
Maximum stacking: 10 units

NOTE: Extreme measurements obtained without using a load gauge.

## STRUCTURES

	Universal Black (101)	Semi Matte Silver (13)	Chrome (05)	Ultra Matte Graphite (80)	Ultra Matte Red (85)	Ultra Matte Tile (84)	Ultra Matte Yellow (86)	Ultra Matte Sand (83)	Ultra Matte Olive (82)	Ultra Matte Blue (81)	Ultra Matte White (79)	Ultra Matte Soft Pink (100)
Black 06	●	●	●									
Graphite 45	●	●	●	●								
Red Apple 43	●	●	●		●							
Tile 78	●	●	●			●						
Yellow 16	●	●	●				●					
Sand 77	●	●	●					●				●
Olive 76	●	●	●						●			
Night Blue 32	●	●	●							●		
Gray 41	●	●	●									
Off White 44	●	●	●								●	

PLASTICS



Cavaletti S/A Professional Seating  
Street Dr. Hiram Sampaio, 550  
Erechim/RS Brasil 99.706-461  
Fone/Fax: (54) 3520.4100  
comex@cavaletti.com.br  
www.cavaletti.com.br







**Cavaletti**

PROFESSIONAL SEATING



Cavaletti Go



# Cavaletti Go

The Go line was created to offer flexibility – both aesthetic and functional – for contemporary environments. Thus, the original concept unfolds in multiple configurations to meet the needs of each use – Can be in a meeting room, a cafe, a waiting space or even a home office.

The result is a pure design, with precise and iconic lines, which can be complemented with accessories for progressive levels of comfort according to the time of use. The complements allow you to modify the product's aesthetics and adapt it to the identity of each space.





# CHARACTERISTICS

## VERSATILE ARMS

Integrated into the product design, allowing for stacking.



## STACKING PROTECTION

Injected counter seat for protection during stacking.



## SMART UPHOLSTERY

Allows the addition of upholstery independently on the seat and backrest, increasing the comfort level progressively. Available in two thickness options: 7mm or 25mm.



## STACKING CAPACITY

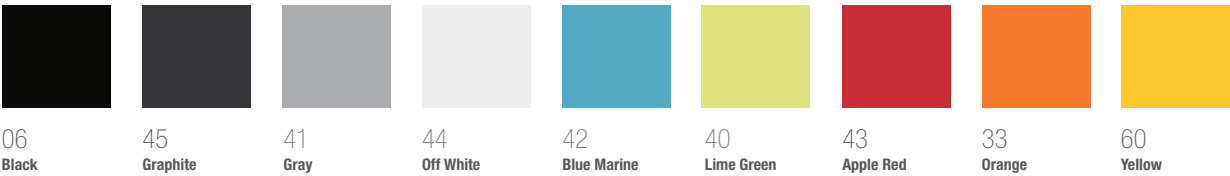
Stacking up to 15 chairs (on trolley for transport).  
Stacking up to 6 chairs (outside the trolley).



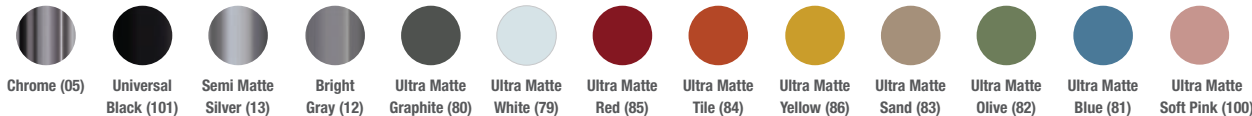
\*Trolley for optional transport.

# COLORS AND FINISHES

## SEWINGS



## STRUCTURES



# CONFIGURATIONS

## GO BASIC

Optional Armrests

## GO SOFT

Optional Armrests  
Upholstered Seat

## GO COMPLETE

Optional Armrests  
Upholstered Seat and Backrest

34003  
Swivel



34006  
Visitor



34020  
High Stool



## SPECIAL MODELS

Special models available in Basic, Soft and Complete versions.



34006 P  
Visitor  
4 Feet Structure  
Optional Armrests



34006 P ROD  
Visitor  
4 Feet Structure with Castors  
Optional Armrests

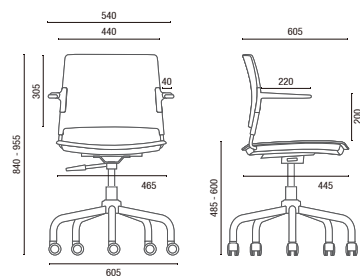


34006  
Clipboard  
Fixed (U), Removable (UR) Options  
and Retractable (UE)

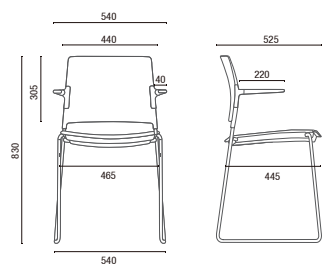


34010  
Bench  
Optional Armrests  
Back glides with adjustment  
Available in 2, 3, 4 or 5 Seats.

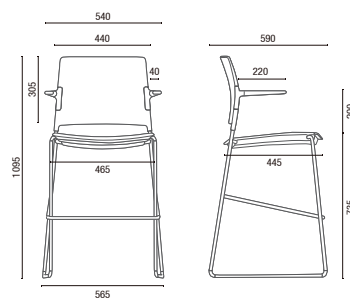
# TECHNICAL DRAWINGS



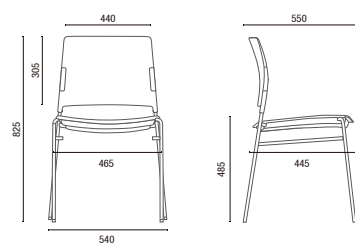
34003 Swivel



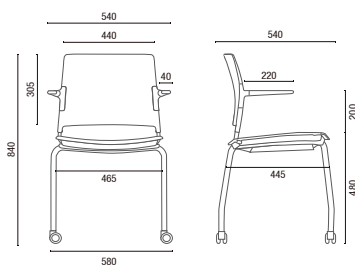
34006 Visitor



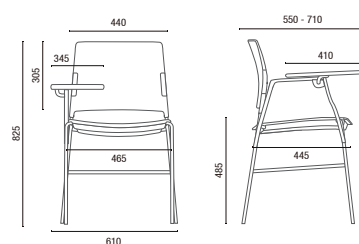
34020 High Stool



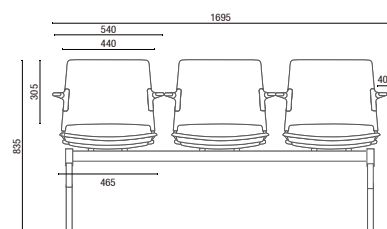
34006 P Visitor



34006 P ROD Visitor with Castors

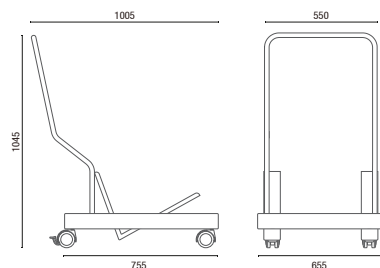
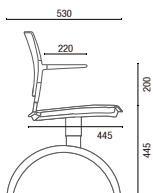


34006 U Clipboard



34010 Bench

Width with Armrest:  
2 Seats - 1110mm  
3 Seats - 1695mm  
4 Seats - 2270mm  
5 Seats - 2860mm



Trolley

Maximum stacking: 15 units

NOTE: Extreme measurements obtained without using a load gauge.



Cavaletti S/A Professional Seating  
Street Dr. Hiram Sampaio, 550  
Erechim/RS Brasil 99.706-461  
Fone/Fax: (54) 3520.4100  
comex@cavaletti.com.br  
www.cavaletti.com.br





**Cavaletti**

PROFESSIONAL SEATING



**Cavaletti** Stay

# Cavaletti Stay

People's relationship with time has changed...

Connectivity has transformed the way we live, work, relax.

Today, every place can be a productive environment: a waiting room, a cafe, a library.

And this change calls for chairs suitable for this new behavior.

Stay The line offers optimal comfort for all the moments.



PRODUTIVIDADE Stay  
“in between” conectividade  
NO PROBLEMS & LEITURA  
cadeiras praticidade  
NOVAS IDEIAS  
LIGHT Cavaletti  
NEW CORES TEMPO interação  
ambientes criativos





ATIVIDADE Stay  
 "een" conectividade  
 PROBLEMS  
 LEITURA  
 IDEIAS  
 Cavaletti  
 ES  
 TEMPO  
 interação  
 DIVERSÃO  
 Conforto &  
 entes criativos



## CONFIGURATIONS



33106 P  
**Stackable Visitor**  
 4 Feet Structure  
 Integrated Arms  
 Maximum stacking: 04 units



33107 A  
**Visitor**  
 Arch Structure  
 Integrated Arms



33108  
**Swivel**  
 Integrated Arms



33104  
**Swivel**  
 Integrated Arms



33206  
**Visitor**  
 Varnished Wooden Feet



33120  
**High Stool**  
 4 feet Structure  
 Integrated Arms



33110  
**Bench**  
 Integrated Arms

## STRUCTURES



Chrome (05)



Universal  
 Black (101)



Semi Matte  
 Silver (13)



Bright  
 Gray (12)



Ultra Matte  
 Graphite (80)



Ultra Matte  
 White (79)



Ultra Matte  
 Red (85)



Ultra Matte  
 Tile (84)



Ultra Matte  
 Yellow (86)



Ultra Matte  
 Sand (83)



Ultra Matte  
 Olive (82)



Ultra Matte  
 Blue (81)



Ultra Matte  
 Soft Pink (100)

## COLORS



CÓD. 02  
**White**



CÓD. 41  
**Gray**



CÓD. 46  
**Brown coffee**



CÓD. 06  
**Black**



CÓD. 42  
**Blue Marine**



CÓD. 40  
**Lime Green**

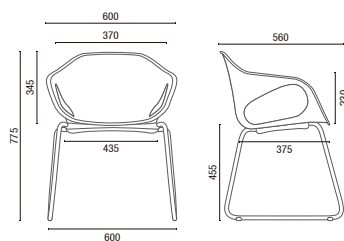


CÓD. 38  
**Cherry Red**

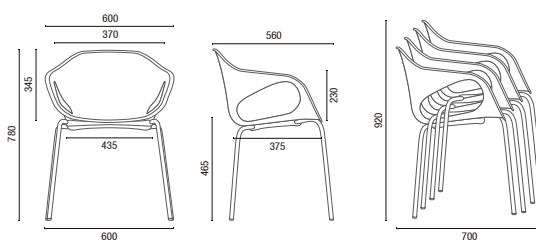


CÓD. 33  
**Orange**

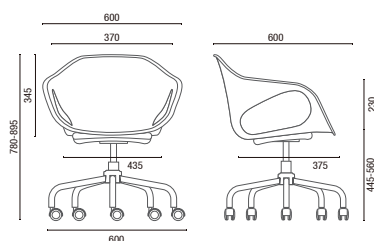
# TECHNICAL DRAWINGS



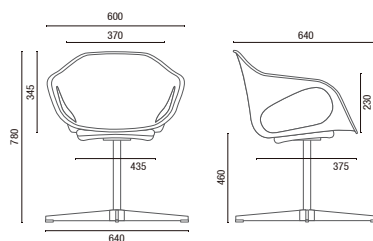
33107 A **Visitor**



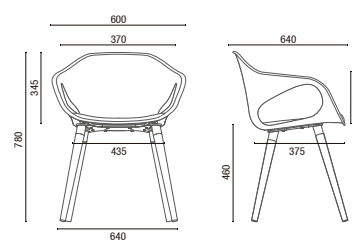
33106 P **Visitor stackable**  
Maximum stacking: 04 units



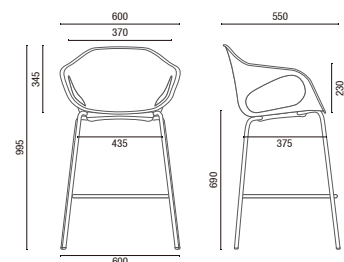
33104 **Swivel**



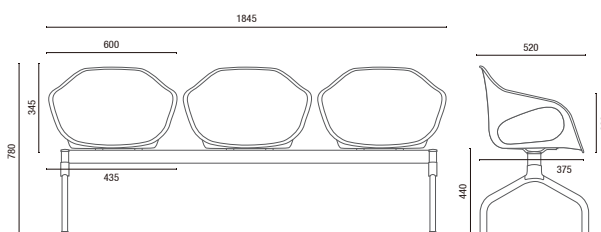
33108 **Swivel**



33206 **Visitor**



33120 **High stool**



33110 **Bench**  
Width:  
2 Seats – 1230mm  
3 Seats – 1845mm  
4 Seats – 2470mm  
5 Seats – 3090mm

NOTE: Extreme measurements obtained without using a load gauge.



Cavaletti S/A Professional Seating  
Street Dr. Hiram Sampaio, 550  
Erechim/RS Brasil 99.706-461  
Fone/Fax: (54) 3520.4100  
comex@cavaletti.com.br  
www.cavaletti.com.br





**Cavaletti**

PROFESSIONAL SEATING



**Cavaletti** Viva

# Cavaletti Viva

Inspired by nature, the Viva line brings exclusive tones to be combined with different configurations, adapting to any environment. In addition to the variety of colors, the products feature a Cavaletti design, which is exclusive and more ergonomic.

Enjoy, imagine, create. Viva!



## VERSIONS

### VIVA

The models of the Viva line have a handgrip, which facilitates handling and transport. Available in fifteen different shades.

### VIVA SPM

The Viva SPM version brings the Viva chair without the handgrip in four color options: Blue, Red, White and Black. Available for all configurations.


Learning environments designed to inspire. The Viva chair with 360° clipboard allows easy access and mobility, as it can be used on the left or right side, in a longitudinal, horizontal or inclined position. Ideal for layout readjustments, to promote interaction between participants in learning activities in an active way and in groups, with a unique color palette to personify collective environments.





COLORS

VIVA




VIVA SPM



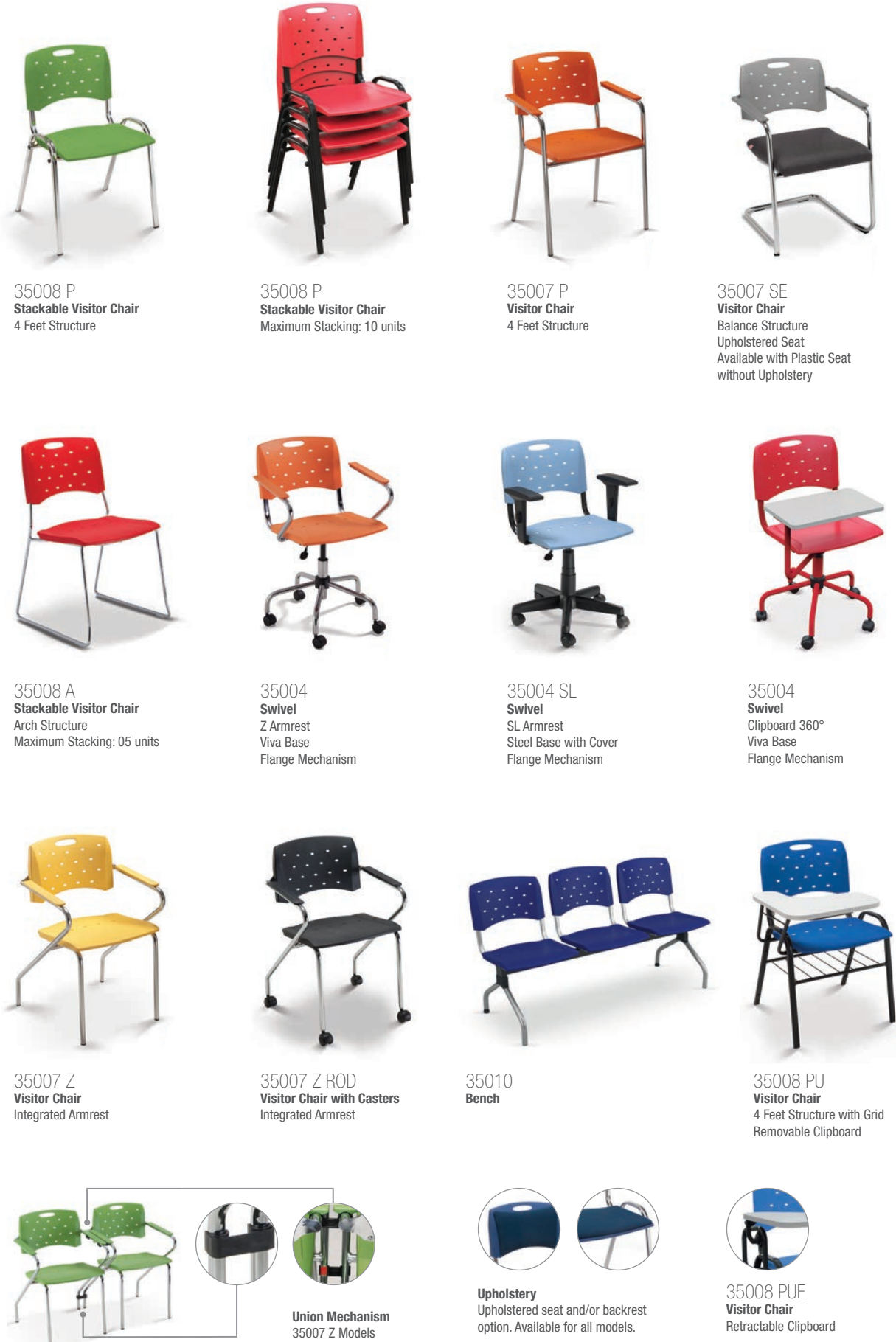
Available in custom color for orders starting from 500 units.

STRUCTURES

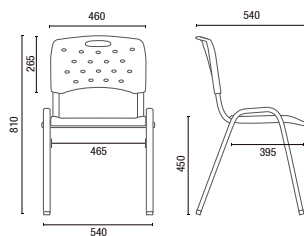


Finishes, tips and the center of the bench will always be black.

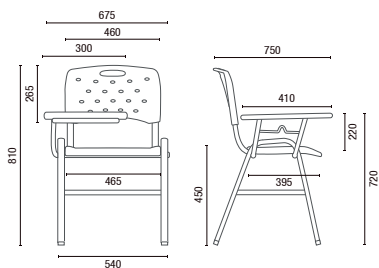
CONFIGURATIONS



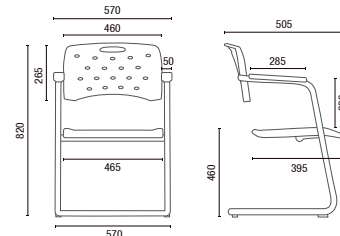
# TECHNICAL DRAWINGS



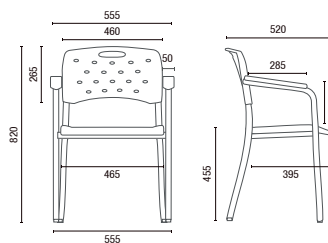
35008 P **Stackable Visitor Chair**



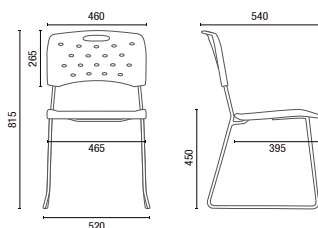
35008 PU **Visitor Chair**



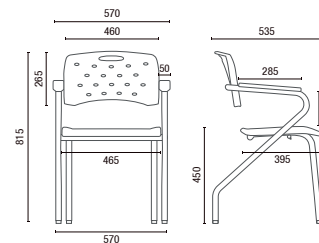
35007 S **Visitor Chair**



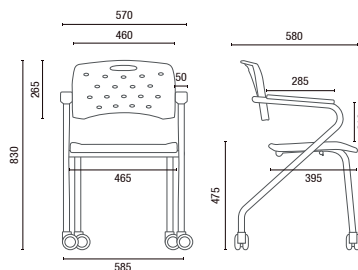
35007 P **Visitor Chair**



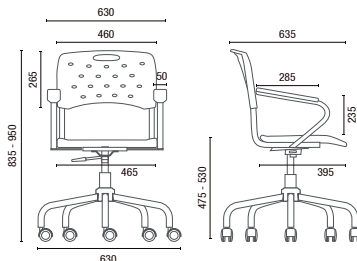
35008 A **Stackable Visitor Chair**



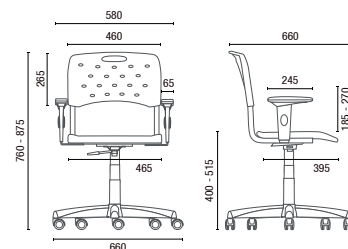
35007 Z **Visitor Chair**



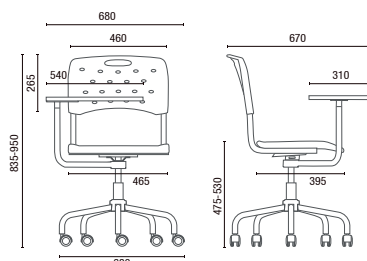
35007 Z ROD **Visitor Chair with Casters**



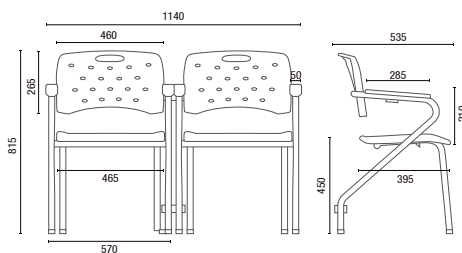
35004 **Swivel with Viva Base**



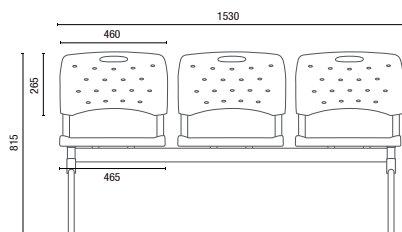
35004 **Swivel with Steel with Cover Base**



35004 **Swivel with Clipboard 360°**



35007 Z **Visitor Chair with Union Mechanism**



35010 **Bench**

Widths without Armrest:

2 Seats - 1025mm 3 Seats - 1530mm 4 Seats - 2050mm 5 Seats - 2575mm

NOTE: Extreme measurements obtained without using a load gauge.



Cavaletti S/A Professional Seating  
Street Dr. Hiram Sampaio, 550  
Erechim/RS Brasil 99.706-461  
Fone/Fax: (54) 3520.4100  
comex@cavaletti.com.br  
www.cavaletti.com.br



\*Certified Products with Ecological Label (Quality - ABNT - Environmental) or ABNT NBR 13962 Standard, under consultation with the Commercial Department - Public Sector.



**Cavaletti**

PROFESSIONAL SEATING



**Cavaletti Solo**





# Cavaletti Solo

In individual moments of connection, contemplation and decompression, Cavaletti Solo contemporary design invites you for a comfort experience between the activities of the day.

NOTE: Products in this image in Liv Arenito 500 and Basalt 513. Cover products in Natural Leather Caramel 259.



# CHARACTERISTICS

## The reinvention of the break

With a high back and welcoming shapes, Cavaletti Solo encourages a change in posture and makes breaks much more inspiring, especially when combined with Ottoman.



NOTE: Products in this image in Haven Sand 560 and Natural Leather Caramel 259.

## One product, several moods

Available in swivel or fixed versions, Cavaletti Solo bases feature 12 color options, which combined with more than 80 coatings, adapt to different styles of environment.




NOTE: Products in this image in Grid Beige Ivory 360, Haven Field 556 and Savannah 557.

# CONFIGURATIONS



NOTE: In these images, Solo and Ottoman in Politex Gray Metal 402 and Side Tables with top in MDF Swiss Elm.


## DETAILS



## COATINGS

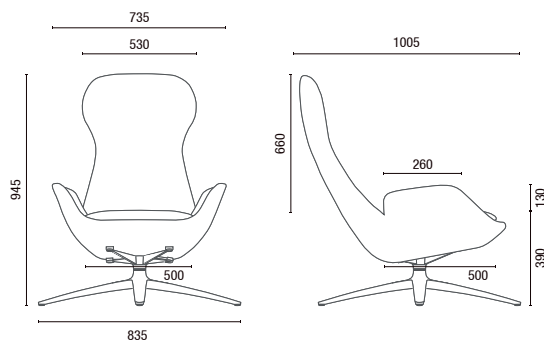


## STRUCTURES

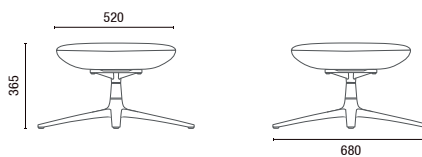


NOTE: Colors available for both types of Bases, except for Polished Aluminum, available only for Swivel Base.

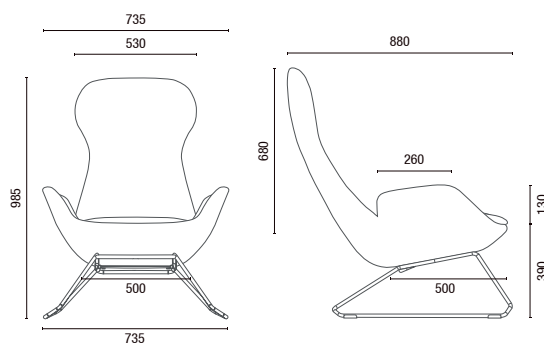
# TECHNICAL DRAWINGS



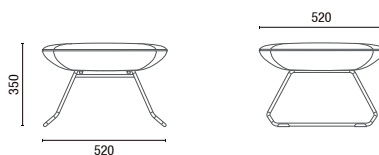
36.101 Swivel Armchair - Polished Aluminum Base



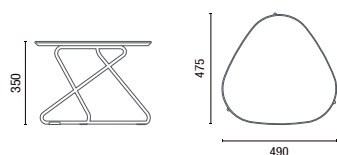
36.102 Swivel Ottoman - Polished Aluminum Base



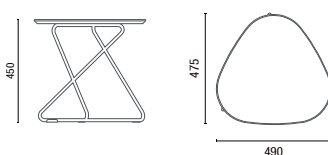
36.111 Fixed Armchair - Steel Frame Base



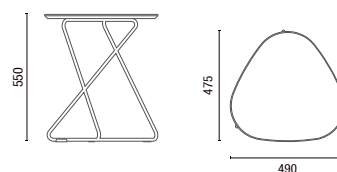
36.112 Fixed Ottoman - Steel Frame Base



36.113 Side Table - Steel Frame Base



36.114 Side Table - Steel Frame Base



36.115 Side Table - Steel Frame Base

NOTE: Extreme measurements obtained without using a load gauge. To specify colors and finishes, always use original physical samples from Cavaletti.



Cavaletti S/A Professional Seating  
Street Dr. Hiram Sampaio, 550  
Erechim/RS Brasil 99.706-461  
Fone/Fax: (54) 3520.4100  
comex@cavaletti.com.br  
www.cavaletti.com.br





**Cavaletti**

PROFESSIONAL SEATING



**Cavaletti Bee**



# Cavaletti Bee

Featuring an elegant design, comfortable shapes and careful proportions, this product was designed to adapt to any environment or situation, whether for a relaxed coffee or a serious meeting. Cavaletti Bee brings softness, harmony and lightness.



Through compact specifications, the Cavaletti Bee brings life and harmony to interiors with four structure options and a wide variety of finishes.

NOTE: Products in this image in (Grid Camélia 351 | Varnished Wood); (Grid Forest Green 357 | Oliva 82); (Grid Titanium Gray 355).



NOTE: Product in this image in (Liv Petroleum 505 | Blue 81).



# CHARACTERISTICS

## Simplicity and Design

Bee is an inviting, padded armchair with a soft, organic design that offers simplicity and warmth.



NOTE: Product in this image in (Liv Petroleum 505 | Varnished Wood).

## Customizable

In addition to configuring the coatings, on the Cavaletti Bee you can choose from four different structures. The colors of the metal bases can be chosen, according to the table in this catalogue.



NOTE: Products in this image in (Grid Rose Camellia 351 | Soft Pink 100); (Grid Rose Mauve 358); (Liv Petroleum 505 | Varnished Wood); (Grid Titanium Gray 355 | Graphite 80); (Grid Forest Green 357 | Varnished Wood).

# CONFIGURATIONS

With Bee you have the freedom to choose between a fixed or swivel base.



36.704  
Armchair  
Relax Nylon 65

36.706  
Armchair  
Fixed Wood Legs

36.707  
Armchair  
Fixed Metal Legs

36.708  
Armchair  
Elliptical Swivel


NOTE: Products in this image in (Grid Forest Green 357); (Grid Forest Green 357 | Varnished Wood); (Grid Forest Green 357 | Olive 82); (Forest Green Grid 357 | Olive 82).

## COATINGS



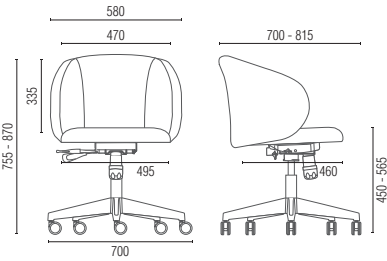
## FINISHES

Base Colors

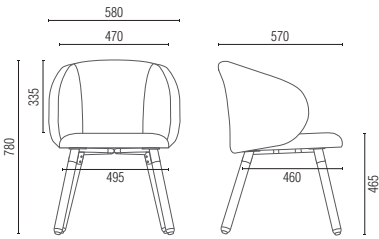


\*NOTE: Finishing in varnished wood with the possibility of different shades, natural characteristics of this type of raw material.

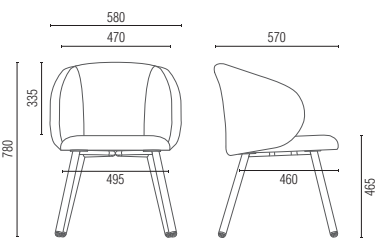
# TECHNICAL DRAWINGS



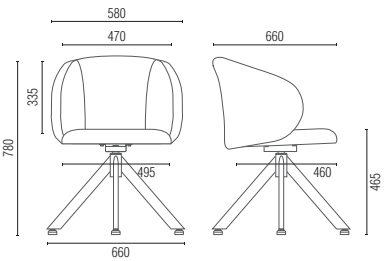
36.704 **Relax**



36.706 **Fixed Wood Legs**



36.707 **Fixed Metal Legs**



36.708 **Elliptical Swivel**

NOTE: Extreme measurements obtained without using a load gauge. To specify colors and finishes, always use original Cavaletti physical samples.

NOTE: Product on the cover of this catalog in (Grid Camellia 351 | Varnished Wood).



**Cavaletti**

PROFESSIONAL SEATING



**Cavaletti Duo**



# Cavaletti Duo

Cavaletti Duo is like that: a perfect item to compose the most diverse spaces, with the possibility of configuring finishes that make all the difference. For those who use it, a versatile chair, with simple lines and at the same time striking. For those who think about designing any space a multitude of combinations.





# CHARACTERISTICS

## Minimalist except for options.

There are different options for fixed or swivel bases, capable of adapting perfectly to the use and style you imagine. You can configure the shell in single color or bicolor, or with wood and coating of your choice.



NOTE: Products in this image in CEC - Stilo Fendi 194; Caramel Leather 259; Haven Terracotta 552; Haven Field 556 and Haven Concrete 562; Liv Jade 511.


## Customizable

At Cavaletti Duo, in addition to configuring the coverings and shell, on the disc-type bases and 4 rods it is still possible to customize the colors of the structure, according to the table in this catalog.



NOTE: Products in this image in Haven Sky 559 and Blue structure; Liv Jade 511 and Universal Black structure; Haven Orange 553 and Tile structure; Liv Limestone 515 and Ultra Matte White structure.

# CONFIGURATIONS



36.071  
**Meeting Armchair**  
Swivel  
Twin base with Casters  
Fixed height option  
Relax Option

36.072  
**Meeting Armchair**  
Swivel  
Twin Base with Shoes  
Fixed height option  
Relax Option

36.172  
**Visitor Armchair**  
Swivel  
4 Rod Base

36.074  
**Visitor Armchair**  
Swivel  
Pyramidal Base

36.174  
**Visitor Armchair**  
Base Foot Stick

36.272  
**Visitor Armchair**  
Swivel  
Disc Base

36.075 3L  
**Bench for 3 Seats**

36.075 2L  
**Bench for 2 Seats**

36.075  
**Bench**

Bicolor Shell  
Application of 02 colors  
of the same coating


Wooden Shell  
Shell application of  
wood and coating

NOTE: Products in these images in Politex Gray Metal 402 and on the Cover of this catalog in Politex Cappuccino 403 and Sand structure; Haven Sand 560; Haven Terracotta 552, Caramel Leather 259; Liv Limestone 515.

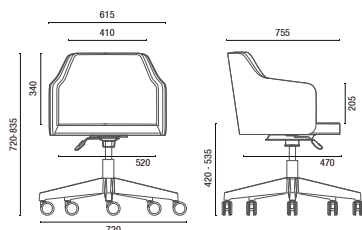
## COATINGS



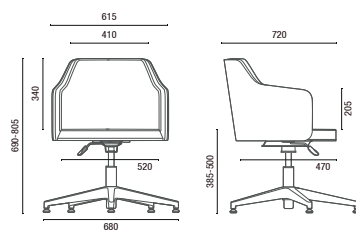
## STRUCTURES



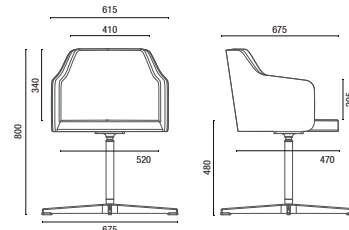
# TECHNICAL DRAWINGS



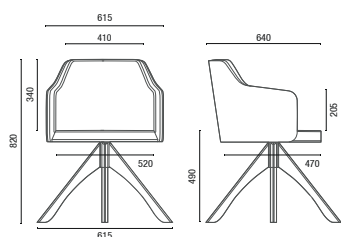
**36.071 Meeting Armchair**  
Swivel  
Twin base with Casters  
Relax Option



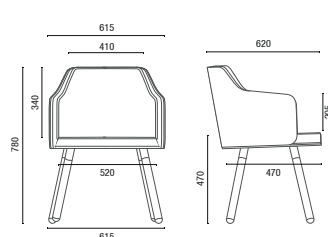
**36.072 Meeting Armchair**  
Swivel  
Twin Base with Glides  
Relax Option



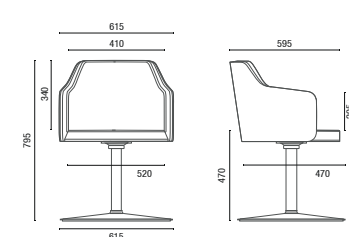
**36.172 Visitor Armchair**  
Swivel  
4 Rod Base



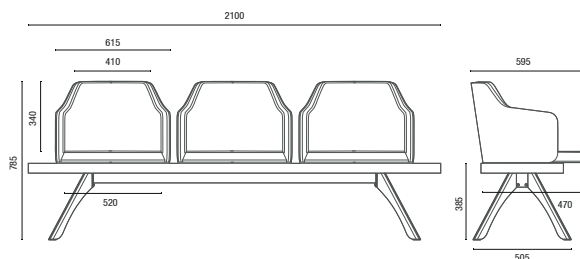
**36.074 Visitor Armchair**  
Swivel  
Pyramidal Base



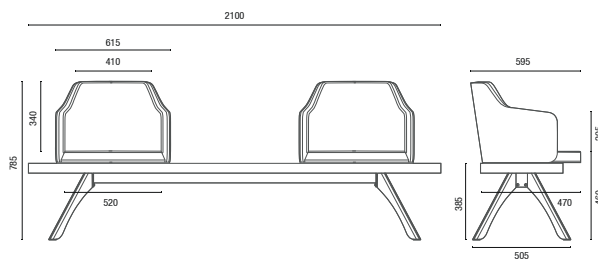
**36.174 Visitor Armchair**  
Base Foot Stick



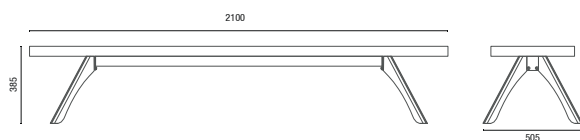
**36.272 Visitor Armchair**  
Swivel  
Disc Base



**36.075 3L Bench for 3 Seats**



**36.075 2L Bench for 2 Seats**



**36.075 Bench**

NOTE: Extreme measurements obtained without using a load gauge.



Cavaletti S/A Professional Seating  
Street Dr. Hiram Sampaio, 550  
Erechim/RS Brasil 99.706-461  
Fone/Fax: (54) 3520.4100  
comex@cavaletti.com.br  
www.cavaletti.com.br





**Cavaletti**

PROFESSIONAL SEATING



**Cavaletti** Stretch





# Cavaletti Stretch

Cavaletti Stretch is a product with an authorial design, designed to transform moments of decompression into inspiration, with the union of materials such as steel, wood and noble coatings in the same piece. The chair, with a lower seat, provides a healthy change of posture throughout the day. Its use can be combined with accessories such as a side table and footrest, creating stylish and ergonomic environments.

NOTE: Products in this image with coating in Haven Savannah, Sky 559 and Terracotta 552.



# CHARACTERISTICS

## Comfort that inspires

The armchair, with a lower and generous seat, is a invitation to change posture in moments of pause and decompression, recovering energy and increasing productivity.



NOTE: Products in this image coated in Haven Twilight 558 and Orange 553.



## Customizable

There are 10 color options for the structure and over 50 color options for coatings (Liv, Haven, Grid, CEC - Stilo and Natural Leather).

## Strength and Durability

Armchair structure and accessories built 100% in steel and welded, eliminating the need for screws.

# COMPOSITIONS



## Bases

You choose the base of the chair according to the personality of the environment. Fixed model with footrest for static and ski use for dynamic use in more informal environments.



36.906  
**Fixed Armchair**  
4 feet base with natural wood tips



36.906  
**Ski Armchair**  
Ski base in varnished Tauari laminated wood.

## Accessories

The side table can be used as a support or to accommodate decorative objects. Ottoman, on the other hand, is an invitation to stretch the legs, making the environment even more welcoming, being its use recommended with the Fixed Base Armchair.



36.914  
**Ottoman**  
Footrest  
Natural wood tips

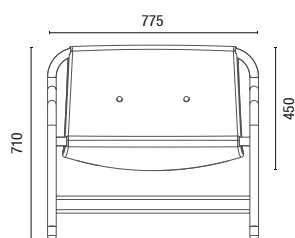


36.901  
**Side Table**  
Top in Tauari varnished  
Natural wood tips

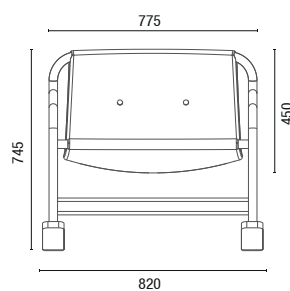
NOTE: Products in these images with coatings in Natural Leather Caramel 259 and on the cover of this catalog in Haven Sky 559. The colors and coatings shown in this catalog are illustrative, and should be used for reference only. For more information, see the sample.

NOTE: Products in this image with coating in Haven Sky 559, Red 550, Savannah 557 and Orange 553.

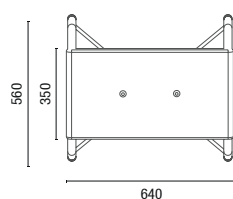
# TECHNICAL DRAWINGS



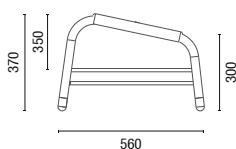
36.906 Fixed Base Armchair



36.906 Ski Base Armchair



36.914 Ottoman



36.901 Side Table

NOTE: Extreme measurements obtained without using a load gauge.

## STRUCTURES



Universal  
Black (101)



Ultra Matte  
Graphite (80)



Ultra Matte  
Red (85)



Ultra Matte  
Tile (84)



Ultra Matte  
Yellow (86)



Ultra Matte  
Sand (83)



Ultra Matte  
Olive (82)



Ultra Matte  
Blue (81)




Ultra Matte  
White (79)




Ultra Matte  
Soft Pink (100)

## COATINGS



Haven  
15 colors




Liv  
15 colors



Natural Leather  
02 colors



CEC - Stilo  
10 colors



Grid  
14 colors



Cavaletti S/A Professional Seating  
Street Dr. Hiram Sampaio, 550  
Erechim/RS Brasil 99.706-461  
Fone/Fax: (54) 3520.4100  
comex@cavaletti.com.br  
www.cavaletti.com.br





**Cavaletti**

PROFESSIONAL SEATING



**Cavaletti** Fun





Note: Products in this image with olive structure (82) and upholstery, puff and stools, in Liv Turquoise (502).



# Cavaletti Fun

The Fun line is aimed at informal environments, in which light furniture and basic lines help to create pleasant spaces for socializing and relaxation. There are a variety of models, all available in colors to create a happy or relaxing atmosphere.



14020  
Lounge Stool  
Seat in Wood with Varnish



14020  
Lounge Stool  
Upholstered Seat

Products in this image: Lounge Stool in varnished wood with Tile structure (84) and Lounge Stool upholstered in CEC-Stilo Green (315) with Olive structure (82).

## STRUCTURES

Chrome (05)*	Universal Black (101)	Semi Matte Silver (13)	Bright Gray (12)	Ultra Matte Graphite (80)	Ultra Matte White (79)	Ultra Matte Red (85)
Ultra Matte Tile (84)	Ultra Matte Yellow (86)	Ultra Matte Sand (83)	Ultra Matte Olive (82)	Ultra Matte Blue (81)	Ultra Matte Soft Pink (100)	

\*Chrome (05) cannot be used on table structures.

## TABLE TOPS

White (01)	Gray (02)	Black (05)
Swiss Elm (24)	Oak Hanover (27)	Oak Munich (28)

## CONFIGURATIONS



14.015  
High Lounge Stool  
With Backrest  
\*Optional with 50cm



14.015  
High Lounge Stool  
\*Optional with 50cm



14.016  
Lounge Stool  
With Backrest



14.016  
Lounge Stool  
Without Backrest



36.016  
Swivel Bench  
Base in Aluminum  
\*Available only for Disc Base



PUFF  
Square Puff  
36.030 - 450mm



PUFF  
Regular Hexagonal  
36.635 - Low Size 350mm  
36.645 - Medium Size 450mm  
36.675 - High Size 750mm



25.101  
Square Top Table  
Melamine Top  
Metal Base



25.102  
Round Top Table  
Melamine Top  
Metal Base



39.801  
Side Table  
Melamine Top  
Metal Base



39.802  
Side Table  
Melamine Top  
Metal Base

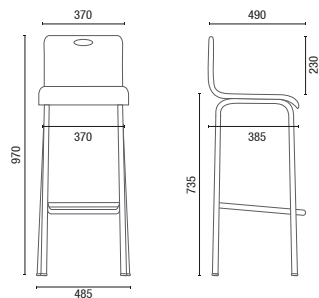


39.803  
Side Table  
Melamine Top  
Metal Base

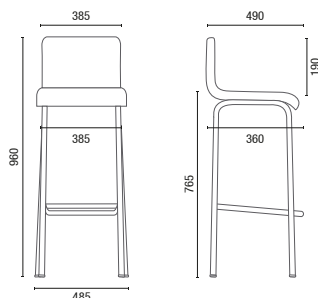
Products on this page: Stools in CEC Blue (314) with Blue structure (81), CEC Green (315) with White structure (79), CEC Fendi (194) with Sand structure (83), CEC Gray (175) with Universal Black structure (101). Swivel Bench in CEC Wine (233) with aluminum base. Square Puff on Liv Sapphire (512). Puffs in Liv Nickel (514), Liv Quartz Rose (509), Liv Turquoise (502) and Tables in Swiss Elm Top (24) with White structure (79).



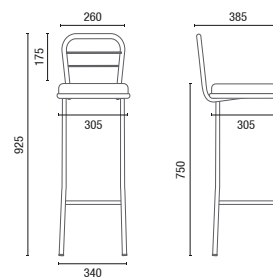
# TECHNICAL DRAWINGS



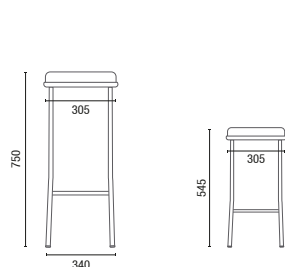
14.020 **Wooden Lounge Stool**



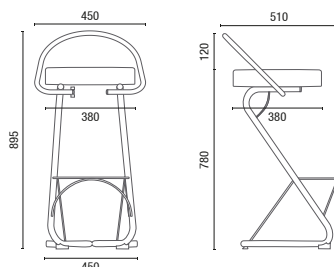
14.020 **Upholstered Lounge Stool**



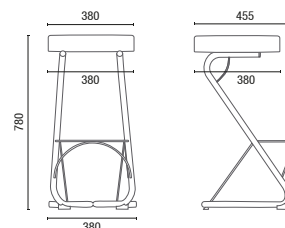
14.015 **High Lounge Stool with Backrest**



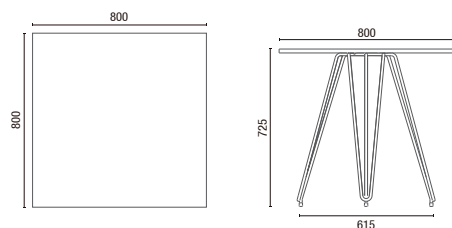
14.015 **High/Low Lounge Stool**



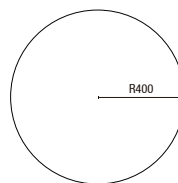
14.016 **Lounge Stool with Backrest**



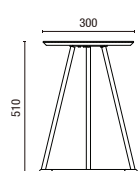
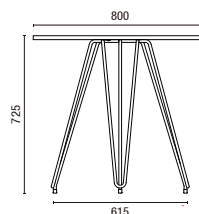
14.016 **Lounge Stool**



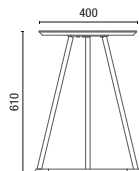
25.101 **Square Top Table**



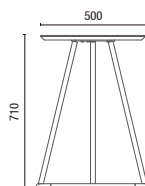
25.102 **Round Top Table**



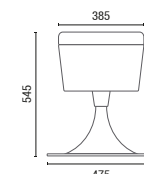
39.801 **Side Table**



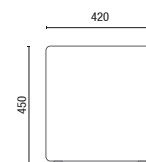
39.802 **Side Table**



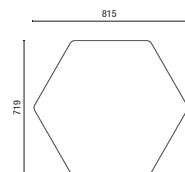
39.803 **Side Table**



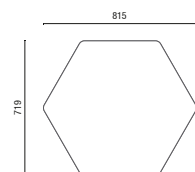

36.016 **Swivel Bench**



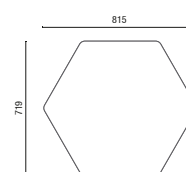
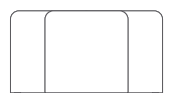
36.030 **Square Puff**



36675 **Regular Hexagonal - High Size 750mm**



36645 **Regular Hexagonal - Medium Size 450mm**



36635 **Regular Hexagonal - Low Size 350mm**



NOTE: Extreme measurements obtained without using a load gauge.



Cavaletti S/A Professional Seating  
Street Dr. Hiram Sampaio, 550  
Erechim/RS Brasil 99.706-461  
Fone/Fax: (54) 3520.4100  
comex@cavaletti.com.br  
www.cavaletti.com.br







**Cavaletti**

PROFESSIONAL SEATING

**Cavaletti Spin**

# Cavaletti Spin

The Spin sofa system provides flexible configurations for the most different arrangements of collaborative spaces. They are linear, curved modules, puffs and accessories that make collective environments more productive and versatile.



Lounge Layout



Waiting Layout



Meeting Layout



HUB Layout





# CHARACTERISTICS



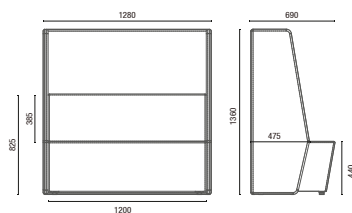
## Forum Layout

NOTE: Chalkboard, sideboards, flower boxes and vases are for illustration purposes only.

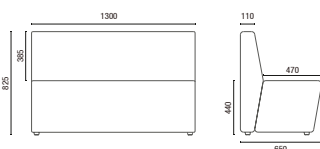
# CONFIGURATIONS



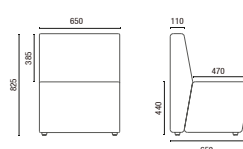
# TECHNICAL DRAWINGS



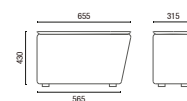
36.812  
High-Back Set 1200mm



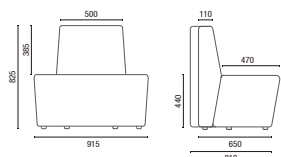
36.813  
Straight Module 1300mm



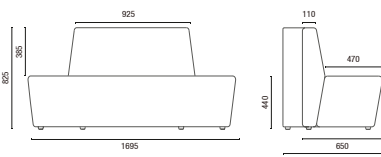
36.865  
Straight Module 650mm



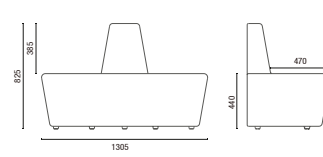
36.805  
Table Module



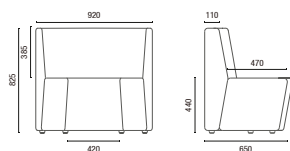
36.845 IN  
45° Internal Backrest Curved Module



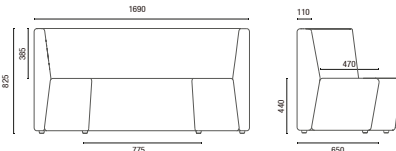
36.890 IN  
90° Internal Backrest Curved Module



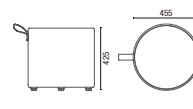
36.818  
180° Internal Backrest Tip Module



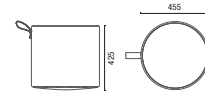
36.845 EX  
45° External Backrest Curved Module



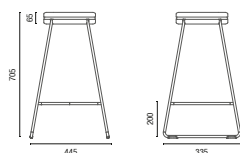
36.890 EX  
90° External Backrest Curved Module



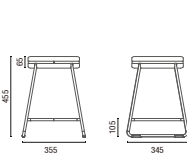
38030 PUFF  
Round Puff with  
Leather Strap



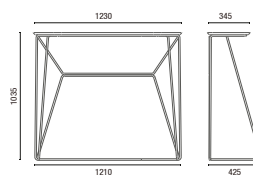
38035 PUFF  
Round Puff Ginga  
(Balance)



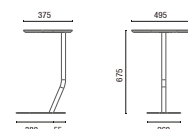
36.814 Spin Stool 705mm



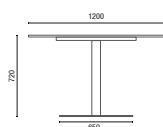
36.802 Spin Stool 455mm



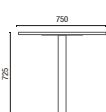
36.801 Spin Sideboard



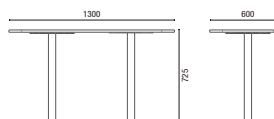
36.803 Spin Sidetable



36.805 ROUND  
Round Table 1200mm



36.805 SQUARE  
Square Table 750mm x 750mm



11.801 4L Rectangular Table

NOTE: Extreme measurements obtained without using a load gauge.



Cavaletti S/A Professional Seating  
Street Dr. Hiram Sampaio, 550  
Erechim/RS Brasil 99.706-461  
Fone/Fax: (54) 3520.4100  
comex@cavaletti.com.br  
www.cavaletti.com.br





**Cavaletti**

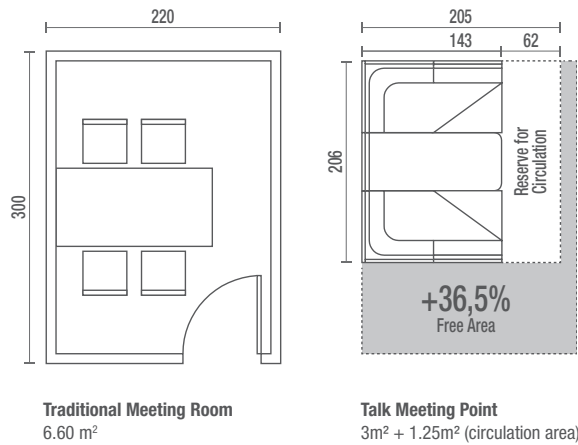
PROFESSIONAL SEATING



**Cavaletti** Talk

# Cavaletti Talk

Collaboration is the contemporary trend in the labor market. The Cavaletti Talk line was designed for increase productivity by stimulating meetings and quick, informal conversations. In addition to the basic versions without back or with low back, see the option high-back, which creates a rally point inside the office or lounge, optimizing the installation, generating space savings (diagram on the side) and facilitating future layout changes.



## CONFIGURATIONS



36.505  
**Armchair**  
Double Arm and Backrest

36.505  
**Corner Sofa**  
Arm and Backrest

36.505  
**Central Sofa**  
Backrest

36.505  
**Bench**



36.555  
**HB Double**



36.575  
**HB Face-to-Face**  
Internal Table  
Electrified Box (Optional)



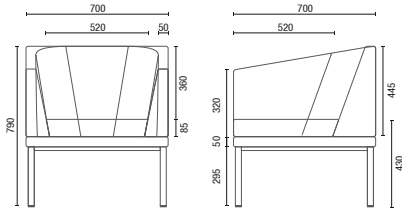
36.565  
**HB Meeting**  
Internal Table  
Electrified Box (Optional)



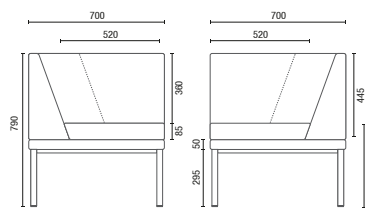
11.801  
**Talk Side Table**



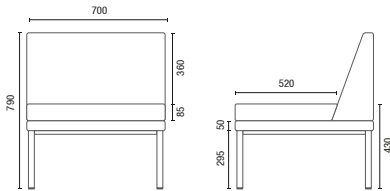
# TECHNICAL DRAWINGS



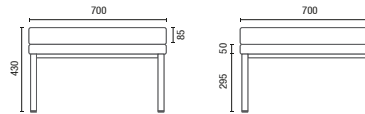
36.505 **Armchair**



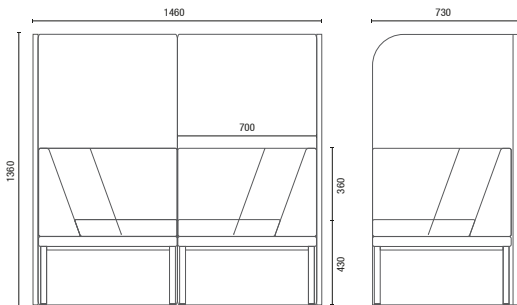
36.505 **Corner Sofa**



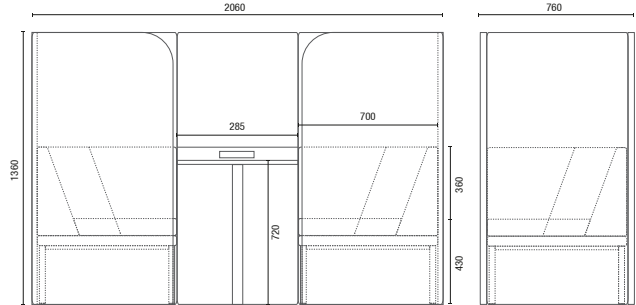
36.505 **Central Sofa**



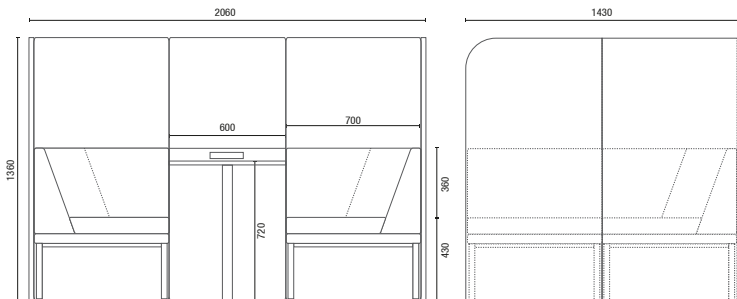
36.505 **Bench**



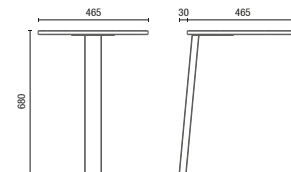
36.555 **HB Double**



36.575 **HB Face-to-Face**



36.565 **HB Meeting**



11.801 **Talk Side Table**

NOTE: Extreme measurements obtained without using a load gauge.




Cavaletti S/A Professional Seating  
Street Dr. Hiram Sampaio, 550  
Erechim/RS Brasil 99.706-461  
Fone/Fax: (54) 3520.4100  
comex@cavaletti.com.br  
www.cavaletti.com.br



**Cavaletti**

PROFESSIONAL SEATING



**Cavaletti** Connect



# Cavaletti Connect

The Connect upholstery line features a universal design, with simple and practical construction, bringing comfort so smart for lounge spaces and general seating. Your modules allow different mounting arrangements, offering dynamism and beauty to the environments.



## CONFIGURATIONS



36205  
Armchair  
Double Arm and Backrest



36205  
Corner Armchair  
Arm and backrest

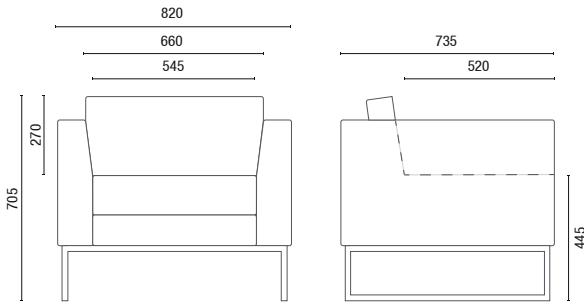


36205  
Central Armchair  
Backrest

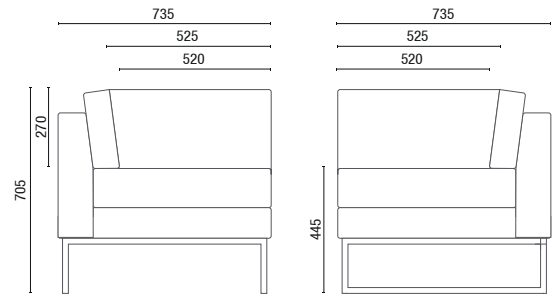


36205  
Bench

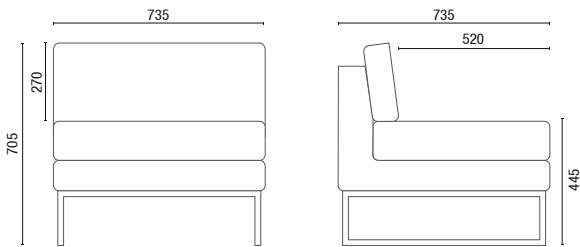
# TECHNICAL DRAWINGS



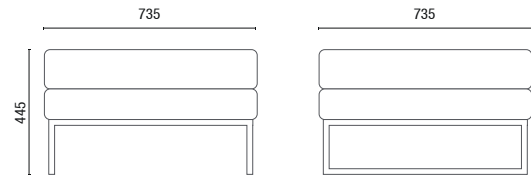
36205 Armchair



36205 Corner Armchair



36205 Central Armchair



36205 Bench

NOTE: Extreme measurements obtained without using a load gauge.



Cavaletti S/A Professional Seating  
Street Dr. Hiram Sampaio, 550  
Erechim/RS Brasil 99.706-461  
Fone/Fax: (54) 3520.4100  
comex@cavaletti.com.br  
www.cavaletti.com.br





**Cavaletti**

PROFESSIONAL SEATING



**Cavaletti Spot**

# Cavaletti Spot

Aimed at waiting areas, lounges and collective spaces, the Spot line models stand out for the uniqueness of their design, and can be used in both commercial and residential environments.



36060  
**Lounge Chair**  
Swivel  
4 Rod Base  
Wooden Shell with Upholstery



**COATINGS**  
Several coating options:  
CEC-Stilo, Natural Leather,  
Grid, Haven, Liv, Blend,  
Polyester, Politex, Space  
and Vinyl.



**BASES AND STRUCTURES**  
Fixed or Swivel base options depending on the model.  
Chrome Finish (Steel bases), Polished (Aluminum bases)  
or Epoxy Painting (with 12 color options).

## CONFIGURATIONS



36010  
**Lounge Chair**  
Swivel  
Aluminum Disc Base



36010  
**Lounge Chair**  
Fixed or Swivel  
4 Feet Base



36040  
**Lounge Chair**  
Arch Structure



36050  
**Lounge Chair**  
Fixed or Swivel



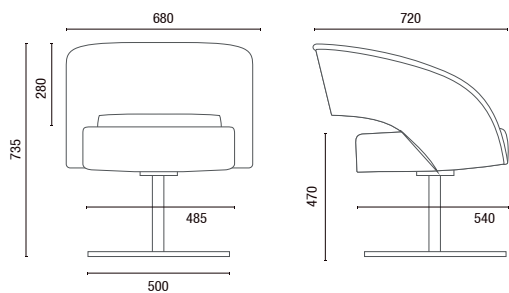
36060  
**Lounge Chair**  
Swivel  
4 Rod Base  
Upholstered Shell

## STRUCTURES

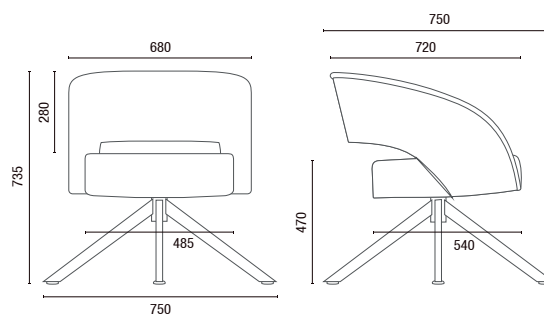
- |             |                       |                        |                  |                           |                        |                      |                       |                         |                       |                        |                       |                             |
|-------------|-----------------------|------------------------|------------------|---------------------------|------------------------|----------------------|-----------------------|-------------------------|-----------------------|------------------------|-----------------------|-----------------------------|
|             |                       |                        |                  |                           |                        |                      |                       |                         |                       |                        |                       |                             |
| Chrome (05) | Universal Black (101) | Semi Matte Silver (13) | Bright Gray (12) | Ultra Matte Graphite (80) | Ultra Matte White (79) | Ultra Matte Red (85) | Ultra Matte Tile (84) | Ultra Matte Yellow (86) | Ultra Matte Sand (83) | Ultra Matte Olive (82) | Ultra Matte Blue (81) | Ultra Matte Soft Pink (100) |



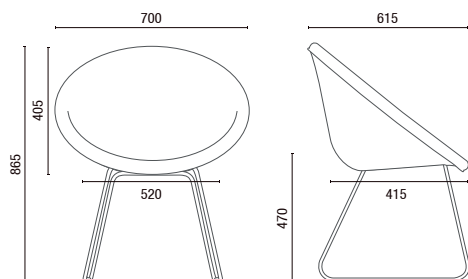
# TECHNICAL DRAWINGS



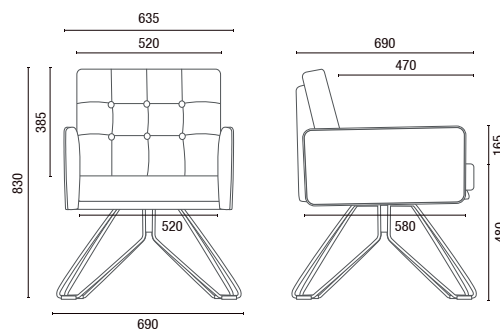
36010 Lounge Chair Disc Base



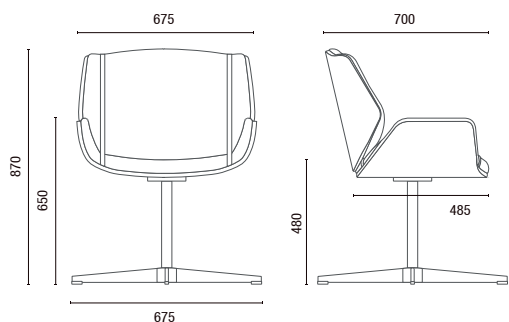
36010 Lounge Chair Base 4 Feet



36040 Lounge Chair



36050 Lounge Chair



36060 Lounge Chair

NOTE: Extreme measurements obtained without using a load gauge.



Cavaletti S/A Professional Seating  
Street Dr. Hiram Sampaio, 550  
Erechim/RS Brasil 99.706-461  
Fone/Fax: (54) 3520.4100  
comex@cavaletti.com.br  
www.cavaletti.com.br



**Cavaletti**

PROFESSIONAL SEATING



**Cavaletti** Box



# Cavaletti Box

Created for reception and waiting environments, the Box line provides comfort in the ideal measure. Upholstery is easily combined and its compact dimensions optimize the use of space.



36020  
Visitor Armchair  
Fixed or Swivel  
4 Feet Base

## CONFIGURATIONS



36105  
Reception Armchair  
1 Seat



36105  
Reception Sofa  
2 Seats



36105  
Reception Sofa  
3 Seats



12004  
Reception Armchair  
1 Seat



12004  
Reception Sofa  
2 Seats



12004  
Reception Sofa  
3 Seats



12205  
Reception Armchair  
1 Seat



12205  
Reception Armchair  
2 Seats



12205  
Reception Armchair  
3 Seats



12105  
Reception Armchair  
1 Seat

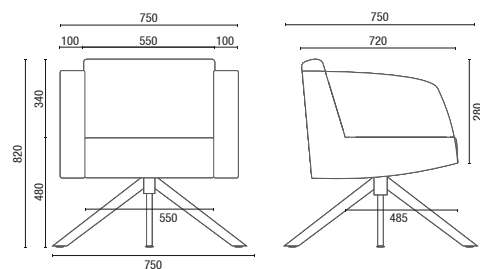


12105  
Reception Armchair  
2 Seats

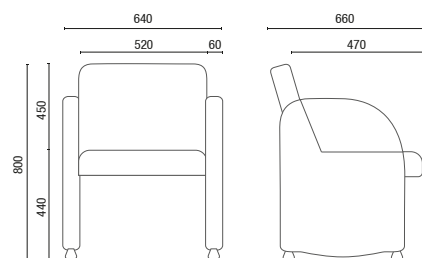


12105  
Reception Armchair  
3 Seats

# TECHNICAL DRAWINGS

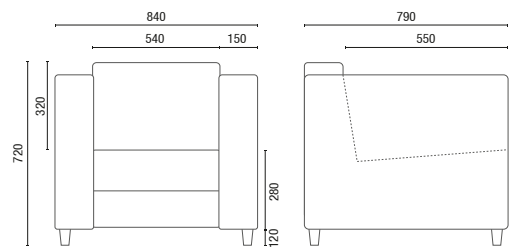


36020 **Visitor Armchair**



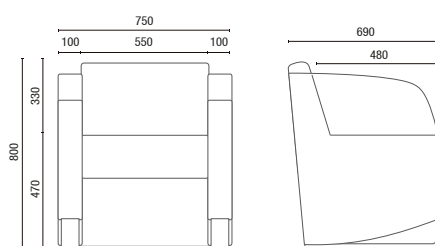
12004 **Reception Sofa**

Width:  
1 Seat – 640mm  
2 Seats – 1170mm  
3 Seats – 1700mm



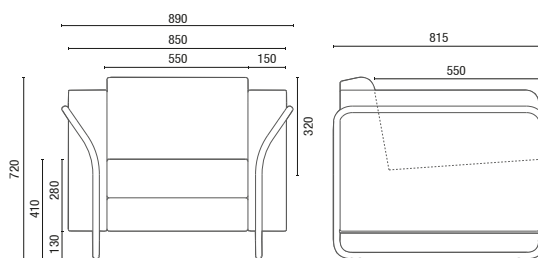
12105 **Reception Sofa**

Width:  
1 Seat – 840mm  
2 Seats – 1300mm  
3 Seats – 1800mm



36105 **Reception Sofa**

Width:  
1 Seat – 750mm  
2 Seats – 1280mm  
3 Seats – 1820mm



12205 **Reception Sofa**

Width:  
1 Seat – 890mm  
2 Seats – 1350mm  
3 Seats – 1850mm

NOTE: Extreme measurements obtained without using a load gauge.





**Cavaletti**

CADEIRAS PROFISSIONAIS

**Cavaletti** Coletiva





## Cavaletti Coletiva

Designed to suit a wide variety of architectures and types of events, the Coletiva line stands out for its solid construction aiming for greater durability. With finishing options and accessories, Coletiva's products guarantee excellent levels of usability throughout its useful life.






12020  
Interleaved Arms



12011  
Interleaved Arms



12020  
Interleaved Arms



12018  
Interleaved Arms

CONFIGURATIONS



12030  
Auditorium



12020  
Auditorium



12018  
Auditorium



12011  
Auditorium



1001  
Stackable



1002  
Stackable



1003  
Stackable



35013  
Stackable



1100  
Trolley for Transport

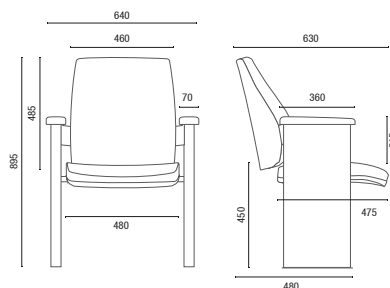
ARMCHAIRS

CONFIGURATIONS

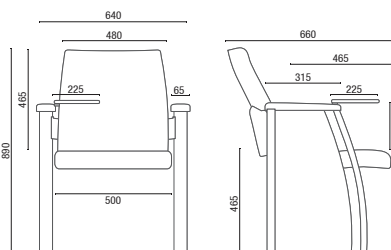
	Interleaved Arms	Double Arms	P.R.M. (Person with Reduced Mobility)	O.P. (Person Obese)	Extra	Retractable Clipboard	Removable Clipboard	Fixed Clipboard	Maximum Stacking	Trolley for Transport (1100)
12030	●	●	●	●		●				
12020	●	●	●	●		●				
12018	●	●	●	●		●				
12011	●	●	●	●		●				
1001					*●	*●	*●	*●	10	●
1002					*●	*●	*●	*●	10	●
1003						●			05	●
35013						●	●		02	

\* All removable clipboards for stacking.

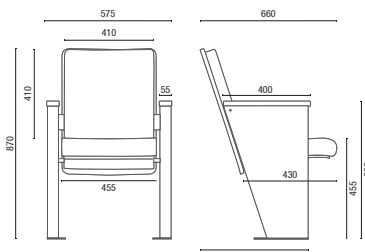
# TECHNICAL DRAWINGS



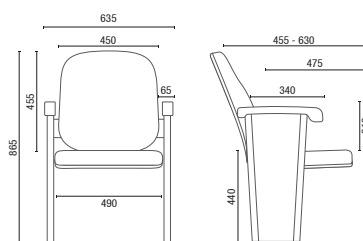
12030 Auditorium



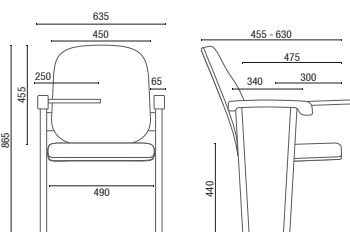
12020 UE Auditorium with Clipboard



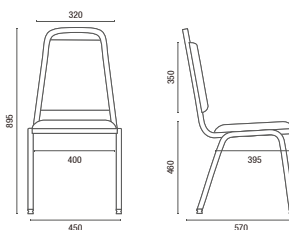
12018 Auditorium



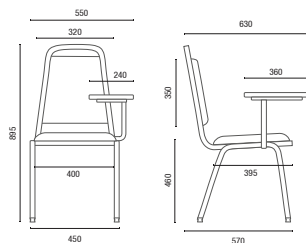
12011 Auditorium



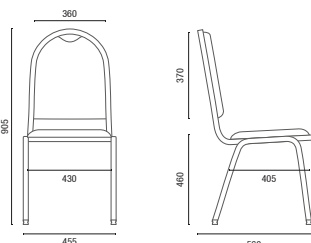
12011 UE Auditorium with Clipboard



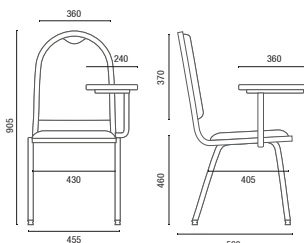
1001 Stackable



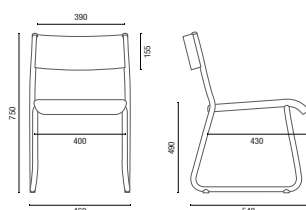
1001 U Stackable with Clipboard



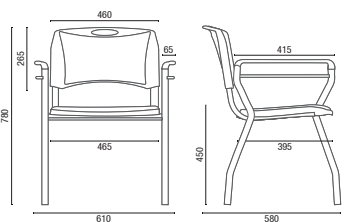
1002 Stackable



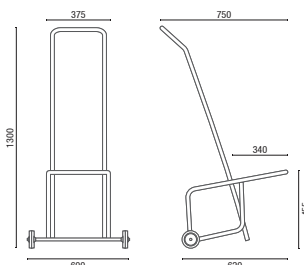
1002 U Stackable with Clipboard



1003 Stackable



35013 Stackable



1100 Trolley for Transport



Cavaletti S/A Professional Seating  
Street Dr. Hiram Sampaio, 550  
Erechim/RS Brasil 99.706-461  
Fone/Fax: (54) 3520.4100  
comex@cavaletti.com.br  
www.cavaletti.com.br





**Cavaletti**

PROFESSIONAL SEATING



**Cavaletti** Float



**Cavaletti** Float  
Diversity for every moment.

Sofa 23.174 (Liv Turquoise 502 | Olive 82 | Swiss Wood 24) + Shelf 23.903 (Swiss Wood 24)  
Sofa 23.752 (Haven Sky Blue 559 | White 79 | Swiss Wood 24) + Coupling Table 23.951 (Swiss Wood 24)

Sofa 23.571 (Liv Petroleum 505 | Blue 81) + Hanger 23.902 (Swiss Wood 24)

Sofa 23.356 (Liv Quartz Rose 509 | Tile 79)  
Sofá 23.275 (Haven Terracotta 552 | Telha 84)

Laptable 23.961 (Swiss Wood 24 | White 79)

Bench 23.301 (Caramel Leather 259 | Black 101) + Side Tables 23.952 (Swiss Wood 24)



With a minimalist and timeless design, Cavaletti Float is a modular upholstery system that allows you to create a wide range of destinations in the office, stimulating productivity through the diversity of arrangements for concentration, collaboration and socializing.

Table of Contents

Concept	06
Versions	08
Lounge	10
Lowback	14
Highback	18
Workpod	22
Details	26
Characteristics	28
Specification	30
Configurations	32



Sofa 23.131 (Haven Sand 560 | Sand 83)    Sofa 23.203 (Caramel Leather 259 | Black 101)    Sofa 23.131 (Liv Turquoise 502 | Olive 82)    Sofa 23.351 (Liv Quartz Rose 509 | White 79 | Swiss Wood 24)  
Sofa 23.253 (Liv Jade 511 | Olive 82)    Sofa 23.275 (Grid Amber Orange 361 | Tile 84) + Hanger 23.902 (Swiss Wood 24)    Sofa 23.174 (Liv Sapphire 512 | Black 101 | Swiss Wood 24)  
Sofa 23.752 (Haven Sky Blue 559 | White 79 | Swiss Wood 24) + Sofa 23.254 (Haven Sky Blue 559 | White 79)

# Concept

Designed in a modular and integrated way, the Float system is composed of a single base, over which are integrated upholstered modules, support tables, privacy panels and accessories.

A Cavaletti partner since 2007, R4DESIGN is a multi-award winning architecture and design consultancy. Specialized in innovation for the AEC (Architecture, Engineering and Construction) industry, retail and corporate environments, it has over 800 projects carried out throughout Brazil.



## System Elements\*

- |                           |                      |
|---------------------------|----------------------|
| 01 - Shelf                | 10 - Modular Base    |
| 02 - Hanger               | 11 - Seat Socket     |
| 03 - Sconce               | 12 - Grid for Cables |
| 04 - High Privacy Panel   | 13 - Coupling Table  |
| 05 - Low Privacy Panel    | 14 - Laptable        |
| 06 - Backrest Extender    | 15 - Corner Module   |
| 07 - Fixed Luminaire      | 16 - Backrest Module |
| 08 - Induction Charging   | 17 - Bench Module    |
| 09 - Suspended Side Table | 18 - Table Module    |

\*Some items are optional. Check the Settings section (p. 32) for more information.



# Versions

Cavaletti Float

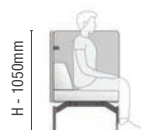
The line offers 4 basic versions: Lounge, Lowback, Highback and Workpod. They present increasing levels of privacy, allowing the product to be adapted to the most varied work styles.



Lounge  
715 mm



Lowback  
1050 mm



Highback  
1450 mm




Workpod  
1650 mm











Benches 23.301 (Liv Limestone 515 | Black 101)  
 + Connection Tables 45° 23.955 (Swiss Wood 24)  
 + Suspended Side Table 23.952 (Swiss Wood 24)

# Lounge

Cavaletti Float

A more open version of the Float, inviting and democratic.  
 When configured with armrests, it offers greater definition  
 of spaces and a differentiated finish.



Sofa 23.231 (Caramel Leather 259 | Black 101)      Sofa 23.309 (Haven Sand 560 | White 79 | Swiss Wood 24)  
 Bench 23.301 (Grid Titanium Grey 355 | Black 101) + Suspended Side Table 23.952 (Swiss Wood 24)







## Lowback

Cavaletti Float

It has a more pronounced spatial definition, allowing you to keep the eye height visible. Ideal for creating semi-private places along the environment.



Sofa 23.253 (Liv Emerald 510 | Black 101) + Seat Socket 23.912



Sofa 23.153 (Grid Mist Gray 352 | Graphite 80 | Swiss Wood 24)

Sofa 23.355 (Grid Hazel Brown 362 | Sand 83 | Swiss Wood 24)







## Highback

Private version, where the panels go beyond eye height. They stimulate greater concentration and provide meeting and collaboration.



Sofa 23.178 (Haven Sand 560 | Black 101 | Swiss Wood 24) + Backrest Extender 23.904



Sofa 23.176 (Grid Mist Grey 352 | Graphite 80 | Swiss Wood 24) + Seat Socket 23.912  
Sofa 23.275 (Grid Amber Orange 361 | Tile 84) + Seat Socket 23.912 + Backrest Extender 23.904



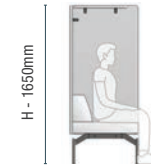




## Workpod

Cavaletti Float

Modules of greater acoustic privacy. Its integrated cover provides a larger absorption area, reducing reverberation and increasing acoustic comfort, forming a refuge for maximum concentration.



Sofa 23.291 (Grid Camellia Pink 351 | White 79) + Seat Socket 23.912



Sofa 23.192 (Liv Petroleum 505 | Black 101 | Black 05) + Backrest Extender 23.904    Sofa 23.291 (Liv Nickel 514 | White 79) + Seat Socket 23.912





## Details

Cavaletti Float

Float offers a high level of customization for a better user experience. There are several comfort and convenience accessories that combined allow you to create unique furniture.




Accessories such as the hanger and the backrest extender expand the product's functionality.

The fixed luminaire and a hinged drawing board create a reserved space of productivity.



Electrification integrated into the structure.



LED luminaire with 180° adjustable beam.




Enlarged work surface, using coupling table and lap table.



# Characteristics

Meet the comfort and convenience solutions designed to inspire productivity and well-being.



## Privacy Panels


They offer three levels of acoustic attenuation and visual control, according to the version chosen (Lowback 1050mm, Highback 1450mm and Workpod 1650mm), providing better focus and concentration. In the Workpod version, the panel is also used as a cover, for maximum attenuation. Available in 07 coating patterns and more than 80 colors.



## Fixed Luminaire with Touch Activation

Fixed LED luminaire with steel structure, embedded in the table and fully integrated into the product design. Activated by touch. Supplied in the color Universal Black (101).

Item available in specific configurations, identified by the icon.




## Table Modules

Available in the options full and half module (90°), fixed to the structure; or suspended side table (90°) and connection tops (straight, 30°, and 45°), fixed directly to the seats. All the tops are supplied in Melamine MDF with machined edges. The edges are finished with paint in the color of the top (plain patterns) or clear varnish (woody patterns).



## Socket Boxes

Socket boxes (optional) containing power outputs (2P+T and USB standards). Available in the versions for top (fitting) and seat (fixing on the structure). They allow easy installation at the desired points, quickly and conveniently, and are always supplied in Universal Black (101).



## Induction Charging

Built into the table and fully integrated into the product, offers greater convenience in day-to-day life.

Item available in specific configurations configurations, identified by the icon.



## Upholstered Modules

Modules in the options bench (without backrest), sofa and corner. They allow both a more relaxed and conversational posture, especially in the Lounge and Lowback versions, and a more upright and ready posture when associated with backrest extensions and privacy panels in the Highback and Workpod versions.

Note: decorative pillows are not included with the product.



## Laptable and Coupling Table

Laptable and Coupling Table that follow the design of the line, providing support for short term work with greater ergonomics and stimulating the organization of space. They can be customized with 5 melamine patterns and 12 colors for metal surfaces.



## Snap-on Accessories

Customization options that include hanger, shelf and scone for fitting Highback and Workpod models. Supplied in steel in Universal Black (101) and in 5 melamine options (hanger and shelf). LED fixture with 180° adjustable beam.



## Backrest Extender

Pad (optional) that follows the curvature of the backrest and extends the support area by 200mm, for use as an accessory in Lowback, Highback, and Workpod models. Recommended to complement specified Float configurations in projects with longer usage/routines.

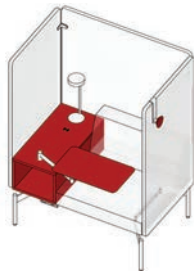
# Float System Specification

Understand below how groups of elements are organized and how to select their finishes in a simple and practical way.

## Customized Finishes



**1 - Coverings**  
The seat-backrest assembly and the privacy panels privacy panels can be coated with colors and different materials. This specification must be indicated at the time of ordering. There are 07 lines of available coverings.



**2 - Melamines**  
The melamine pattern chosen applies to all to all surfaces that present this material material (table tops/tables, niches and accessories). 05 patterns are available (02 plain and 03 woody), and a single pattern must be chosen for the composition of the of the entire product.



**3 - Metallic Surfaces (base)**  
The base is composed of central and side legs connected by connecting stringers. It is made of steel and can be painted in one of the 12 available colors for metal surfaces.

## Standardized Finishes



**4 - Connectors**  
Plastic finishing cap always supplied in the color Black (06).




**5 - Accessories**  
Hanger, shelf, sconce, sockets, integrated luminaire and articulated arms: all elements are supplied in color Universal Black (101).




# Finishes

Explore below the possibilities of finishes.  
There are 88 colors available in various materials and textures.\*

## 1 - Coatings




Polyester  
27 colors




Politex  
06 colors



Haven  
15 colors



Liv  
14 colors



Grid  
14 colors



CEC  
10 colors

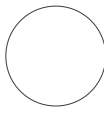


Natural Leather  
02 colors

## 2 - Melamines



Black  
(05)



White  
(01)



Swiss Wood  
(24)



Hanover Oak  
(27)



Munich Oak  
(28)

## 3 - Metallic Surfaces



Universal  
Black (101)



Graphite (80)  
Ultramatte



Gray  
Brilliant (12)



Red  
Ultramatte (85)




Tile (84)  
Ultramatte



Yellow  
Ultramatte (86)



White (79)  
Ultramatte



Silver (13)  
Semi-matte



Sand (83)  
Ultramatte



Olive (82)  
Ultramatte



Blue  
Ultramatte (81)



Light Pink  
Ultramatte (100)

## 4 - Plastic Surfaces



Graphite  
(45)



Universal Black  
(101)

## 5 - Accessories

\* Images are referential - for the specification and making of the order, set the finishes based on the original Cavaletti physical samples.



# Configurations



**Dimensions:** Extreme measurements, presented in WDH format (Width (W) X Depth (D) X Height (H)) always presented in millimeters (mm).

## Lounge (h=715mm)

**23.101**  
**Lounge Bench 1S**  
W680 x D680 x H440

**23.102**  
**Lounge Sofa With backrest 1S**  
W680 x D680 x H715

**23.103**  
**Lounge Sofa with corner 1S**  
W680 x D680 x H715

**23.131**  
**Lounge Sofa with backrest and arms 1S**  
W745 x D695 x H715

**23.104**  
**Lounge Bench 1S with half-table**  
W1020 x D680 x H440

**23.105**  
**Lounge Sofa with backrest and half-table 1S**  
W1020 x D680 x H715

**23.106**  
**Lounge Sofa with corner and half-table 1S**  
W1020 x D680 x H715

**23.201**  
**Lounge Bench 2S**  
W680 x D1360 x H440

**23.202**  
**Lounge Sofa with backrest 2S**  
W1360 x D680 x H715

**23.203**  
**Lounge Sofa with 1 backrest and 1 corner**  
W1360 x D680 x H715

**23.204**  
**Lounge Sofa with 1 backrest and 1 bench 2S**  
W1360 x D680 x H715

**23.205**  
**Lounge Sofa with 1 bench and 1 corner 2S**  
W1360 x D680 x H715

**23.231**  
**Lounge Sofa with backrest and arms 2S**  
W1425 x D695 x H715

**23.301**  
**Lounge Bench 3S**  
W2040 x D680 x H440

**23.302**  
**3S Lounge Sofa with backrest**  
W2040 x D680 x H715

**23.303**  
**3S Lounge Sofa with 2 backrests and 1 bench**  
W2040 x D680 x H715

**23.304**  
**3S Lounge Sofa with 1 bench 1 backrest and 1 corner**  
W2040 x D680 x H715

**23.305**  
**3S Lounge Seat with 2 benches and 1 table**  
W2040 x D680 x H440

**23.306**  
**3S Lounge Sofa with 1 backrest 1 bench and 1 table**  
W2040 x D680 x H715

**23.307**  
**3S Lounge Sofa with 2 backrests and 1 table**  
W2040 x D680 x H715

**23.308**  
**3S Lounge Sofa with 1 table 1 backrest and 1 corner**  
W2040 x D680 x H715

**23.309**  
**3S Lounge Sofa with 2 corners and 1**  
W2040 x D680 x H715

**23.310**  
**3S Lounge Sofa with 2 backrests and 2 half-tables**  
W2040 x D680 x H715

**23.331**  
**3S Lounge Sofa with backrest and arms**  
W2105 x D680 x H715

**23.401**  
**4S Lounge Bench**  
W2720 x D680 x H440

**23.402**  
**4S Lounge Sofa with backrest**  
W2720 x D680 x H715

**23.403**  
**4S Lounge bench with 1 table and 3 benches**  
W2720 x D680 x H440

**23.404**  
**4S Lounge Sofa with 3 backrests and 1 table**  
W2720 x D680 x H715

**23.431**  
**4S Lounge Sofa with backrest and arms**  
W2785 x D695 x H715

**Note:** The standard configurations, supplied by the factory, are those shown in this catalog. Assemblies of configurations different from the ones presented here, when necessary, must occur under the project orientation and assembly supervision of the Authorized Dealer responsible for the order.

Cavaletti Float

**23.701**  
**4S Lounge Sofa L-shaped with 2 benches, 1 backrest and 1 corner**  
W2040 x D1360 x H715

**23.702**  
**6S Lounge Sofa L-shaped with 2 benches, 3 backrests and 1 corner**  
W2720 x D2040 x H715

**23.703**  
**7S Lounge Sofa L-shaped with 1 table, 2 benches 3 backrests and 1 corner**  
W3400 x D2040 x H715

**23.704**  
**8S Lounge Sofa L-shaped with 2 tables, 2 benches 3 backrests and 1 corner**  
W3400 x D2720 x H715

## Lowback (h=1050mm)

**23.151**  
**1S Lowback Sofa with backrest, half-table and low panels**  
W1085 x D710 x H1050

**23.152**  
**1S Lowback Sofa with corner, half-table and low panels**  
W1085 x D710 x H1050

**23.153** ✨  
**1S Lowback Sofa with corner, half-table low panels**  
Fixed light  
W1085 x D710 x H1050

**23.251**  
**2S Lowback Sofa with 1 table 1 backrest and low panels**  
W1425 x D710 x H1050

**23.252**  
**2S Lowback Sofa with 1 table 1 corner and low panels**  
W1425 x D710 x H1050

**23.253**  
**2S Lowback Sofa with backrest and low panels**  
W1425 x D710 x H1050

**23.254**  
**2S Lowback Sofa with 1 backrest 1 corner and low panels**  
W1395 x D710 x H1050

**23.351**  
**3S Lowback Sofa with 1 table, 1 backrest 1 corner and low panels**  
W2075 x D710 x H1050

**23.352**  
**3S Lowback Sofa with 2 backrests, 1 bench and low panels**  
W2040 x D710 x H1050

**23.353**  
**3S Lowback Sofa with 1 backrest, 1 bench 1 table and low panel**  
W2040 x D710 x H1050

**23.354**  
**3S Lowback Sofa with 1 bench, 1 backrest 1 table and low panels**  
W2075 x D710 x H1050

**23.355** ✨  
**3S Lowback Sofa with 1 bench, 1 backrest 1 table and low panels**  
Fixed lamp  
W2075 x D710 x H1050

**23.356**  
**3S Lowback Sofa with backrest and low panels**  
W2105 x D710 x H1050

**23.451**  
**4S Lowback Sofa with backrest and low panels**  
W2785 x D710 x H1050

**23.551**  
**Lowback 4S Meeting Hub with backrest and low panels**  
W2105 x D1425 x H1050


**23.552**  
**Lowback 4S Meeting Hub with backrest, low panels**  
Ideal configuration to combine with  
Tables 23.965 and 23.966 (see page 35)  
W2105 x D1390 x H1050

**23.751**  
**4S Lounge Sofa L-shaped with 2 benches, 1 backrest**  
W2075 x D1395 x H1050


**23.752**  
**6S Sofa Lounge with 1 table, 2 benches 2 backrests, 1 corner and low panels**  
W2755 x D2075 x H1050

Configurations


Highback (h=1450mm)




23.171  
Highback Sofa 1S with backrest, half-table and high panels  
W1085 x D710 x H1450



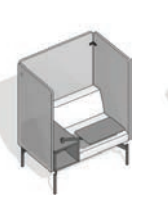
23.172 ✨  
Highback Sofa 1S with backrest, half-table and high panels  
Fixed Lamp  
W1085 x D710 x H1450




23.173  
Highback Sofa 1S with corner, half-table and high panels  
W1085 x D710 x H1450




23.174 ✨  
Highback Sofa 1S with corner, half-table and high panels  
Fixed Lamp  
W1085 x D710 x H1450




23.175  
Highback Sofa 1S with backrest, niche, hinged headboard and high panels  
W1085 x D710 x H1450




23.176 ✨ (⌂)  
Highback 1S Sofa with backrest, niche, hinged high panels  
Fixed Lamp  
Induction charging  
W1085 x D710 x H1450




23.177  
Highback 1S Cabin with backrest, recess niche, hinged and highbacks  
W1425 x D1085 x H1450




23.178 ✨ (⌂)  
1S Highback Cabin with backrest, extended niche hinged drawing board and high panels  
Fixed Lamp  
Induction Charging  
W1425 x D1085 x H1450




23.271  
Highback Sofa 2S with 1 backrest 1 table and high panels  
W1425 x D710 x H1450




23.272 ✨ (⌂)  
2S Highback Sofa with 1 backrest 1 table and high panels  
Fixed Lamp  
Induction Charging  
W1425 x D710 x H1450




23.273  
Highback Sofa 2S with 1 corner, 1 table and high panels  
W1425 x D710 x H1450




23.274 ✨ (⌂)  
Highback Sofa 2S with 1 corner, 1 table and high panels  
Fixed Lamp  
Induction Charging  
W1425 x D710 x H1450




23.275  
2S Highback Sofa with backrest and high panels  
W1425 x D710 x H1450




23.371  
Highback Sofa 3S with backrest and high panels  
W2105 x D710 x H1450




23.471  
4S Highback Sofa with backrest and high panels  
W2785 x D710 x H1450



23.571  
Highback 4S Meeting Hub with backrest and high panels  
W2105 x D1425 x H1450




23.572  
Highback 4S Meeting Hub with backrest and high panels  
W2105 x D1390 x H1450  
Ideal configuration to combine with Tables 23.965 and 23.966 (see page 35)




23.771  
4S Highback Sofa L-shaped with 2 benches, 1 backrest, 1 corner and high panels  
W2075 x D1395 x H1450


Workpod (h=1650mm)



23.191  
1S Sofa Workpod with backrest, niche, hinged and maxi panels with cover  
W1085 x D710 x H1650



23.192 ✨ (⌂)  
Sofa Workpod 1S with backrest, niche, and maxi panels with cover  
Fixed Lamp  
Induction Charging  
W1085 x D710 x H1650



23.291  
Workpod 2S sofa with backrest and maxi panels with cover  
W1425 x D710 x H1650

Can't find the configuration you are looking for? Visit our 3D Warehouse page and find out more about the Cavaletti Float.  
<https://3dwarehouse.sketchup.com/by/cavaletti>

Note: for the purpose of suggestion, some products in the images of this catalog are presented with their basic versions plus optional accessories. Please confirm the exact configuration, as well as included or excluded items at the time of specification.

Accessories



23.901  
Sconce  
180° Articulated Spotlight  
110/220V  
Extension 2,5m  
W70 x D120 x H220



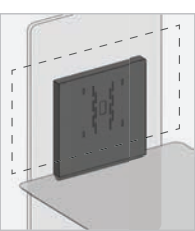
23.902  
Hanger  
W75 x D75 x H215



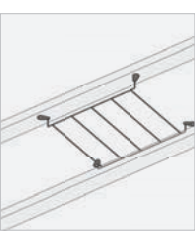
23.903  
Shelf  
W250 x D135 x H640  
  
Note: Item for use on Highback models, always together with table or half-table modules. It should not be used with the upholstered modules (bench, backrest or corner).



23.904  
Backrest Extension  
W680 x D95 x H200  
  
Note: the color of the covering always follows the color of the upholstered modules.

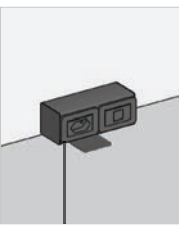


23.905  
TV Mount  
W455 x D45 x H470

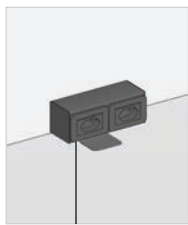


23.906  
Cable Organization Rack Attachment  
Under the seat  
W360 x D300 x H35

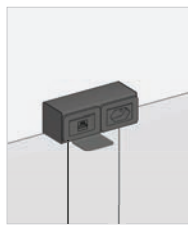
Electrification



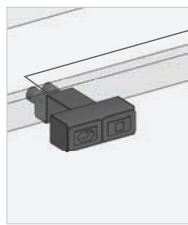
23.910  
Power Socket  
+ USB for Worktop  
USB 2.0 + 2P+T Plug  
10A 110/220V  
Extension 2,5m  
W135 x D80 x H70 (Box)




23.911  
Power Socket for Worktop  
2 x 2P+T Plug  
10A 110/220V  
Extension 2,5m  
W135 x D80 x H70 (Box)



23.914  
Power Socket  
+ HDMI to Worktop  
HDMI Output + Socket 2P  
+ T 10A  
110/220V  
Extension 2,5m  
W135 x D80 x H70 (Box)

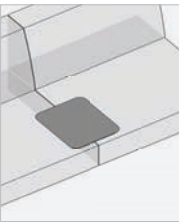


23.912  
Power Socket  
+ USB for Seat  
USB 2.0 + 2P+T Plug  
10A 110/220V  
Extension 2,5m  
W135 x D190 x H55 (Box)

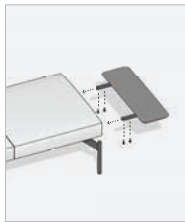


23.913  
Power socket for Seat  
2 x 2P+T Plug  
10A 110/220V  
Extension 2,5m  
W135 x D190 x H55 (Box)


Tables and Connectors




23.951  
Slide-in Table  
For use between upholstered furniture  
W300 x D250 x H60




23.952  
Overhanging Side Table  
For side mounting on the seat (screw fixing)  
W210 x D680 x H30




23.953  
Straight Boundary Table  
For attaching between seats (bolt-on attachment)  
W210 x D680 x H30




23.954  
30° Connection Table  
For joining 2 or more configurations to each other.  
W510 x D685 x H30




23.955  
Connecting Table 45°  
For connecting 2 or more configurations to each other.  
W760 x D700 x H30




23.956  
Connector  
For lateral connection between two or more independent of each other  
W210 x D30 x H15




23.961  
Laptable  
W500 x D300 x H750




23.962  
Center Table P  
W680 x D680 x H335




23.963  
Center Table M  
W1020 x D680 x H335



23.964  
Center Table G  
W1360 x D680 x H335



23.965  
Central Standing Table  
W1355 x D835 x H720



23.966  
Central Standing Table with Power Supply  
01 outlet 2P+T for 110/220V  
Extension 2,5m  
W1355 x D835 x H720  
  
Ideal model to combine with Table Top Sockets  
23.910, 23.911 ou 23.914





Cavaletti S/A Professional Seating  
Street Dr. Hiram Sampaio, 550  
Erechim/RS Brasil 99.706-461  
Fone/Fax: (54) 3520.4100  
comex@cavaletti.com.br  
www.cavaletti.com.br

