

**Cavaletti**<sup>®</sup>

PROFESSIONAL SEATING



**Cavaletti Vélo**

## Cavaletti Vélo

Dynamism, agility and speed are essential in the contemporary corporate environment. For him, Cavaletti created the Vélo Line, a product inspired by the concepts of flexibility and lightness to offer ergonomics and dynamic comfort for all types of use. A global project, with original design, Made in Brazil.



Cavaletti partner since 2011, Marc Sapetti was born in Andorra and graduated in industrial design in Barcelona. In the following years he worked in relevant offices in Europe, culminating recently with the creation of his own office. Today, Sapetti Design Consultancy is a multi-award winning studio, including IF Awards (Cavaletti Go) and Good Design Award (Cavaletti Idea). For Marc, "Design is not just a product, but the sum of different factors such as engineering, communication, design and ergonomics".





# CHARACTERISTICS




**HEADREST**  
With generous dimensions, it offers greater support for the cervical region. Contact area with Soft Touch PU foam coating.



**BACKREST**  
High backrest on all versions. Adjustable lumbar support (operating models). Available in Light Gray and Carbon colors. Padded cover option in Polyester, Blend, Politex, CEC-Stilo or Natural Leather.




**MECHANISM**  
4-stage Synchron mechanism with front maniple tension adjustment or SRE MC Mechanism, both with adjustment of seat depth. Rotating platform option for Meeting Rooms (SR).



**MESH**  
High-strength intelligent membrane that adapts to column curvature providing constant support and ventilation. Available in eight unique colors.



**SEAT**  
Seat in injected foam, with depth adjustment (operating models). Gas Height Adjustment. Coatings available in Polyester, Politex, Blend, Grid, Haven, Space, CEC-Stilo, Vinyl and Natural Leather.



**ARMREST**  
ID armrest (adjustable in height and lateral spacing, with option of coating the armrest in leather) and 3D (adjustable in height, advance and angle of the PU support).



**BASES**  
Base options in Aluminum or Nylon, with 65mm castors in Nylon or PU.



**STRUCTURES**  
Fixed structures with castors or shoes, with or without Integrated armrest (SI). Painting in Silver or Universal Black.

# CONFIGURATIONS



42.101 AC  
**Swivel Chair**  
Synchron RP  
ID Armrest  
Aluminium Base  
Lumbar Support  
Headrest  
Padded Cover



42.101 AC  
**Swivel Chair**  
Synchron RP  
ID Armrest  
Nylon Base  
Lumbar Support  
Headrest



42.101  
**Swivel Chair**  
Synchron RP  
ID Armrest  
Lumbar Support  
Nylon Base



42.101 SR  
**Swivel Chair**  
Rotating Platform  
Nylon Base




42.106 ROD  
**Visitor Chair**  
P Structure  
Integrated Armrest




42.106 SI  
**Visitor Chair**  
SI Structure  
Integrated Armrest

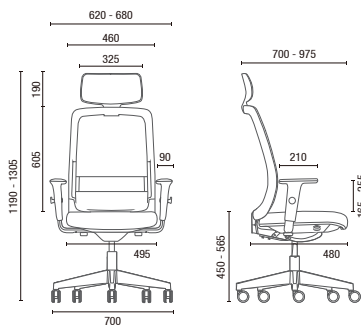
## MESH



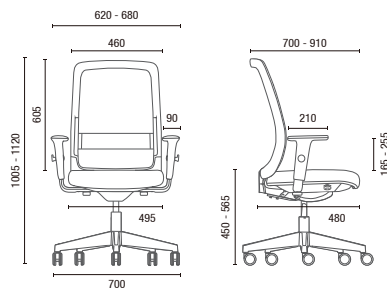
## PLASTIC SURFACES



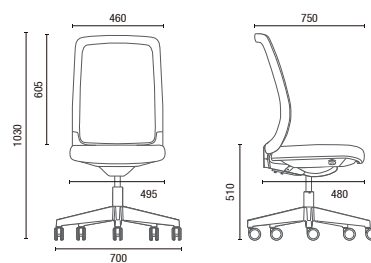
# TECHNICAL DRAWINGS



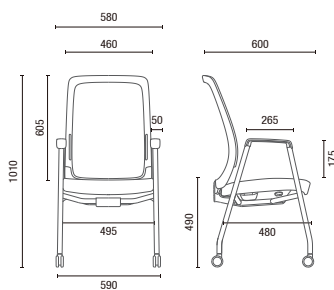
42.101 AC Swivel Chair



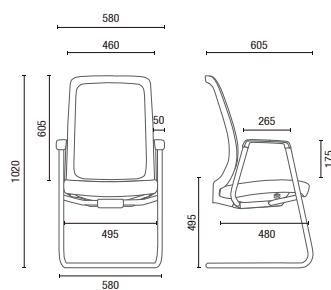
42.101 Swivel Chair



42.101 SR Swivel Chair



42.106 ROD Visitor Chair



42.106 SI Visitor Chair

NOTE: Extreme measurements obtained without using a load gauge.



Cavaletti S/A Professional Seating  
Street Dr. Hiram Sampaio, 550  
Erechim/RS Brasil 99.706-461  
Fone/Fax: (54) 3520.4100  
comex@cavaletti.com.br  
www.cavaletti.com.br



\*Certified Products with Ecological Label (Quality - ABNT - Environmental) or ABNT NBR 13962 Standard, under consultation with the Commercial Department - Public Sector.



**Cavaletti**

PROFESSIONAL SEATING



**Cavaletti** Idea






## Cavaletti Idea

New ideas for new times. Cavaletti Idea seeks to make design and ergonomic high quality accessible for all types of offices. A product made in Brazil, with a high standard of quality and inspired in contemporary concepts of collaborative work.



## CHARACTERISTICS




### COATINGS

Backrest with flexible internal structure and two options for finish: Soft (in Haven, Polyester, Politec, Blend, Grid, Space, CEC - Stilo, Vinyl and Natural Leather options) or Mesh (in Space option).



### COLORS

Three color options for the main plastic surfaces: Off White, Light Gray or Carbon.



### BACKREST

Backrest height adjustable, with drive by trigger.




### BASES

Base options in Aluminum or Nylon, with 65mm castors in Nylon or PU.



### MECHANISM

4-stage Synchron mechanism with tension adjustment by front handle or SRE MC mechanism, both with seat depth adjustment. Turntable option for Meeting Rooms (SR).



### ARMS

ID arms (adjustable in height and lateral spacing, with option of leather armrest lining), 3D (adjustable in PU support height, feed and angle) and 4D CA (adjustable in height, lateral distance, feed and angle of PU support).



### SEAT

Injected foam seat, Depth Adjustment and Gas Height Adjustment. Coatings available in Polyester, Politec, Blend, Grid, Space, Haven, CEC - Stilo, Vinyl and Natural Leather.



### STRUCTURES

Fixed structure Swing with Integrated Arms (SI) and Painting in Silver or Universal Black.

## CONFIGURATIONS

### IDEA SOFT



40.101  
**Highback Swivel**  
Synchron RP  
ID Arms  
Aluminum Base



40.102  
**Midback Swivel**  
Synchron RP  
ID Arms  
Aluminum Base



40.106 SI  
**Visitor**  
SI Structure  
Integrated Arms

### IDEA MESH



40.202  
**Midback Swivel**  
Synchron RP  
ID Arms  
Nylon Base



40.202 SR  
**Midback**  
Swivel Platform  
Nylon Base



40.206 SI  
**Visitor**  
SI Structure  
Integrated Arms

### COLORS

Three shade options for plastic surfaces.



Off White

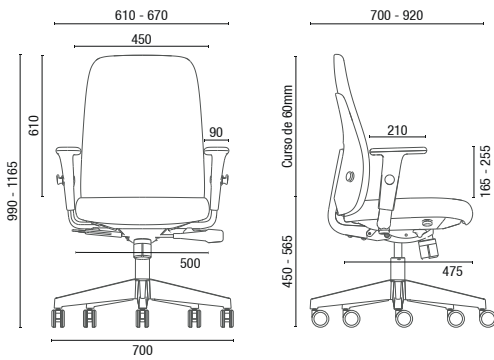


Light Gray

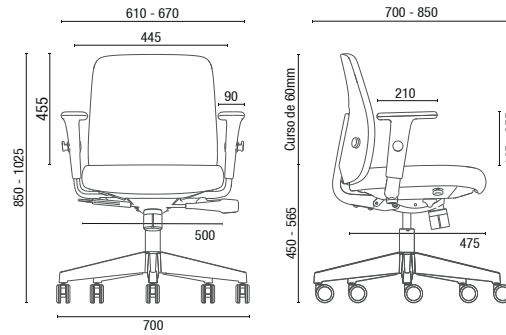


Carbon

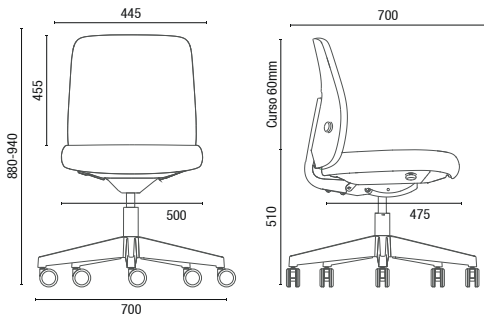
# TECHNICAL DRAWINGS



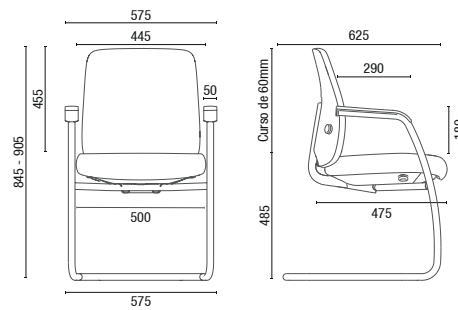
40.101 Highback Swivel



40.102 / 40.202 Midback Swivel



40.202 SR Midback Swivel



40.106 SI / 40.206 SI Visitor

NOTE: Extreme measurements obtained without using a load gauge.



Cavaletti S/A Professional Seating  
 Street Dr. Hiram Sampaio, 550  
 Erechim/RS Brasil 99.706-461  
 Fone/Fax: (54) 3520.4100  
 comex@cavaletti.com.br  
 www.cavaletti.com.br



\*Certified Products with Ecological Label (Quality - ABNT - Environmental) or ABNT NBR 13962 Standard, under consultation with the Commercial Department - Public Sector.



®

**Cavaletti**

PROFESSIONAL SEATING



**Cavaletti** Moov





## Cavaletti Moov

Cavaletti Moov is a multitask chair, ideal for dynamic environments. From the corporate office to coworking, there is always a version to meet the needs of the projects.




## CHARACTERISTICS



### BACKRESTS

Three backrest options: mesh, engineering polymer and engineering polymer with dust jacket.



### COATED BACKREST

Back cover with two seam options: Smooth and diamond.



### STRUCTURE

Engineering polymer frame available in Gray and Black according to configuration.



### ARMRESTS

Fixed: TC arm. Adjustable: SL and MC arm. All the models are available in colors Black and Gray.



### BASES

Bases Up (with 65mm Casters in Nylon or PU) and Steel with Cover (with 50mm Casters in Nylon or PU), available in Black and Grey.



### MECHANISM

Synchron type Mechanism, with starting position lock or relax free and automatic tension regulation, adjusting to the user's weight without need for manual adjustment.

NOTE: Product in this image with Dark Gray 404 Politec.

## DESIGN IN MOTION

The Moov is a versatile chair that features three back options: mesh, polymer engineering and polymer engineering with upholstered jacket. This diversity allows the model to be adapted to the needs of each activity.



NOTE: Products in this image with Blue 303 Mesh and Gray Metal 402 Politec; Haven Concrete 562 and Haven Sand 560; Haven Field 556; Yellow 258 Polyester; White Metal 307 Mesh and Polyester Tangerine 172; Haven Terracotta 552; Graphite 308 Mesh; Haven Land 561.


## CUSTOMIZE AT WILL

Light and flexible in configurations makes it easy to specify for both fast use environments and heavy use for operating environments. The two structure color options, the six coating options and the eight mesh color options allow Cavaletti Moov to complement the project's moodboard, from the more formal to the more laid-back.




NOTE: Products in this image with Haven Field 556; Terracotta 552; Earth 561; Sand 560 and Haven Field 556.

### COATING




POLYESTER  
27 colors




SPACE  
05 colors


POLITEX  
06 colors




VINYL  
12 colors



CEC - STILO  
10 colors



HAVEN  
15 colors



GRID  
14 colors

## CONFIGURATIONS

Check below some possible combinations for Cavaletti Moov and choose yours.



17.101  
**Swivel**  
Synchron  
Mesh Back  
Black Structure  
MC Armrests  
Base Up



17.201  
**Swivel**  
Synchron  
Backrest in engineering polymer  
Black Structure  
MC Armrests  
Base Up



17.301  
**Swivel**  
Synchron  
Backrest in engineering polymer with dust jacket  
Black Structure  
MC Armrests  
Base Up



17.101  
**Swivel**  
Synchron  
Mesh Back  
Gray Structure  
MC Armrests  
Base Up



17.201  
**Swivel**  
Synchron  
Backrest in engineering polymer  
Gray Structure  
MC Armrests  
Base Up



17.301  
**Swivel**  
Synchron  
Backrest in engineering polymer with dust jacket  
Gray Structure  
MC Armrests  
Base Up

NOTE: Products in this image with Graphite 308 Mesh and Gray Metal 402 Politex.

### STRUCTURES




Black



Gray

### SEAM



Diamond




Smooth


### MESH




White Metal



Graphite



Black



Red




Yellow



Lime Green

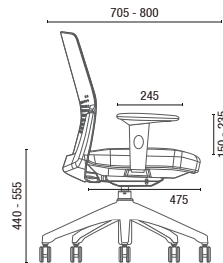
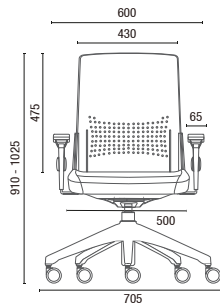
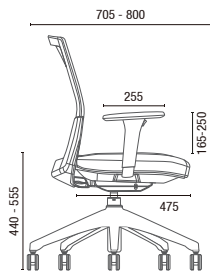
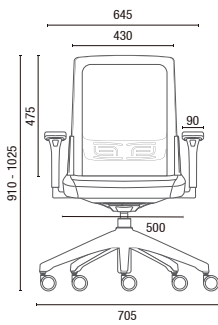


Brown



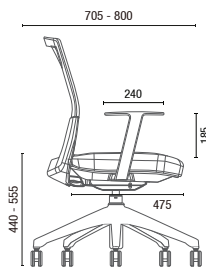
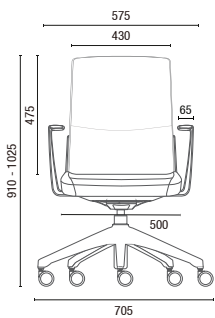
Blue

# TECHNICAL DRAWINGS



17.101 Swivel - MC Arm and Base Up

17.201 Swivel - SL Arm and Base Up



17.301 Swivel - TC Arm and Base Up

NOTE: Cover products with White Metal 307 mesh and Haven sky 559, Haven Terracotta 552; Haven Sand 560.

NOTE: Extreme measurements obtained without using a load gauge.



Cavaletti S/A Professional Seating  
 Street Dr. Hiram Sampaio, 550  
 Erechim/RS Brasil 99.706-461  
 Fone/Fax: (54) 3520.4100  
 comex@cavaletti.com.br  
 www.cavaletti.com.br



The mark of responsible forestry





**Cavaletti**

PROFESSIONAL SEATING



**Cavaletti Flip**



08 BREAK

02 STUDIO



## Cavaletti Flip

Dynamism and agility are qualities common to environments contemporary corporate offices. Cavaletti developed the Flip line to meet versatility and ergonomic quality in the most varied types of use.



# CHARACTERISTICS



**MECHANISMS**  
Reclining System Backrest (SRE) or Backrest Without Adjustment (BG).



**BACKREST**  
Injected plastic structure of High strength with height adjustment. Available in Black color and Gray.




**ARMS**  
Adjustable Arms SL, SL New PU, SL New PP (all with Side Adjustment option) or 3D (Adjustable in height and forward PU support angle). Option of fixed arm, model TC.



**MESH**  
Membrane that adapts to curvature of the spine, providing support and constant ventilation. Available in Black and Gray colors.



**SEAT**  
Seat in injected foam, with gas height adjustment.



**COATINGS**  
Coatings available in Polyester, Politex, Blend, Grid, Space, Haven, CEC - Stilo, Vinyl and Natural Leather.



**BASES**  
Aluminum Base Options or Nylon, with 65mm casters in Nylon or PU. Steel base with Cover, 50mm casters only in Nylon or PU.



**STRUCTURES**  
Z Structure with Integrated Arms, with glides or castors. Structure S with Fixed arms, without arms or with arms Integrated. Chrome Finish or Painting in Universal Black.

# CONFIGURATIONS



43.103 SRE  
**Executive Swivel**  
Back Recliner System (SRE)  
TC Arms  
Nylon Base  
65mm Casters



43.106 S  
**Executive Visitor**  
S Structure  
Loop Arms



43.106 SI  
**Executive Visitor**  
SI Structure  
Integrated Arms



43.106 Z  
**Executive Visitor**  
Z Structure  
Integrated Arms



43.106 Z ROD  
**Executive Visitor**  
Z Structure with 50mm Casters  
Integrated Arms




43.122  
**Stool**  
Fixed Backrest  
TC Arms  
Nylon Base with glides (Plastic Base Option)  
\*Backrest Recliner System (SRE) Optional



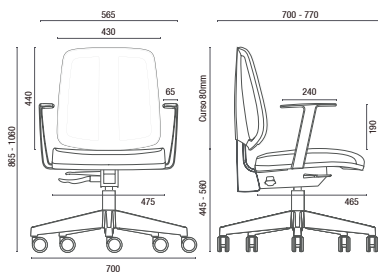
43.110  
**Executive Bench**  
Interleaved Loop Arms  
Black or Chrome Foot Structure  
Back glides with Adjustment  
\*Not available with TC Arms

## MESH COLORS

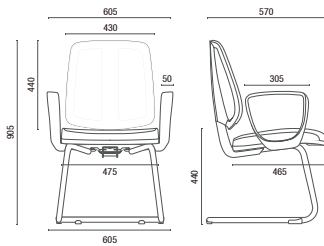




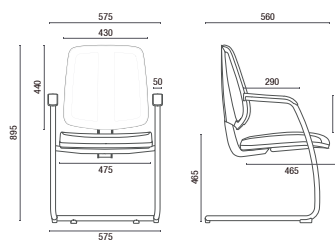
# TECHNICAL DRAWINGS



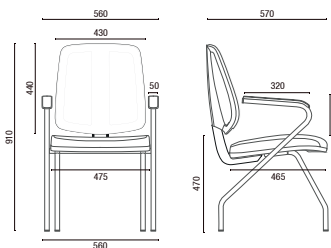
43.103 SRE Executive Swivel



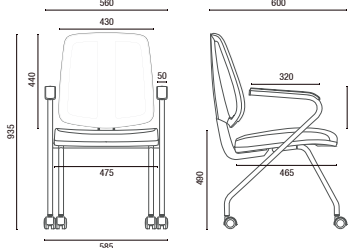
43.106 S Executive Visitor



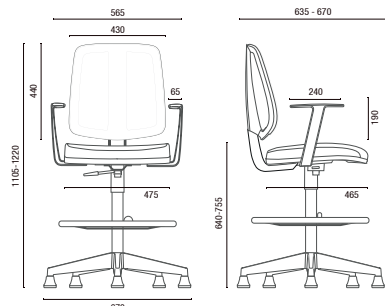
43.106 SI Executive Visitor



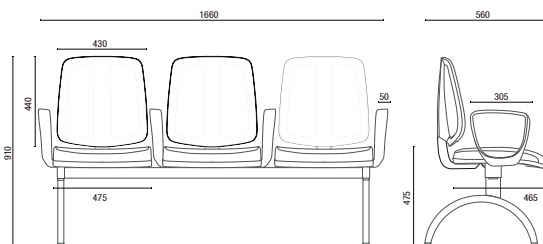
43.106 Z Executive Visitor



43.106 Z ROD Executive Visitor



43.122 Stool



43.110 Executive Bench

Interleaved Loop Arm Widths:

- 2 seats – 1110mm
- 3 seats – 1660mm
- 4 seats – 2195mm
- 5 seats – 2735mm

NOTE: Extreme measurements obtained without using a load gauge.



Cavaletti S/A Professional Seating  
Street Dr. Hiram Sampaio, 550  
Erechim/RS Brasil 99.706-461  
Fone/Fax: (54) 3520.4100  
comex@cavaletti.com.br  
www.cavaletti.com.br



The mark of responsible forestry

\*Certified Products with Ecological Label (Quality - ABNT - Environmental) or ABNT NBR 13962 Standard, under consultation with the Commercial Department - Public Sector.

Cavaletti®

PROFESSIONAL SEATING



Cavaletti Air




## Cavaletti Air

Air line products adapt to the shapes and needs of human beings. With adjustments designed to offer excellent ergonomics and comfort for heavy use, Air offers individual adjustment options such as lumbar support height and seat depth, which significantly increases body support areas, adapting according to the constitution of each user.






## CHARACTERISTICS




**LUMBAR SUPPORT**  
Adjustable Lumbar Support integrated into the backrest, allows for vertical adjustment of 50 mm of travel. Better support for the spine.



**COATINGS**  
Available seat coatings in Polyester, Polytex, Blend, Grid, Space, Haven, CEC - Stilo, Vinyl and Natural Leather.



**BACKREST**  
High-resistance injected plastic structure and support in mesh, available in Black and Gray.



**ARMREST**  
Adjustable Armrest SL, SL New PU, SL New PP (all with Side Adjustment option) or 3D (adjustable in height, advance and angle of PU support). Integrated Armrest in fixed models.

**MECHANISM**  
4-stage Synchron mechanism with front maniple tension adjustment or SRE MC mechanism (both with seat depth adjustment option). Rotating platform option for Meeting Rooms (SR).



**BASES**  
Base options in Aluminum or Nylon, with 65mm castors in Nylon or PU. Base in Steel with Plastic Cover, only 50mm castors in Nylon or PU.



**SEAT**  
Made of high performance foam with Gas Height Adjustment and Depth Adjustment option.



## CONFIGURATIONS



27001  
**Swivel Chair**  
Synchron RP  
Adjustable Lumbar Support  
3D Armrest  
Aluminum base



27001  
**Swivel Chair**  
Synchron RP  
Adjustable Lumbar Support  
3D Armrest  
Nylon base




27006 SI  
**Visitor Chair**  
SI Structure  
Integrated armrest  
Black color Mesh




27006 SI  
**Visitor Chair**  
SI Structure  
Integrated armrest  
Gray color Mesh

## MESH COLORS



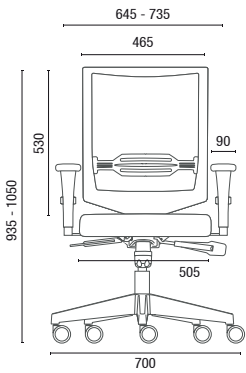
Black



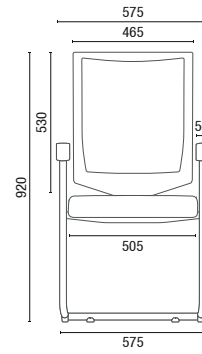
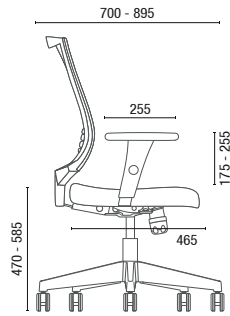
Gray



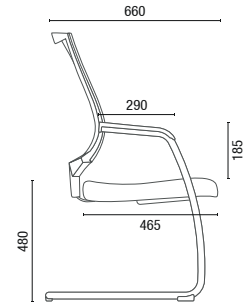
# TECHNICAL DRAWINGS



27001 **Swivel Chair**



27006 SI **Visitor Chair**



NOTE: Extreme measurements obtained without using a load gauge.



Cavaletti S/A Professional Seating  
 Street Dr. Hiram Sampaio, 550  
 Erechim/RS Brasil 99.706-461  
 Fone/Fax: (54) 3520.4100  
 comex@cavaletti.com.br  
 www.cavaletti.com.br



**Cavaletti**

PROFESSIONAL SEATING



**Cavaletti** NewNet  
**Cavaletti** NewNet Soft



# Cavaletti NewNet

The NewNet line offers the unique experience provided by the mesh backrest. Developed to continuously adapt to the curvature of the spine and provide greater support, this material also provides better natural ventilation when in use. NewNet Soft is the result of the union of the double membrane mesh with the flexibility of colors and coatings materials, combining the ergonomics provided by the mesh with the variety of finishes of an upholstered chair, in a sophisticated and unique design.





# CHARACTERISTICS



**ACCESSORIES**  
Headrest option available for models 16001 and 16501.



**MECHANISM**  
4-stage Synchron mechanism with front maniple tension adjustment or SRE MC Mechanism (both with option of seat depth adjustment) and on some models of the line, the Back Recline System (SRE).



**COATINGS**  
Different upholstery options for NewNet seat or NewNet Soft seat and backrest: Polyester, Space, CEC-Stilo, Vinyl, Blend, Politex, Haven, Natural Leather and Grid.



**BACKREST**  
Double membrane mesh (16000 models) with coating option for NewNet Soft (16500 models).



**SEAT**  
Seat in injected foam with Gas Height Adjustment.



**ADJUSTABLE ARMREST**  
Swivel Models with Adjustable Armrest SL, SL New PU, SL New PP (all with Side Adjustment option) or 3D (adjustable in height, advance and angle of the PU support).



**BASES**  
Base options in Aluminum or Nylon, with 65mm castors in Nylon or PU. Stamped or Steel Base with Plastic Cover, only 50mm castors in Nylon or PU.



**STRUCTURE**  
Fixed structures with Integrated Armrest. Chrome or Black Universal Finish.



NOTE: Product in this image coated in Natural Leather Caramel and in Black detail.

# CONFIGURATIONS

## NEUNET



16001 AC Swivel Chair Synchron Armrest 3D Aluminum Base



16001 Swivel Chair Synchron Armrest 3D Stamped Base



16002 Swivel Chair Synchron Armrest 3D Nylon Base



16003 SRE Swivel Chair Backrest Recline System Armrest SL Nylon Base



16006 S Visitor Chair S Structure Integrated Armrest



16010 Bench L2048 Fixed Armrest Loop Intercalated Rear Slider with Adjustment



16010 Bench L2048 Fixed Rear Slider with Adjustment

NOTE: Product in this image with Graphite Polyester coating (257)

## NEUNET SOFT



16501 AC Swivel Chair Synchron Armrest 3D Aluminum Base



16501 Swivel Chair Synchron Armrest 3D Stamped Base



16503 SRE Swivel Chair Backrest Recline System Armrest SL New PU Stamped Base

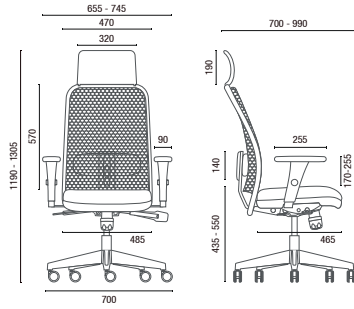


16506 S Visitor Chair S Structure Integrated Armrest

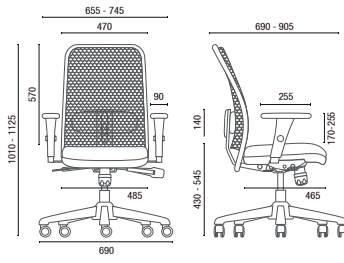
NOTE: Product in this image with Beige CEC-Stilo coating (080)



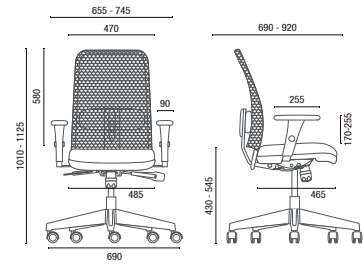
# TECHNICAL DRAWINGS



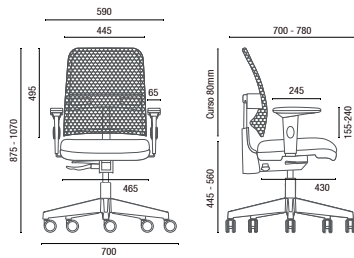
16001 AC Swivel Chair



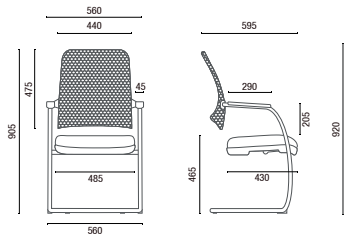
16001 Swivel Chair



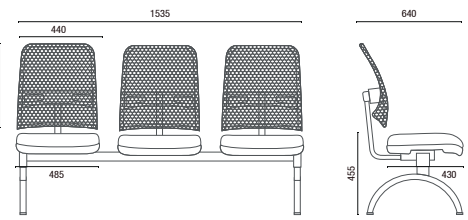
16002 Swivel Chair



16003 SRE Swivel Chair



16006 S Visitor Chair

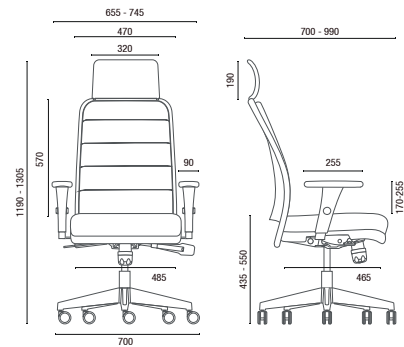


16010 Bench

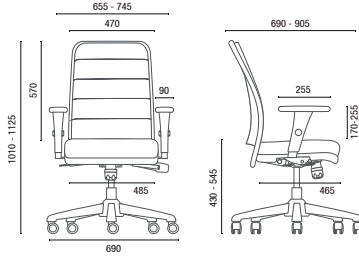
Armless widths:  
 2 Seats- 1010mm  
 3 Seats- 1535mm  
 4 Seats- 2070mm  
 5 Seats- 2600mm

Widths with intercalated Loop Arm:  
 2 Seats - 1145mm  
 3 Seats - 1675mm  
 4 Seats - 2190mm  
 5 Seats- 2730mm

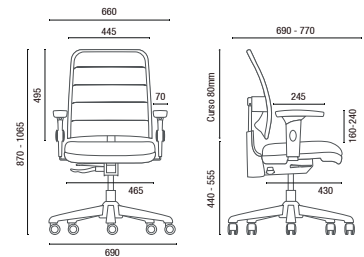
## NEUNET SOFT



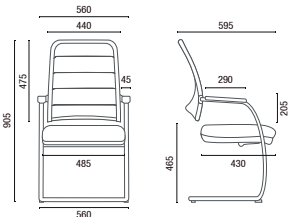
16501 AC Swivel Chair



16501 Swivel Chair



16503 SRE Swivel Chair



16506 S Visitor Chair

NOTE: Extreme measurements obtained without using a load gauge.



Cavaletti S/A Professional Seating  
 Street Dr. Hiram Sampaio, 550  
 Erechim/RS Brasil 99.706-461  
 Fone/Fax: (54) 3520.4100  
 comex@cavaletti.com.br  
 www.cavaletti.com.br



\*Certified Products with Ecological Label (Quality - ABNT - Environmental) or ABNT NBR 13962 Standard, under consultation with the Commercial Department - Public Sector.

**Cavaletti**

PROFESSIONAL SEATING



**Cavaletti PRO**






## Cavaletti Pro


Dynamic workspaces call for comfortable seating, practical and durable, that integrate with the architecture of each environment. Created to serve operational and management areas, the Pro line offers solutions to intelligently serve a wide variety of users, with a high level of comfort and functionality.



# CHARACTERISTICS



**HEAD SUPPORT**  
Headrest with 5 adjustment positions and 35 mm of travel. With generous dimensions, it offers greater support to the cervical region.




**COATINGS**  
Selected fabrics with double seams in the options: Polyester, Politex, Blend, Grid, Haven, Space, CEC - Stilo, Vinyl and Natural Leather.



**BACKREST**  
High (L AC), High (L), High (Operational) and Medium (Operational) backrests, with anatomical curvatures for Better spinal support.



**ARMRESTS**  
Adjustable Arms SL, SL New PU, SL New PP (all with option of Side Adjustment) or 3D (adjustable in height, advance and PU support angle).



**MECHANISMS**  
4-stage Synchron mechanism with front handle tension adjustment (with seat depth adjustment option), Relax Mechanism or Seat Recline System Backrest (SRE). Turntable option for Meeting Rooms (SR).



**SEAT**  
Seat in injected foam with gas height adjustment. Optional Depth adjustment when Synchron mechanism is available.



**BASES**  
Base options in Aluminum or Nylon, with 65mm castors in Nylon or PU. Steel Base with Cover, 50mm Casters Only in Nylon or PU.



**38001 L AC**  
**Swivel Highback**  
Synchron  
SL Armrests  
Aluminum Base



**STRUCTURES**  
Fixed bases in the Swing option with or without Integrated Arms (S or SI) and Stabilizer glides Chrome or Black Universal Finish.

# CONFIGURATIONS



**38001 L AC**  
**Swivel Highback**  
Synchron  
SL Armrests  
Steel Base with Cover



**38001 L**  
**Swivel Highback (Task)**  
Synchron  
SL New PU Arm  
Steel Base with Cover



**38001 SRE**  
**Swivel Midback**  
Backrest Recline System  
SL Armrests  
Steel Base with Cover



**38003 SRE**  
**Swivel Midback (Task)**  
Backrest Recline System  
SL Armrests  
Steel Base with Cover



**38022 SRE**  
**Swivel Stool**  
Backrest Recline System  
SL Armrests  
Steel Base with Cover



**38006 SI**  
**Visitor**  
SI Structure  
Integrated Arms



**38006 S**  
**Visitor**  
S Structure



**38007 SI**  
**Visitor Midback**  
SI Structure  
Integrated Arms



**38007 S**  
**Visitor Midbak**  
S Structure



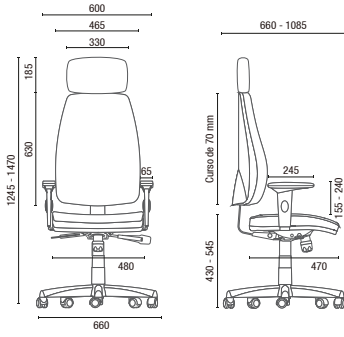
**38010**  
**Bench**  
Back glides with adjustment



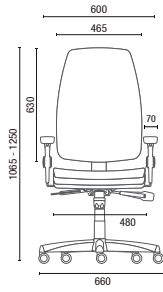
**38010**  
**Bench**  
American Intercalated Arms  
Back glides with adjustment



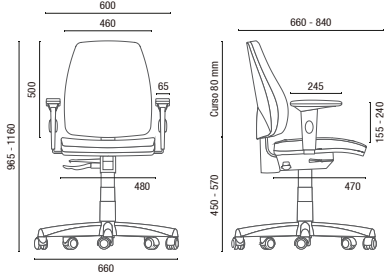
# TECHNICAL DRAWINGS



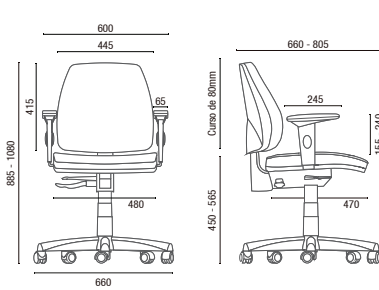
38001 L AC SINCRO Swivel Highback



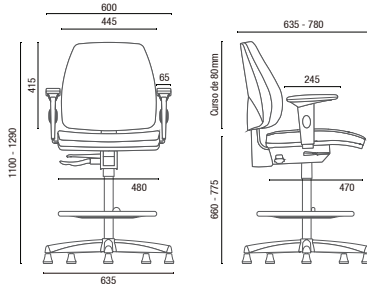
38001 L SINCRO Swivel Highback (task)



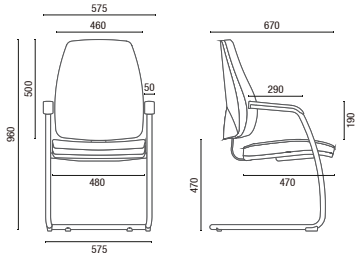
38001 SRE Swivel Midback



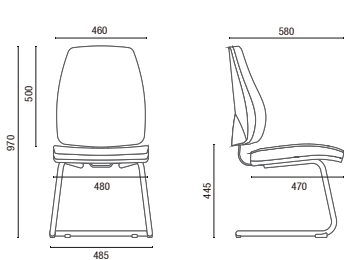
38003 SRE Swivel Midback (task)



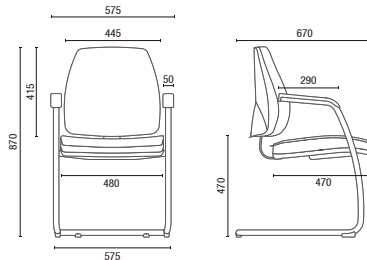
38022 SRE Swivel Stool



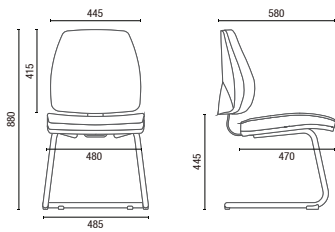
38006 SI Visitor Integrated Armrests



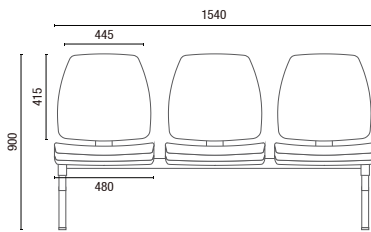
38006 S Visitor



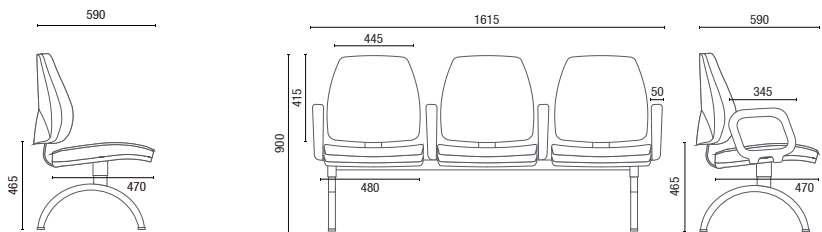
38007 SI Visitor Midback Integrated Armrests



38007 S Visitor Midback



38010 Bench  
Widths without Arm:  
2 seats - 1015mm  
3 seats - 1540mm  
4 seats - 2055mm  
5 seats - 2600mm



38010 Bench  
American Interleaved Arm Widths:  
2 seats - 1085mm  
3 seats - 1615mm  
4 seats - 2130mm  
5 seats - 2670mm

NOTE: Extreme measurements obtained without using a load gauge.



Cavaletti S/A Professional Seating  
Street Dr. Hiram Sampaio, 550  
Erechim/RS Brasil 99.706-461  
Fone/Fax: (54) 3520.4100  
comex@cavaletti.com.br  
www.cavaletti.com.br



The mark of responsible forestry



\*Certified Products with Ecological Label (Quality - ABNT - Environmental) or ABNT NBR 13962 Standard, under consultation with the Commercial Department - Public Sector.



**Cavaletti**<sup>®</sup>

PROFESSIONAL SEATING



**Cavaletti Mais**



## Cavaletti Mais

The Mais line offers design centered on the essentials, adapting to different styles of spaces. Developed using concepts ergonomics and state-of-the-art engineering, Mais has products functional and practical to use, facilitating the search for posture ideal workspace in a simple and uncomplicated way.






## CHARACTERISTICS



### COATINGS

Coatings available in Haven fabrics, Polyester, Politex, Mescla, Grid, Space, CEC - Stilo, Vinyl and Natural Leather.



### MECHANISMS

4-stage Synchron mechanism with tension regulation by front handle (with depth adjustment option of the seat). Turntable option for Meeting Rooms (SR).



### BACKREST

High and Medium backrests with anatomical curvatures for better spinal support.



### ARMRESTS

Swivel models with Adjustable Arms SL, SL New PU, SL New PP (all with Side Adjustment option) or 3D (adjustable in height, advance and angle of PU support).



### SEAT

Seat in injected foam with Gas Height Adjustment.



### BASES

Base options in Aluminum or Nylon, with 65mm castors in Nylon or PU. Covered Steel Base, Casters Only 50mm in Nylon or PU.



### STRUCTURE

Fixed base in Swing structure with Integrated Arm (SI) and fixed glides. Chrome or Black Universal Finish.

## CONFIGURATIONS



37001  
Swivel Highback  
Synchron  
3D Armrests  
Aluminum Base



37001  
Swivel Midback  
Synchron  
3D Armrests  
Nylon Base

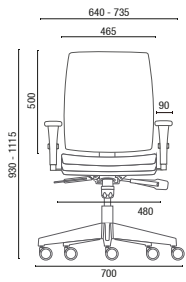


37002  
Swivel Midback  
Synchron  
SL New Pu Armrests  
Nylon Base

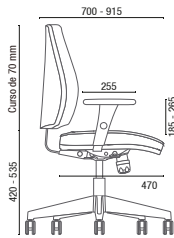


37006  
Visitor  
"SI" Structure  
Integrated Arms

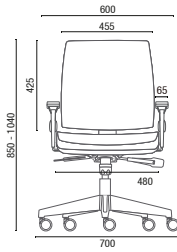
# TECHNICAL DRAWINGS



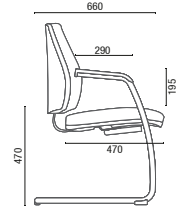
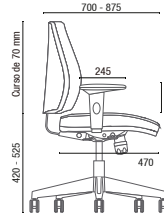
37001 **Swivel Highback**



37002 **Swivel Midback**



37006 **SI Visitor**



NOTE: Extreme measurements obtained without using a load gauge.



Cavaletti S/A Professional Seating  
Street Dr. Hiram Sampaio, 550  
Erechim/RS Brasil 99.706-461  
Fone/Fax: (54) 3520.4100  
comex@cavaletti.com.br  
www.cavaletti.com.br



\*Certified Products with Ecological Label (Quality - ABNT - Environmental) or ABNT NBR 13962 Standard, under consultation with the Commercial Department - Public Sector.



**Cavaletti**

PROFESSIONAL SEATING



**Cavaletti Slim**





## Cavaletti Slim

With Original Cavaletti Design, the Slim line has a back and seat with anatomical curvatures, Synchron mechanism with four locking positions, option of steel or aluminum bases and arms with 3D movements. In addition to being a complete corporate line, its minimalist design makes Slim ready to integrate more contemporary projects.



## CHARACTERISTICS



### COATINGS

Different coating options: Polyester, Grid, Space, CEC-Stilo, Vinyl and Natural Leather.



### MECHANISMS

4-stage Synchron mechanism with front maniple tension adjustment, Relax Mechanism or, in some models of the line, the Backrest Recline System (SRE).



### SEAT

Seat in high performance foam, with Gas Height Adjustment.



### ARMREST

Swivel models with Adjustable Armrest SL, SL New PU, SL New PP (all with Side Adjustment option) or 3D (adjustable in height, advance and angle of PU support).



### BASES

Base options in Aluminum or Nylon, with 65mm castors in Nylon or PU. Stamped or Steel Base with Cover, only 50mm castors in Nylon or PU.



### STRUCTURES

Fixed structures with Integrated Armrest. Optional casters in the Z structure. Chrome or Black Universal finish.



## CONFIGURATIONS



18001  
**Swivel Chair**  
Synchron  
SL Armrest  
Aluminum Base



18002  
**Swivel Chair**  
Synchron  
SL Armrest  
Stamped Base



18004 SRE  
**Swivel Chair**  
Backrest Recliner System  
SL Armrest  
Nylon Base



18006 Z ROD  
**Visitor Chair**  
Z Structure with casters  
Integrated Armrest



18006 Z  
**Visitor Chair**  
Z Structure  
Integrated Armrest



18006 P  
**Visitor Chair**  
P Structure  
Integrated Armrest



18006 S  
**Visitor Chair**  
S Structure  
Integrated Armrest



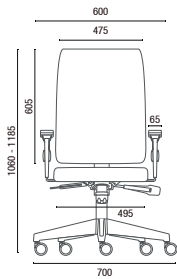
18007 S  
**Visitor Chair**  
S Structure  
Integrated Armrest



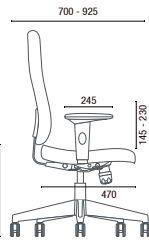
18010  
**Bench**  
Armrest Z Intercalated  
Optional without armrest  
Rear Slider with Adjustment



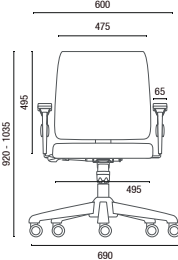
# TECHNICAL DRAWINGS



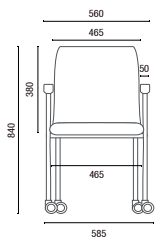
18001 Swivel Chair



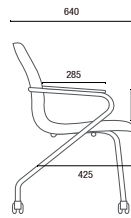
18002 Swivel Chair



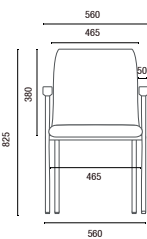
18004 SRE Swivel Chair



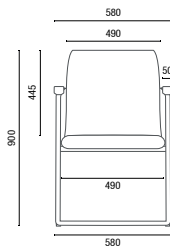
18006 Z ROD Visitor Chair



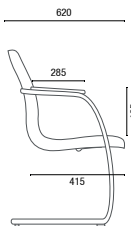
18006 Z Visitor Chair



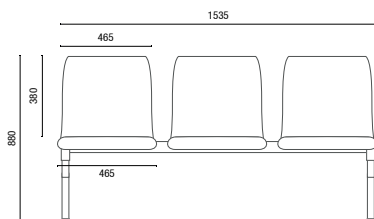
18006 P Visitor Chair



18006 S Visitor Chair



18007 S Visitor Chair



18010 Bench

Armless widths:

- 2 Seats – 1000mm
- 3 Seats – 1535mm
- 4 Seats – 2070mm
- 5 Seats – 2605mm

Intercalated Z Arm Widths:

- 2 Seats – 1105mm
- 3 Seats – 1660mm
- 4 Seats – 2160mm
- 5 Seats – 2675mm

NOTE: Extreme measurements obtained without using a load gauge.



Cavaletti S/A Professional Seating  
Street Dr. Hiram Sampaio, 550  
Erechim/RS Brasil 99.706-461  
Fone/Fax: (54) 3520.4100  
comex@cavaletti.com.br  
www.cavaletti.com.br



\*Certified Products with Ecological Label (Quality - ABNT - Environmental) or ABNT NBR 13962 Standard, under consultation with the Commercial Department - Public Sector.



**Cavaletti**

PROFESSIONAL SEATING



**Cavaletti Start**





## Cavaletti Start


The Start line offers a variety of models that adapt to different work spaces. With high quality and selected finishes, Start models are ergonomic and seek the ideal comfort for day-to-day offices.



# CHARACTERISTICS




**FINISHES**  
Different coating options:  
Polyester, Grid, Space, CEC - Stilo  
and Vinyl.



**MECHANISMS**  
4-stage Synchron mechanism with  
tension regulation by front handle,  
Backrest Recline System (SRE) or  
Relax mechanism (with backrest  
height adjustment option).  
On BG models, fixed backrest  
option (spring or L 2048) or  
adjustable backrest (L 2048).




**BACKREST**  
Backrests at three different heights:  
Highback, Midback and Lowback



**SEAT**  
Seat with gas height adjustment, with  
injected or expanded foam options. On  
models 4103, 4107, 4110 and 4123  
only injected foam. On model 4003,  
only expanded foam.



**ARMRESTS**  
Adjustable arms SL, SL New PU,  
SL New PP (all with option of Side  
Adjustment) or 3D (adjustable in  
height, advance and angle of the PU  
support). Fixed Arms in American  
and Loop options



**BASES**  
Base options in Aluminum or Nylon, with  
65mm castors in Nylon or PU. Stamped or  
Steel Base with Cover, only 50mm castors  
in Nylon or PU.



**STRUCTURES**  
Fixed structures in Arc type (A),  
Four legs (P) or Balance (S).

# CONFIGURATIONS



4001  
**Swivel Highback**  
Relax Mech  
SL Armrests



4002  
**Swivel Midback**  
Relax Mech  
SL Armrests



4003  
**Swivel Extra Modelo (140 kgs)**  
Relax Mech  
SL Armrests with Side Adjustment



4006 S  
**Visitor Highback**  
S Structure  
American Armrests



4006 PUE  
**Visitor**  
Retractable Clipboard  
American Armrests



4103  
**Swivel Lowback**  
Backrest Recline System  
SL New PU Armrests



4107 S  
**Visitor Midback**  
S structure



4123  
**Stool**  
Backrest Recline System  
SL New PU Armrests



4004  
**Swivel Lowback**  
L2048 with Adjustment  
SL Armrests



4008 A  
**Visitor Lowback**  
Fixed L2048  
Arch Structure



4022  
**Swivel Stool**  
L2048 with Regulation



**L2048**  
Backrest Height  
Adjustment  
(4004 and 4022)



4005  
**Bench**  
Double American Armrests



4110  
**Bench**



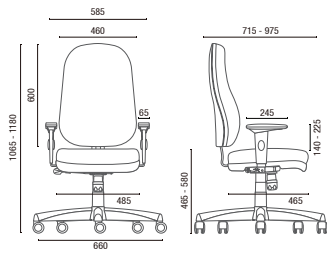
4005 U / 4110 U  
**Retractable Clipboard**  
Optional for 4005 and 4110



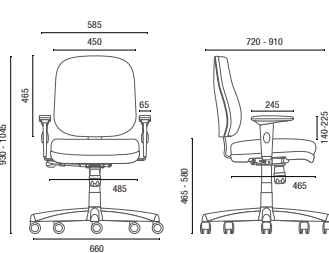
4009  
**Bench Lowback**  
L2048 fixed



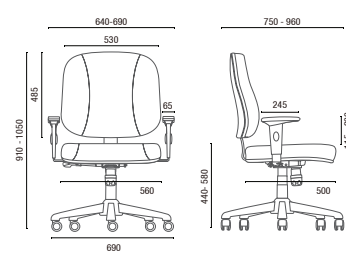
# TECHNICAL DRAWINGS



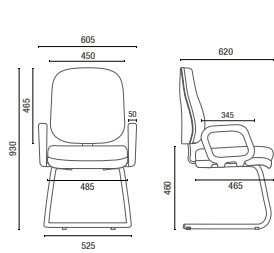
4001 Swivel Highback



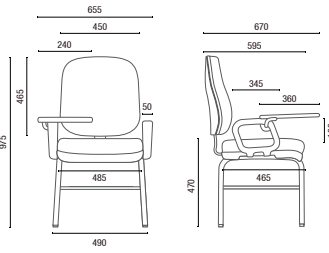
4002 Swivel Midback



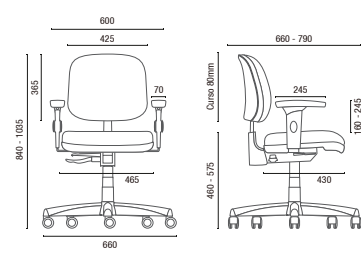
4003 Swivel Extra Model (140 kgs)



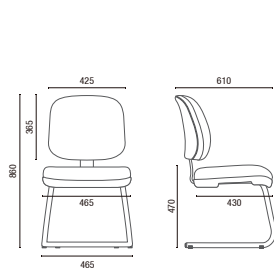
4006 S Visitor Highback



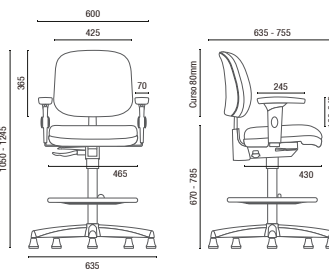
4006 PUE Visitor with Clipboard



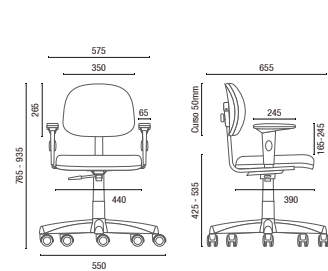
4103 SRE Swivel Task



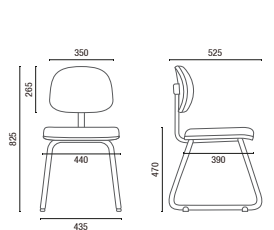
4107 S Visitor Midback



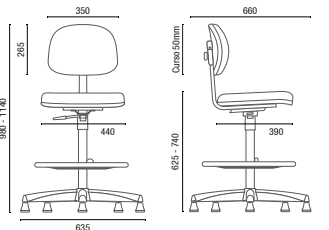
4123 SRE Swivel Stool



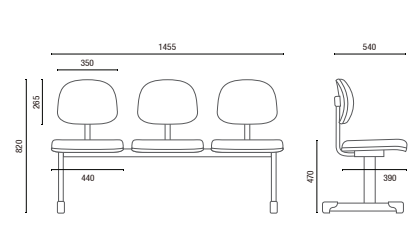
4004 Swivel lowback



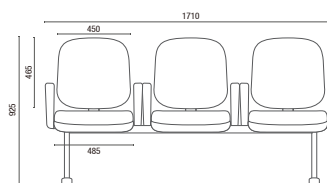
4008 A Visitor Lowback



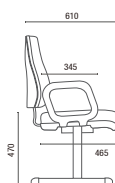
4022 BG Swivel Stool Lowback



4009 Bench  
Widths without Arm: 2 seats - 950mm 3 seats - 1455mm  
4 seats - 1965mm 5 seats - 2470mm



4005 Bench  
Double Arm Widths: 2 seats - 1140mm 3 seats - 1710mm  
4 seats - 2280mm 5 seats - 2850mm



4110 Bench  
Widths without Arm: 2 seats - 995mm 3 seats - 1530mm  
4 seats - 2065mm 5 seats - 2595mm

NOTE: Extreme measurements obtained without using a load gauge.



Cavaletti S/A Professional Seating  
Street Dr. Hiram Sampaio, 550  
Erechim/RS Brasil 99.706-461  
Fone/Fax: (54) 3520.4100  
comex@cavaletti.com.br  
www.cavaletti.com.br



\*Certified Products with Ecological Label (Quality - ABNT - Environmental) or ABNT NBR 13962 Standard, under consultation with the Commercial Department - Public Sector.

®

Cavaletti

PROFESSIONAL SEATING



Cavaletti Stilo






## Cavaletti Stilo

Equipped with the Original Cavaletti Recliner System (SRE), the Stilo line offers a series of ideal ergonomic adjustments to allow long working hours with proper posture, reducing physical strain. Its compact size only takes up the space needed, making it easy to move around in everyday life.



## CHARACTERISTICS



**COATINGS**  
Different coating options: Polyester, Grid, Space, CEC-Stilo and Vinyl.



**MECHANISMS**  
Backrest Recline System (SRE) or fixed BG or with adjustable backrest option (L 2048) on some models of the line.



**SEAT**  
Seat in injected foam with Gas Height Adjustment.



**ARMREST**  
Swivel Models with Adjustable Armrest SL, SL New PU, SL New PP (all with Side Adjustment option) or 3D (adjustable in height, advance and angle of the PU support). Fixed Armrest in American and Loop options.



**BASE**  
Steel Base with Plastic Cover. 50mm castors in Nylon or PU.



**STRUCTURES**  
Fixed structures in Arc (A), Toothpick (P) or Swing (S) options. Finished with Silver or Universal Black paint.

## CONFIGURATIONS



8203 SRE  
**Swivel Chair**  
Backrest Recliner System  
SL New PU Armrest



8203  
**Swivel Chair**  
Flange  
SL New PU Armrest  
L2048 Backrest Support



L2048  
Backrest  
Height  
Adjustment



8207 S  
**Visitor Chair**  
S Structure



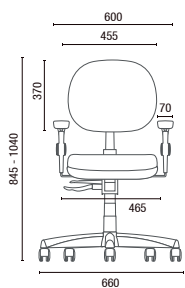
8223  
**Swivel Chair Stool**  
L2048 Backrest Support



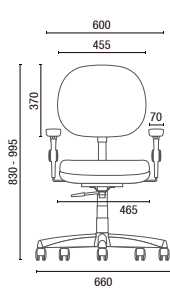
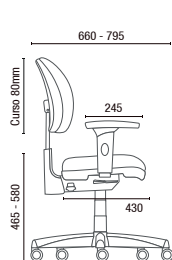
8210  
**Bench**



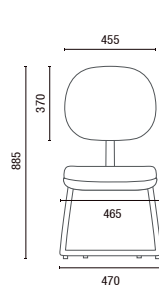
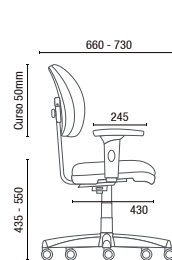
# TECHNICAL DRAWINGS



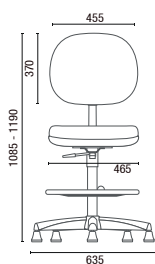
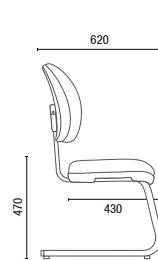
8203 SRE Swivel Chair



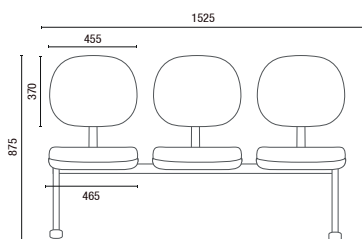
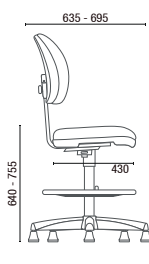
8203 BG Swivel Chair



8207 S Visitor Chair



8223 Swivel Chair Stool



8210 Bench

Armless widths:  
 2 Seats – 1000mm  
 3 Seats – 1525mm  
 4 Seats – 2045mm  
 5 Seats – 2585mm



NOTE: Extreme measurements obtained without using a load gauge.



Cavaletti S/A Professional Seating  
 Street Dr. Hiram Sampaio, 550  
 Erechim/RS Brasil 99.706-461  
 Fone/Fax: (54) 3520.4100  
 comex@cavaletti.com.br  
 www.cavaletti.com.br



\*Certified Products with Ecological Label (Quality - ABNT - Environmental) or ABNT NBR 13962 Standard, under consultation with the Commercial Department - Public Sector.



Cavaletti®

PROFESSIONAL SEATING



Cavaletti StartPlus





## Cavaletti StartPlus

With different finishing options, the Start Plus line combines handcrafted care with state-of-the-art technology. There are three available seam patterns that complete sophisticated environments in a subtle but striking way.




## CHARACTERISTICS



### COATINGS

Different coating options: Polyester, Grid, Space, CEG-Stilo and Vinyl. Two sewing options according to the model (3000 and 6000).



### BACKREST

Backrest in four different heights according to models: President, Director, Executive and Secretary.



### SEAT

Seat in injected foam with Gas Height Adjustment.



### BASES

Base options in Aluminum or Nylon, with 65mm castors in Nylon or PU. Base in Steel with Cover, only 50mm casters in Nylon or PU.



### MECHANISM

4-stage Synchron mechanism with tension regulation by front maniple, Backrest Recline System (SRE) or Relax mechanism (with backrest height adjustment option). On BG models, fixed backrest option (spring or L 2048) or adjustable backrest (L 2048).



### ARMREST

Swivel models with Adjustable Arms SL, SL New PU, SL New PP (all with Side Adjustment option) or 3D (adjustable in height, advance and angle of PU support). Fixed arms in American and Loop options.



### STRUCTURES

Fixed structures in Arc (A), 4 Foot (P) or Swing (S) options. Chrome Finish or Universal Black Painting.

## CONFIGURATIONS



3001  
President Swivel Chair  
Relax  
SL Armrest



3002  
Director Swivel Chair  
Relax  
SL Armrest



3006 S  
Director Visitor Chair  
S Structure  
American Armrest



3004 SRE  
Secretary Swivel Chair  
Back Recliner System  
SL New PU Armrest



L2048  
Backrest  
Height  
Adjustment



3008 S  
Secretary Visitor Chair  
S Structure



3022  
Secretary Stool Chair  
L2048 with Adjustment



3005  
Director Bench  
American Double Armrest



3009  
Secretary Bench



6001  
President Swivel Chair  
Relax  
SL Armrest



6002  
Director Swivel Chair  
Relax  
SL Armrest



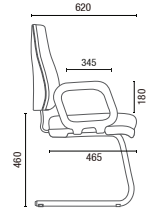
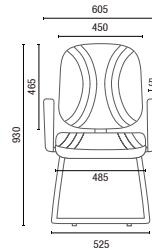
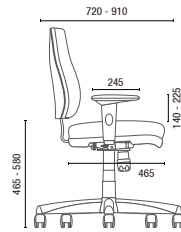
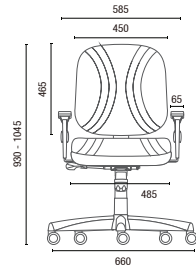
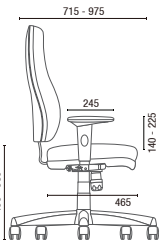
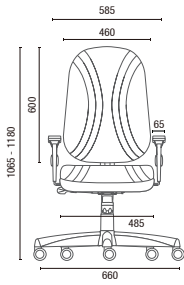
6006 S  
Director Swivel Chair  
S Structure  
American Armrest



6104 SRE  
Executive Swivel Chair  
Back Recliner System  
SL New PU Armrest



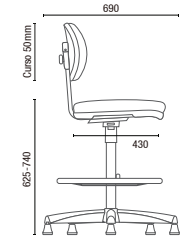
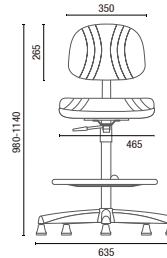
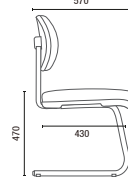
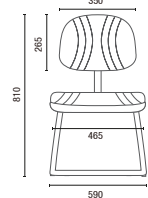
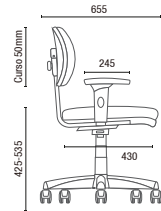
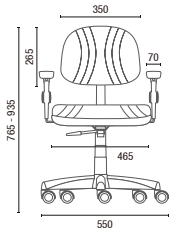
# TECHNICAL DRAWINGS



3001 President Swivel Chair

3002 Director Swivel Chair

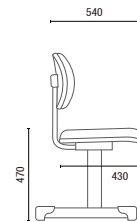
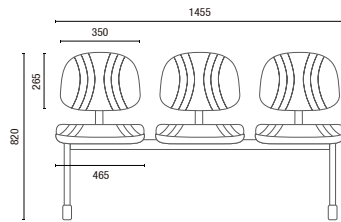
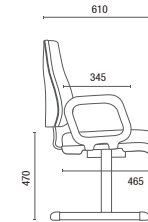
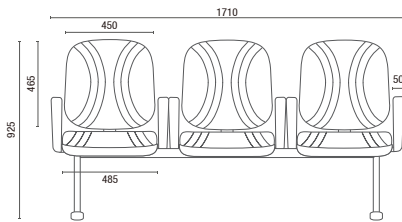
3006 S Director Visitor Chair



3004 Secretary Swivel Chair

3008 S Secretary Visitor Chair

3022 BG Secretary Stool Chair

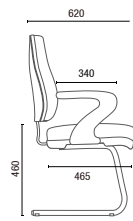
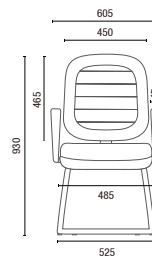
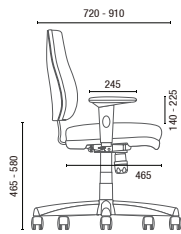
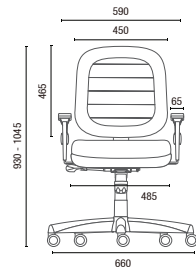
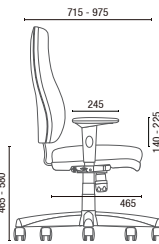
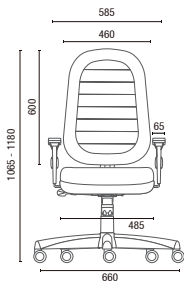


3005 Diretora Longarina

Double Arm Width:  
2 seats – 1140mm 3 seats – 1710mm 4 seats – 2280mm 5 seats – 2580mm

3009 Secretary Bench

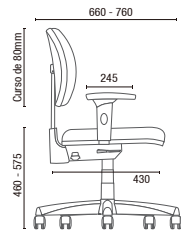
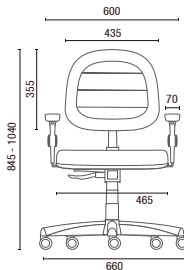
Width without Arm:  
2 seats – 950mm 3 seats – 1455mm 4 seats – 1965mm 5 seats – 2470mm



6001 President Swivel Chair

6002 Director Swivel Chair

6006 S Director Visitor Chair



6104 Executive Swivel Chair

NOTE: Extreme measurements obtained without using a load gauge.



Cavaletti S/A Professional Seating  
Street Dr. Hiram Sampaio, 550  
Erechim/RS Brasil 99.706-461  
Fone/Fax: (54) 3520.4100  
comex@cavaletti.com.br  
www.cavaletti.com.br



\*Certified Products with Ecological Label (Quality - ABNT - Environmental) or ABNT NBR 13962 Standard, under consultation with the Commercial Department - Public Sector.



Cavaletti®

PROFESSIONAL SEATING



Cavaletti Aura





## Cavaletti Aura

Cavaletti Aura epitomizes precision and inspiration. Technology and contemporary design. Minimalism and, at the same time, a wealth of details. Because of this plurality, so present, Aura is a versatile product, capable of adapting to the most diverse projects and environments.




## CHARACTERISTICS

## PRECISE DESIGN, INSPIRING SHAPES.

Cavaletti Aura combines technology and harmonic design, sophistication and versatility. A minimalist product in design, with numerous important details that you need to know.




**BACKREST**  
High or Mid backrest options, allowing its use and composition in different environments.



**COATING**  
A single high-resistance membrane is responsible for providing comfort and a perfect finish. Available in Black, Gray or fabric.




**MECHANISM**  
Synchron-type mechanism, with locking system in working position or in free-floating and automatic tension adjustment, adjusting to the user's weight without the need for manual adjustment.



**ARMREST**  
The arms are fixed and follow the striking curves, which go from the backrest structure to the seat base.



**BASES**  
Base options in Polished Aluminum and in Black and Gray colors, with mixed 60mm Castors.



**ADJUSTMENT**  
Adjustment controls are harmoniously integrated into the product design.







## CONFIGURATIONS

Check out the possible combination options for Cavaletti Aura below and choose yours.



44.101  
**Swivel Chair**  
Fabric  
Polished Aluminum Base



44.101  
**Swivel Chair**  
Black Mesh  
Black Base



44.101  
**Swivel Chair**  
Gray Mesh  
Gray Base



44.102  
**Swivel Chair**  
Fabric  
Polished Aluminum Base



44.102  
**Swivel Chair**  
Black Mesh  
Black Base



44.102  
**Swivel Chair**  
Gray Mesh  
Gray Base

## BASES

There are 3 different base options: in Polished Aluminum also Nylon base in black or gray color.



Polished Aluminum




Black




Gray

## COATINGS


Cavaletti Aura has 3 different coatings: Black Mesh, Gray Mesh and a Fabric coating. Check out the textures of each material below.



Fabric\*



Black Mesh

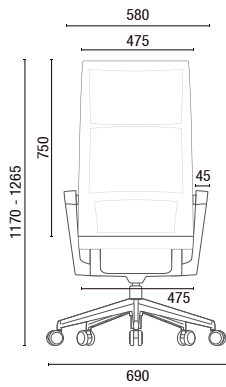


Gray Mesh

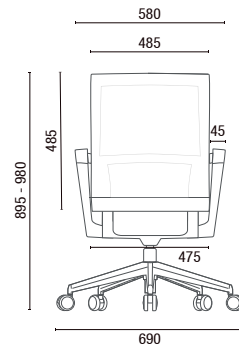
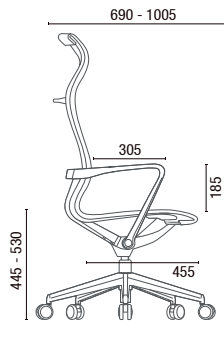
\*Fabric Coating can only be used with Black structure.



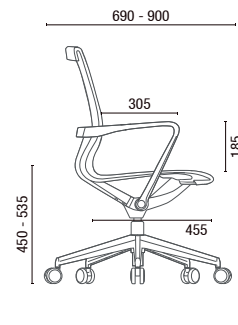
# TECHNICAL DRAWINGS



44.101 Swivel Chair



44.102 Swivel Chair



NOTE: Extreme measurements obtained without using a load gauge.



Cavaletti S/A Professional Seating  
 Street Dr. Hiram Sampaio, 550  
 Erechim/RS Brasil 99.706-461  
 Fone/Fax: (54) 3520.4100  
 comex@cavaletti.com.br  
 www.cavaletti.com.br



The mark of responsible forestry





**Cavaletti**

PROFESSIONAL SEATING



**Cavaletti** Leef



# Cavaletti Leef

Cavaletti Leef is an authorial design product, with minimalist lines and at the same time full of personality. A chair marked by its iconic look and a perfect combination of innovative features, capable of guaranteeing maximum comfort, whether for short or long term use.





## CHARACTERISTICS

The union between technical features and carefully designed details make Leef a unique chair, especially when you customize it according to your project.



NOTE: Product in these images and on the cover of this catalog coated in Natural Caramel Leather with Black Stitching Code 702.

## SIMPLY UNUSUAL

With a light and distinctive design, the Leef chair can be used for both directive and operative use.



NOTE: Products in this image coated in CEC-Stilo Fendi with Gray Stitching Code 754 and Brown with Copper Stitching Code 750.



Cavaletti partner since 2011, Marc Sapetti was born in Andorra and graduated in industrial design in Barcelona. In the following years he worked in relevant offices in Europe, culminating in the creation of his own office. Today, Sapetti Design Consultancy is a multi-award winning studio alongside Cavaletti. Among the awards are the IF Awards (Cavaletti Go) and the Good Design Award (Cavaletti Idea and Cavaletti Vélo).



# CONFIGURATIONS



45.101  
**Swivel Chair**  
Synchron RP  
4D-CA Armrest  
(Aluminum) Twin Base



45.101  
**Swivel Chair**  
Synchron RP  
3D Armrest  
(Aluminum) Twin Base




45.101  
**Swivel Chair**  
Synchron RP  
4D-CA Armrest  
(Nylon) UP Base

NOTE: Products in these images coated in Black Natural Leather with Copper Stitching Code 700.

# COATINGS

Use your imagination to customize your environment by setting up unique chairs. Check out the textures of each available coating below. There are several color options between Haven, CEC-Stilo, Natural Leather and Politex.




HAVEN  
15 Colors.




CEC - STILO  
10 Colors.



NATURAL LEATHER  
02 Colors.



POLITEX  
06 Colors.



GRID  
14 Colors.

# COMBINATIONS

Choose the coating and stitching pattern combination that best suits your project. There are 66 options available. To specify the combination, use the codes below. Example: Black Leather + Copper Stitching = Code 700 (Coating + Stitching = Code).

## Leather



|                     |              |         |             |         |               |         |                |         |
|---------------------|--------------|---------|-------------|---------|---------------|---------|----------------|---------|
| COATING + STITCHING | BLACK COPPER | CÓD 700 | BLACK BLACK | CÓD 701 | CARAMEL BLACK | CÓD 702 | CARAMEL COPPER | CÓD 703 |
|---------------------|--------------|---------|-------------|---------|---------------|---------|----------------|---------|


## Politex



|                     |                       |         |                          |         |              |         |             |         |                |         |                      |         |               |         |                     |         |
|---------------------|-----------------------|---------|--------------------------|---------|--------------|---------|-------------|---------|----------------|---------|----------------------|---------|---------------|---------|---------------------|---------|
| COATING + STITCHING | COFFEE W/ MILK COPPER | CÓD 734 | COFFEE W/ MILK DARK GRAY | CÓD 735 | BROWN SAND   | CÓD 736 | BROWN BLACK | CÓD 737 | METAL GRAY RED | CÓD 738 | METAL GRAY DARK GRAY | CÓD 739 | DARK GRAY RED | CÓD 740 | DARK GRAY DARK GRAY | CÓD 741 |
|                     | LILAC PINK            | CÓD 742 | LILAC PURPLE             | CÓD 743 | BLACK COPPER | CÓD 744 | BLACK BLACK | CÓD 745 |                |         |                      |         |               |         |                     |         |


## Haven

COATING + STITCHING



## CEC - Stilo

COATING + STITCHING



## GRID

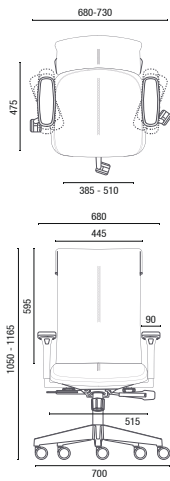
COATING + STITCHING



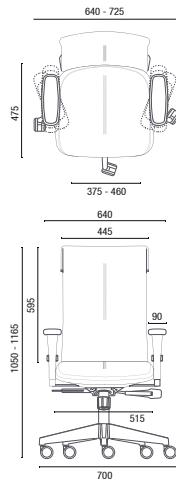
The colors and coatings shown in this catalog are illustrative and should be used for reference only. For more information, see the sample.



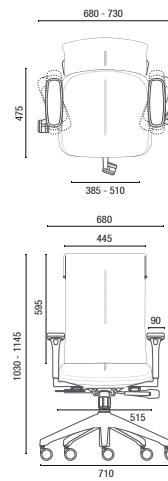
# TECHNICAL DRAWINGS



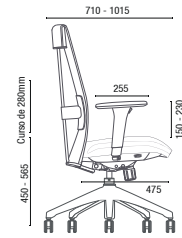
45.101 **Swivel Chair**  
4D-CA Armrest  
(Aluminum) Twin Base



45.101 **Swivel Chair**  
3D Armrest  
(Aluminum) Twin Base



45.101 **Swivel Chair**  
4D-CA Armrest  
(Nylon) UP Base



NOTE: Extreme measurements obtained without using a load gauge.



Cavaletti S/A Professional Seating  
Street Dr. Hiram Sampaio, 550  
Erechim/RS Brasil 99.706-461  
Fone/Fax: (54) 3520.4100  
comex@cavaletti.com.br  
www.cavaletti.com.br





**Cavaletti**

PROFESSIONAL SEATING



**Cavaletti C4**



# Cavaletti C4

Advanced ergonomic features and finished with aluminum accents make the Cavaletti C4 an ideal alternative for high-end directive spaces.



**ACCESSORIES**  
Fixed Headrest Option.  
Available in Black.



**MECHANISM**  
4-stage Synchron mechanism with seat depth adjustment and automatic tension adjustment, adjusting to the user's weight without the need for manual adjustment.



**BACKREST**  
Backrest in mesh, with upholstered and adjustable Lumbar Support. Apparent structure in Polished Aluminum.



**ARMREST**  
Height-adjustable 3D armrest, front horizontal movement or sideways. Soft touch PU support.



**BASES**  
Base options in Aluminum or Nylon, with 65mm castors in Nylon or PU.



**SEAT**  
Seat in injected foam with Depth Adjustment and Gas Height Adjustment. Coatings in Polyester, Grid, Haven, CEC-Stilo, Space, Vinyl and Natural Leather.



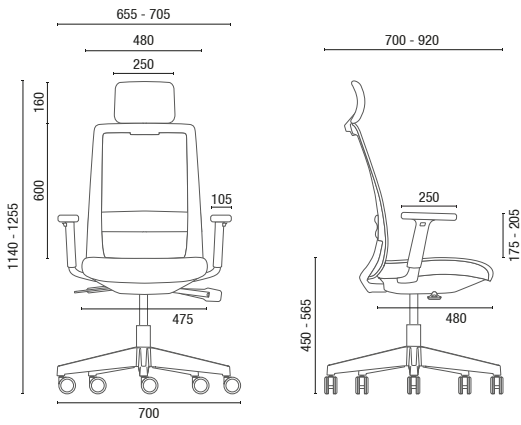
29001  
**Swivel Chair**  
Synchron  
Armrest 3D  
Nylon Base



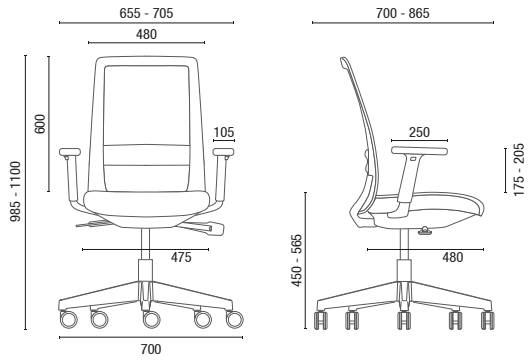
29001 AC  
**Swivel Chair**  
Synchron  
Armrest 3D  
Aluminum Base  
Headrest



# TECHNICAL DRAWINGS



29001 AC Swivel Chair with Headrest



29001 Swivel Chair

NOTE: Extreme measurements obtained without using a load gauge.



Cavaletti S/A Professional Seating  
 Street Dr. Hiram Sampaio, 550  
 Erechim/RS Brasil 99.706-461  
 Fone/Fax: (54) 3520.4100  
 comex@cavaletti.com.br  
 www.cavaletti.com.br





**Cavaletti**

PROFESSIONAL SEATING

**Cavaletti C3**



# Cavaletti C3

Simplicity and ergonomics. Essential attributes of a chair for demanding workspaces, where high performance is the most important objective.



28001  
Swivel Chair  
Synchron  
4D Armrest  
Steel Base with Cover



28001  
Swivel Chair  
Synchron  
4D Armrest  
Nylon Base



28001 AC  
Swivel Chair  
Synchron  
4D Armrest  
Aluminum Base  
Headrest

## CHARACTERISTICS



**ACCESSORIES**  
Headrest option with automatic height adjustment and 3D movements allowing better adjustment and accommodation. Available in Black.



**MECHANISM**  
4-stage Synchron mechanism with seat depth adjustment and automatic tension adjustment, adjusting to the user's weight without the need for manual adjustment.



**BACKREST**  
Backrest in black mesh with flexible and adjustable Lumbar Support.



**ARMREST**  
4D arm, adjustable in height, front horizontal movement, lateral and rotating in the horizontal plane. Soft touch PU support.



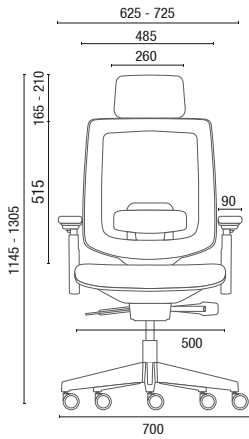
**BASES**  
Base options in Aluminum or Nylon, with 65mm castors in Nylon or PU. Base in Steel with Cover, only 50mm castors in Nylon or PU.



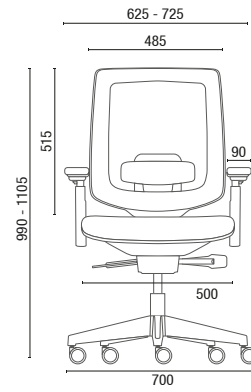
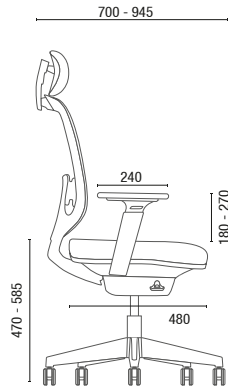
**SEAT**  
Seat in injected foam with Depth Adjustment and Gas Height Adjustment. Coatings in Polyester, Grid, Haven, CEC-Stilo, Space, Vinyl and Natural Leather.



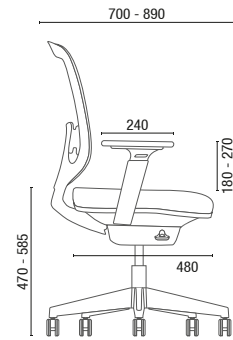
# TECHNICAL DRAWINGS



28001 AC Swivel Chair with Headrest



28001 Swivel Chair



NOTE: Extreme measurements obtained without using a load gauge.



Cavaletti S/A Professional Seating  
 Street Dr. Hiram Sampaio, 550  
 Erechim/RS Brasil 99.706-461  
 Fone/Fax: (54) 3520.4100  
 comex@cavaletti.com.br  
 www.cavaletti.com.br







**Cavaletti**

PROFESSIONAL SEATING

**Cavaletti** Way



# Cavaletti Way

The Cavaletti Way line offers a design inspired by slender, elegant silhouettes and a striking personality. Features three backrest height options to suit all types of directive spaces.



**BACKREST**  
Backrest 185 mm higher.  
Internal support in mesh  
for all models.

**HEADREST**  
Better support for the cervical  
region (model 19001 L).

**ADJUSTABLE ARMS**  
Adjustable Arms SL, SL New PU,  
SL New PP (all with option of Side  
Adjustment) or 3D (adjustable in  
height, advance and angle of the PU  
support).

**DETAILS**  
Sewing with exclusive design.

**MECHANISM**  
4-stage Synchron Mechanism with front  
manipule tension adjustment (with seat  
depth adjustment option).

**BASES**  
Base options in Aluminum or Nylon, with  
65mm castors in Nylon or PU. Base in  
Steel with Cover, only 50mm casters in  
Nylon or PU.

**STRUCTURES**  
Fixed swing frame with integrated  
arms (SI). Finishing in Universal Black  
or Chrome paint.

## CONFIGURATIONS



**19001 L**  
**Swivel Highback**  
Synchron  
3D Arms  
Aluminum Base  
Head Support



**19001**  
**Swivel Midback**  
Synchron  
SL New PU Arms  
Aluminum Base



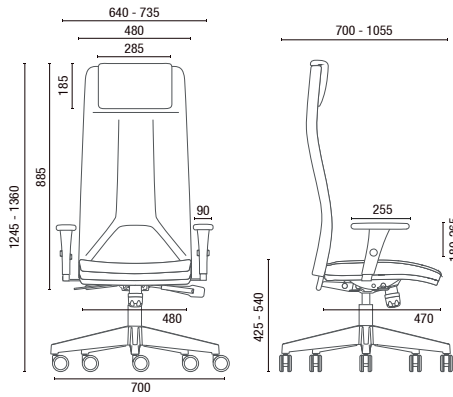
**19002**  
**Swivel Lowback**  
Synchron  
3D Arms  
Aluminum Base



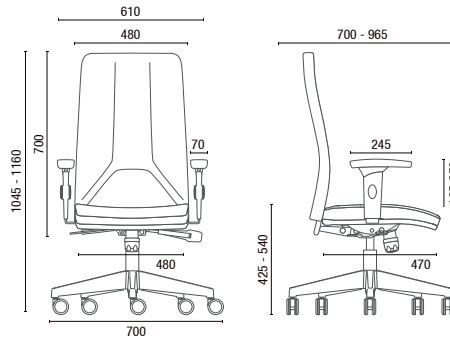
**19006 SI**  
**Visitor**  
SI Structure  
Integrated Arms



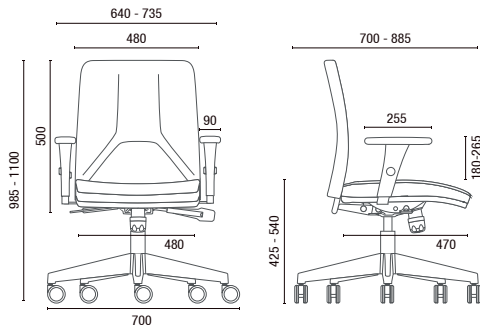
# TECNICAL DRAWINGS



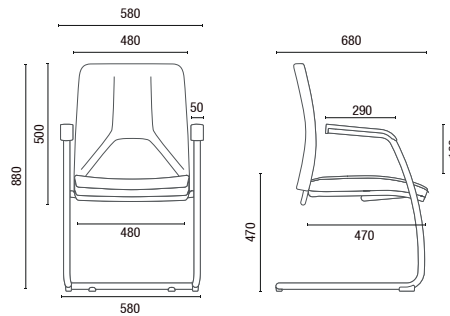
19001 L **Swivel Highback**



19001 **Swivel Midback**



19002 **Swivel Lowback**



19006 SI **Visitor**

NOTE: Extreme measurements obtained without using a load gauge.



PROFESSIONAL SEATING

Cavaletti S/A Professional Seating  
 Street Dr. Hiram Sampaio, 550  
 Erechim/RS Brasil 99.706-461  
 Fone/Fax: (54) 3520.4100  
 comex@cavaletti.com.br  
 www.cavaletti.com.br



The mark of responsible forestry





**Cavaletti**®

PROFESSIONAL SEATING



**Cavaletti** Essence





## Cavaletti Essence

In a directive space, it is essential to bring together in a single product, refined finishes, generous dimensions and ergonomic adjustments to ensure ample comfort in all the decisions of the day.



# CHARACTERISTICS



**BACKREST**  
Backrest with 750mm on the Highback model.




**MECHANISM**  
3-stage Synchron mechanism with tension regulation by front handle.



**COATINGS**  
Available in CEC - Stilo or 100% Natural Leather.



**ARMREST**  
Exclusive armrest, fixed in Aluminum or 4D in PU Soft Touch (adjustment in height, depth, lateral spacing and support rotation).



**COMFORT**  
Seat with two foam densities, distributed according to support area.



**SEAT**  
Seat with Depth Adjustment and Gas Height Adjustment.



**BASES**  
Base options in Aluminum or Nylon, with 65mm castors in Nylon or PU.



**STRUCTURE**  
Fixed base with front casters for better movement. Chrome or Black Universal Finish.

# CONFIGURATIONS



20.501  
**Swivel Highback**  
Synchron RP  
Fixed Aluminum Armrest  
Aluminum Base



20.502  
**Swivel Midback**  
Synchron RP  
Fixed Aluminum Armrest  
Aluminum Base



20.506 S  
**Visitor**  
Structures with front castors  
Fixed Aluminum Armrest



Mobility  
Front castors



20.501  
**Swivel Highback**  
Synchron RP  
4D Armrest  
Nylon Base




20.502  
**Swivel Midback**  
Synchron RP  
4D Armrest  
Nylon Base



20.506 S  
**Visitor Chair**  
Structure with front castors  
4D Armrest

# COATINGS

Natural Leather



Black White



Brown Caramel

CEC - Stilo



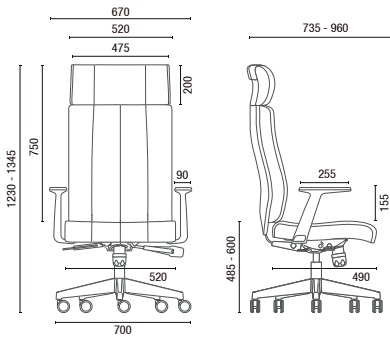
Black Gray White Beige Fendi



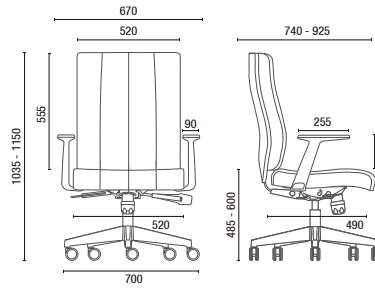
Red Wine Brown Green Blue



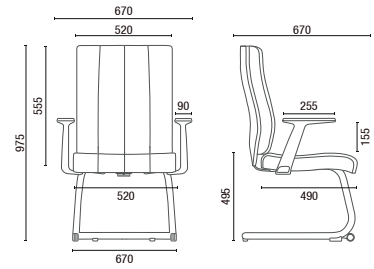
# TECHNICAL DRAWINGS



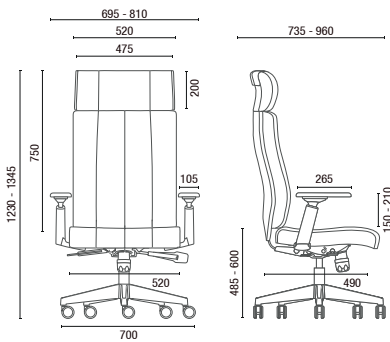
20.501 **Swivel Highback**  
Fixed Aluminum Armrest



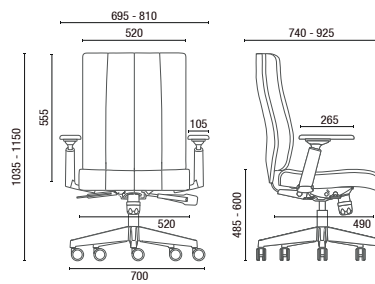
20.502 **Swivel Midback**  
Fixed Aluminum Armrest



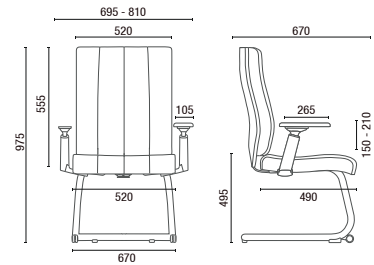
20.506 S **Visitor Chair**  
Fixed Aluminum Armrest



20.501 **Swivel Highback**  
4D Armrest



20.502 **Swivel Midback**  
4D Armrest



20.506 S **Visitor Chair**  
4D Armrest

NOTE: Extreme measurements obtained without using a load gauge.



Cavaletti S/A Professional Seating  
Street Dr. Hiram Sampaio, 550  
Erechim/RS Brasil 99.706-461  
Fone/Fax: (54) 3520.4100  
comex@cavaletti.com.br  
www.cavaletti.com.br





**Cavaletti**

PROFESSIONAL SEATING



**Cavaletti Prime**  
**Cavaletti Master**




# CHARACTERISTICS



**COATING**  
Models with black Natural Leather coating.



**MECHANISM**  
5-stage eccentric synchron mechanism with adjustment of tension by front maniple.



**ARMREST**  
Aluminum Articulated Arms with PU support.




**BASES**  
Aluminum base with exclusive design. 60mm PU castors.



PRIME 20200



**SEAT**  
In multidensity foam, with Gas Height Adjustment;



**STRUCTURE**  
Fixed structure in Balance option (S) with Chrome finish.



PRIME 20100  
MASTER 20000



**COATINGS**  
Coatings in CEC-Stilo, Vinyl and Black Natural Leather. Sewing options depending on the model (20000 or 20100).



**MECHANISM**  
Relax mechanism with locking system in working position or free floating, with tension regulation by front maniple.



**ARMREST**  
Fixed Arm Chrome with PP finish.



**BASES**  
Stamped, Aluminum and Elliptical Bases Options (finish chrome plated), with 50mm castors in Nylon or PU.



# Cavaletti Prime

To be Prime is to be entitled to the best. For this reason, the seats for directive areas of the Prime line are carefully produced to the details, using noble materials and exquisite construction.



## CONFIGURATIONS

### PRIME 20200



20201  
**Swivel Chair**  
Eccentric Synchron  
Articulable Arms  
Aluminum Base



20202  
**Swivel Chair**  
Eccentric Synchron  
Articulable Arms  
Aluminum Base



20206 S  
**Visitor Chair**  
S Structure  
Articulable Arms

### PRIME 20100



20101  
**Swivel Chair**  
Relax  
Fixed Arms  
Stamped Base



20102  
**Swivel Chair**  
Relax  
Fixed Arms  
Stamped Base



20103  
**Extra Swivel Chair**  
Relax  
Fixed Arms  
Stamped Base



20106 S  
**Visitor Chair**  
S Structure  
Fixed Arms

### MASTER 20000



20001  
**Swivel Chair**  
Relax  
Aluminum Base



20002  
**Swivel Chair**  
Relax  
Estamped Base

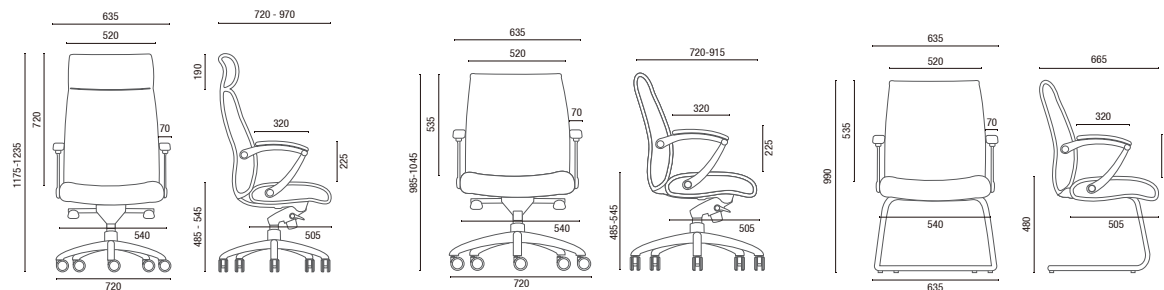


20006 S  
**Visitor Chair**  
Balance Structure (S)



# TECHNICAL DRAWINGS

## PRIME 20200

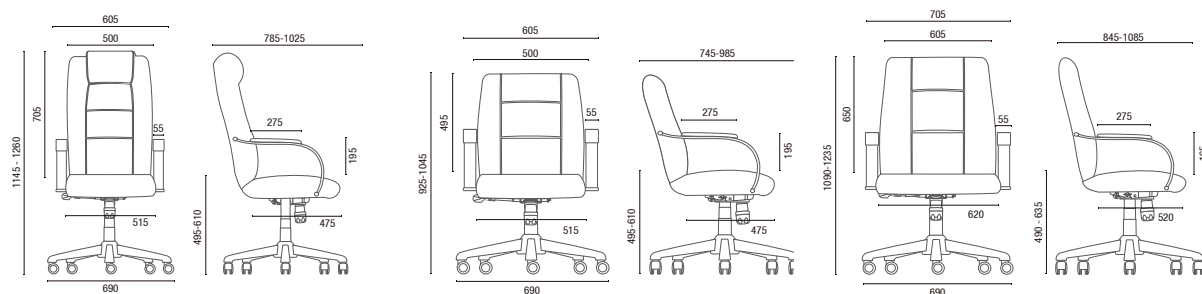


20201  
Swivel Chair

20202  
Swivel Chair

20206  
Visitor Chair

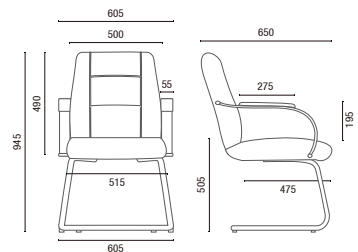
## PRIME 20100



20101  
Swivel Chair

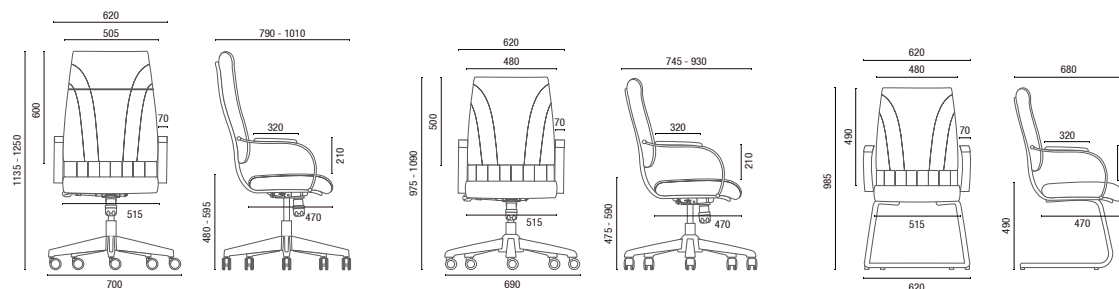
20102  
Swivel Chair

20103  
Extra Swivel Chair



20106 S  
Visitor Chair

## MASTER 20000



20001  
Swivel Chair

20002  
Swivel Chair

20006 S  
Visitor Chair

NOTE: Extreme measurements obtained without using a load gauge.



Cavaletti S/A Professional Seating  
Street Dr. Hiram Sampaio, 550  
Erechim/RS Brasil 99.706-461  
Fone/Fax: (54) 3520.4100  
comex@cavaletti.com.br  
www.cavaletti.com.br





A close-up photograph of a white leather office chair. The focus is on the armrest and the side of the seat. The leather has a subtle, cracked texture. The armrest is made of a polished, reflective chrome material. The stitching is visible along the edges of the leather panels.

**Cavaletti**®

PROFESSIONAL SEATING

**Cavaletti** Chroma



# Cavaletti Chroma

The Chroma line features 100% natural leather beauty associated with the lightness of chrome through a design classic and timeless.



**COATINGS**  
100% Natural Leather Coating with four color options.

**MECHANISM**  
Relax mechanism with locking system in working position or free floating, with tension regulation by front handle.

**SEAT**  
Seat with protection at the bottom, preventing the leather stay marked. Gas Height Adjustment.

**ARMRESTS**  
Arms integrated to the structure, which provide greater strength constructive and durability.

**BASES**  
Options for Stamped or Elliptical Bases (chrome finish), with 50mm castors in Nylon or PU. Aluminum Base with 65mm castors in Nylon or PU.

**STRUCTURE**  
Fixed Swing Structure (S) with Chrome finish.

## CONFIGURATIONS



14001  
**President Swivel**  
Relax Mechanism  
Integrated Arms  
Elliptical Base



14001  
**Swivel**  
Relax Mechanism  
Integrated Arms  
Stamped Base



14004  
**Swivel**  
Fixed Mechanism  
Integrated Arms  
Elliptical Base




14007 S  
**Visitor**  
"S" Type Astructure  
Integrated Arms

## COLORS

The Chroma line offers 100% Natural Leather coating with four color options: Brown, Beige, Black and White.




958  
**Brown**



977  
**Beige**



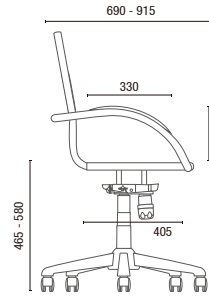
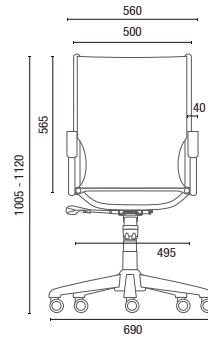
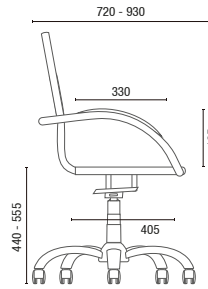
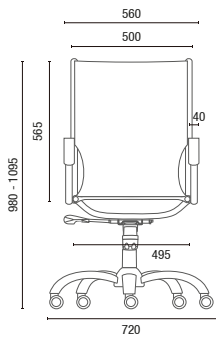
991  
**Black**



995  
**White**

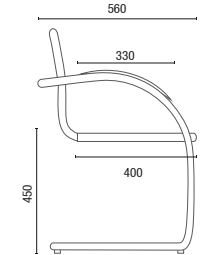
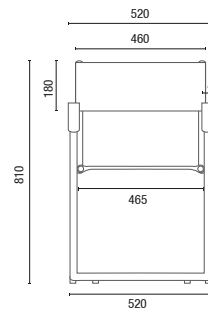
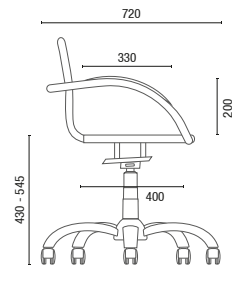
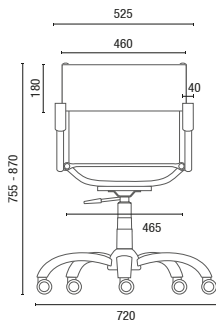


# TECHNICAL DRAWINGS



14001 Swivel Elliptical Base

14001 Swivel Stamped Base



14004 Swivel Elliptical Base

14007 S Visitor

NOTE: Extreme measurements obtained without using a load gauge.



Cavaletti S/A Professional Seating  
 Street Dr. Hiram Sampaio, 550  
 Erechim/RS Brasil 99.706-461  
 Fone/Fax: (54) 3520.4100  
 comex@cavaletti.com.br  
 www.cavaletti.com.br





Cavaletti®

PROFESSIONAL SEATING

Cavaletti Joy





## Cavaletti Joy

Light. Simple. Uncomplicated.

Cavaletti Joy offers the simplicity of a design without excesses, combined with the practicality of a color palette exclusive.

Compact and functional, it's a smart way to make all kinds of more attractive and laid-back collective environment.





## CHARACTERISTICS

There are times when everything  
what we need is to uncomplicate it.



**HANDLE**  
Smart design, allows  
practicality in handling.



**CLICKS**  
No screws.  
The mounting system is  
all by click.



**PROTECTION**  
Support for stacking with  
TPE stickers.



**STACKING**  
Stackable up to 10 units.

## COMPOSITIONS



41.008  
**Off White**  
Off White Plastics 44  
Base White Ultra Matte  
Chrome Base Option



41.008  
**Gray**  
Gray Plastics 41  
Silver Base  
Chrome Base Option



41.008  
**Graphite**  
Graphite Plastics 45  
Ultra Matte Graphite Base  
Chrome Base Option



41.008  
**Black**  
Black Plastics 06  
Universal Black Base  
Chrome Base Option



41.008  
**Blue**  
Night Blue Plastics 32  
Ultra Matte Blue Base  
Chrome Base Option



41.008  
**Olive**  
Olive Plastic 76  
Ultra Matte Olive Base  
Chrome Base Option



41.008  
**Sand**  
Sand Plastics 77  
Ultra Matte Sand Base  
Chrome Base Option



41.008  
**Tile**  
Tile Plastics 78  
Ultra Matte Tile Base  
Chrome Base Option



41.008  
**Yellow**  
Yellow Plastics 16  
Ultra Matte Yellow Base  
Chrome Base Option



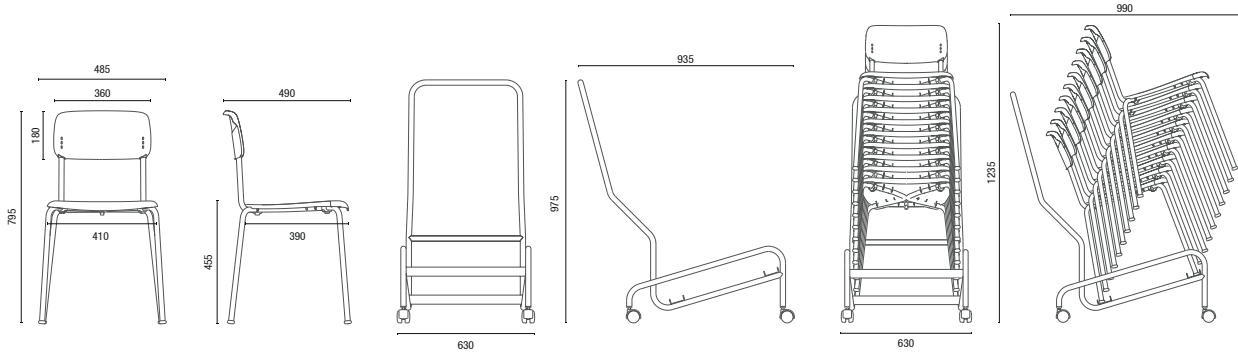
41.008  
**Red**  
Red Apple Plastics 43  
Ultra Matte Red Base  
Chrome Base Option



**Trolley**  
Maximum stacking: 10 units



# TECHNICAL DRAWINGS



41.008 Visitor Chair

Joy Trolley

Joy Trolley  
Maximum stacking: 10 units

NOTE: Extreme measurements obtained without using a load gauge.

## STRUCTURES

|               | Universal Black (101) | Semi Matte Silver (13) | Chrome (05) | Ultra Matte Graphite (80) | Ultra Matte Red (85) | Ultra Matte Tile (84) | Ultra Matte Yellow (86) | Ultra Matte Sand (83) | Ultra Matte Olive (82) | Ultra Matte Blue (81) | Ultra Matte White (79) | Ultra Matte Soft Pink (100) |
|---------------|-----------------------|------------------------|-------------|---------------------------|----------------------|-----------------------|-------------------------|-----------------------|------------------------|-----------------------|------------------------|-----------------------------|
| Black 06      | ●                     | ●                      | ●           |                           |                      |                       |                         |                       |                        |                       |                        |                             |
| Graphite 45   | ●                     | ●                      | ●           | ●                         |                      |                       |                         |                       |                        |                       |                        |                             |
| Red Apple 43  | ●                     | ●                      | ●           |                           | ●                    |                       |                         |                       |                        |                       |                        |                             |
| Tile 78       | ●                     | ●                      | ●           |                           |                      | ●                     |                         |                       |                        |                       |                        |                             |
| Yellow 16     | ●                     | ●                      | ●           |                           |                      |                       | ●                       |                       |                        |                       |                        |                             |
| Sand 77       | ●                     | ●                      | ●           |                           |                      |                       |                         | ●                     |                        |                       |                        | ●                           |
| Olive 76      | ●                     | ●                      | ●           |                           |                      |                       |                         |                       | ●                      |                       |                        |                             |
| Night Blue 32 | ●                     | ●                      | ●           |                           |                      |                       |                         |                       |                        | ●                     |                        |                             |
| Gray 41       | ●                     | ●                      | ●           |                           |                      |                       |                         |                       |                        |                       |                        |                             |
| Off White 44  | ●                     | ●                      | ●           |                           |                      |                       |                         |                       |                        |                       | ●                      |                             |

PLASTICS



Cavaletti S/A Professional Seating  
Street Dr. Hiram Sampaio, 550  
Erechim/RS Brasil 99.706-461  
Fone/Fax: (54) 3520.4100  
comex@cavaletti.com.br  
www.cavaletti.com.br





**Cavaletti**

PROFESSIONAL SEATING



Cavaletti Go



## Cavaletti Go

The Go line was created to offer flexibility – both aesthetic and functional – for contemporary environments. Thus, the original concept unfolds in multiple configurations to meet the needs of each use – Can be in a meeting room, a cafe, a waiting space or even a home office.

The result is a pure design, with precise and iconic lines, which can be complemented with accessories for progressive levels of comfort according to the time of use. The complements allow you to modify the product's aesthetics and adapt it to the identity of each space.



product  
design award

2013





# CHARACTERISTICS

## VERSATILE ARMS

Integrated into the product design, allowing for stacking.



## STACKING PROTECTION

Injected counter seat for protection during stacking.



## SMART UPHOLSTERY

Allows the addition of upholstery independently on the seat and backrest, increasing the comfort level progressively. Available in two thickness options: 7mm or 25mm.



## STACKING CAPACITY

Stacking up to 15 chairs (on trolley for transport).  
Stacking up to 6 chairs (outside the trolley).



\*Trolley for optional transport.

# COLORS AND FINISHES

## SEWINGS



Smooth Diamond Aleatory Custom Embroidery



06 Black 45 Graphite 41 Gray 44 Off White 42 Blue Marine 40 Lime Green 43 Apple Red 33 Orange 60 Yellow

## STRUCTURES



Chrome (05) Universal Black (101) Semi Matte Silver (13) Bright Gray (12) Ultra Matte Graphite (80) Ultra Matte White (79) Ultra Matte Red (85) Ultra Matte Tile (84) Ultra Matte Yellow (86) Ultra Matte Sand (83) Ultra Matte Olive (82) Ultra Matte Blue (81) Ultra Matte Soft Pink (100)

# CONFIGURATIONS

## GO BASIC

Optional Armrests

## GO SOFT

Optional Armrests  
Upholstered Seat

## GO COMPLETE

Optional Armrests  
Upholstered Seat and Backrest

34003  
Swivel



34006  
Visitor



34020  
High Stool



## SPECIAL MODELS

Special models available in Basic, Soft and Complete versions.



34006 P  
Visitor  
4 Feet Structure  
Optional Armrests



34006 P ROD  
Visitor  
4 Feet Structure with Castors  
Optional Armrests

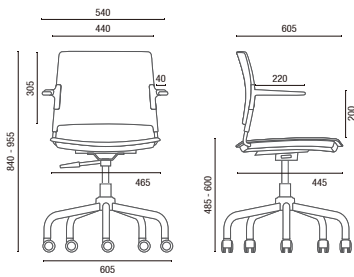


34006  
Clipboard  
Fixed (U), Removable (UR) Options  
and Retractable (UE)

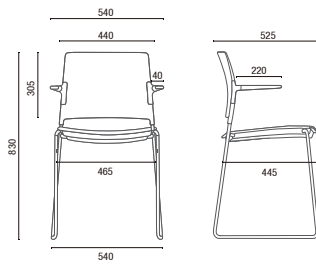


34010  
Bench  
Optional Armrests  
Back glides with adjustment  
Available in 2, 3, 4 or 5 Seats.

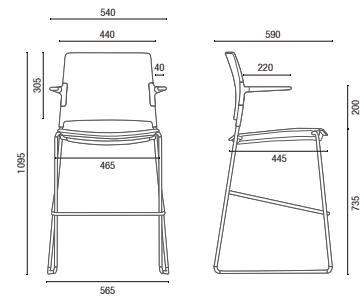
# TECHNICAL DRAWINGS



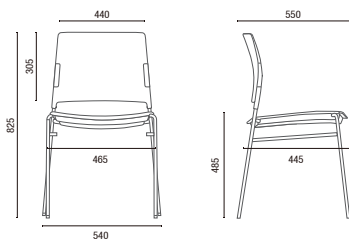
34003 Swivel



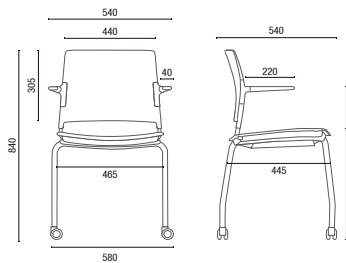
34006 Visitor



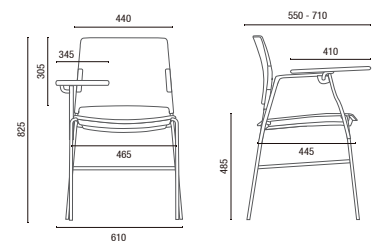
34020 High Stool



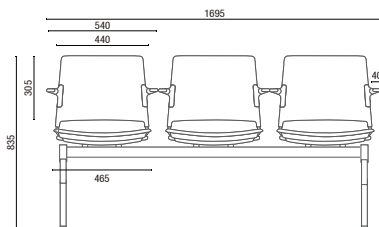
34006 P Visitor



34006 P ROD Visitor with Castors

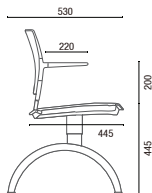


34006 U Clipboard

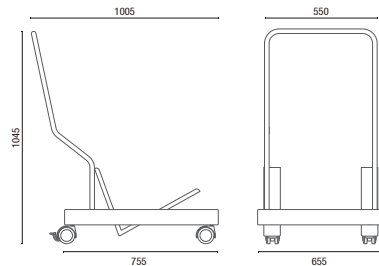


34010 Bench

Width with Armrest:  
 2 Seats - 1110mm  
 3 Seats - 1695mm  
 4 Seats - 2270mm  
 5 Seats - 2860mm



Trolley  
 Maximum stacking: 15 units



NOTE: Extreme measurements obtained without using a load gauge.



Cavaletti S/A Professional Seating  
 Street Dr. Hiram Sampaio, 550  
 Erechim/RS Brasil 99.706-461  
 Fone/Fax: (54) 3520.4100  
 comex@cavaletti.com.br  
 www.cavaletti.com.br





**Cavaletti**

PROFESSIONAL SEATING



**Cavaletti** Stay

# Cavaletti Stay

People's relationship with time has changed...

Connectivity has transformed the way we live, work, relax.

Today, every place can be a productive environment: a waiting room, a cafe, a library.

And this change calls for chairs suitable for this new behavior.

Stay The line offers optimal comfort for all the moments.



PRODUTIVIDADE Stay  
"in between" conectividade  
NO PROBLEMS & LEITURA  
cadeiras praticidade & CONFORTO  
NOVAS IDEIAS  
LIGHT Cavaletti  
NEW CORES TEMPO interação  
NEW ambientes criativos  
DIVERSÃO &





TIVIDADE Stay  
 "conectividade  
 PROBLEMS  
 LEITURA  
 IDEIAS  
 Cavaletti  
 TEMPO interação  
 ntes criativos  
 DIVERSÃO &  
 Conforto



## CONFIGURATIONS



33106 P  
 Stackable Visitor  
 4 Feet Structure  
 Integrated Arms  
 Maximum stacking: 04 units



33107 A  
 Visitor  
 Arch Structure  
 Integrated Arms



33108  
 Swivel  
 Integrated Arms



33104  
 Swivel  
 Integrated Arms



33206  
 Visitor  
 Varnished Wooden Feet




33120  
 High Stool  
 4 feet Structure  
 Integrated Arms




33110  
 Bench  
 Integrated Arms

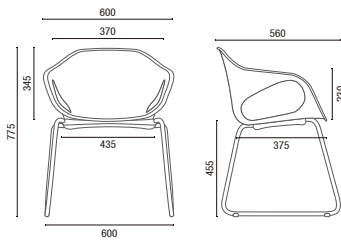
## STRUCTURES



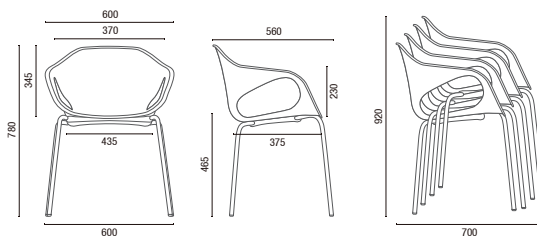
## COLORS



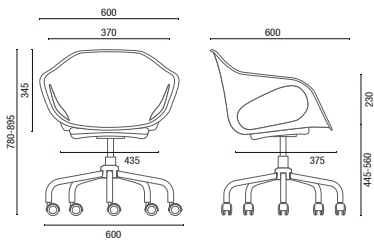
# TECHNICAL DRAWINGS



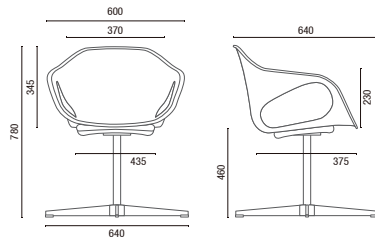
33107 A **Visitor**



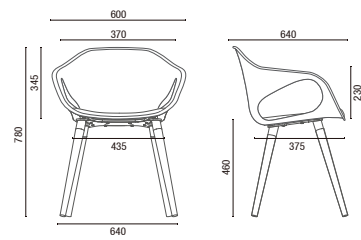
33106 P **Visitor stackable**  
Maximum stacking: 04 units



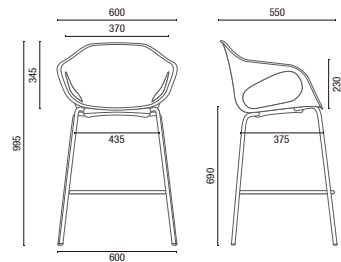
33104 **Swivel**



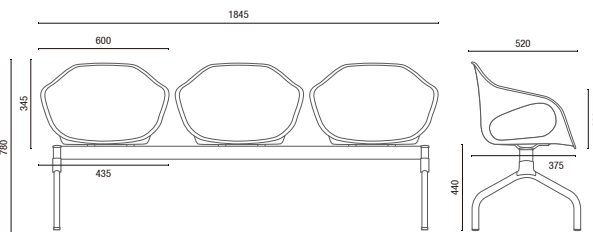
33108 **Swivel**



33206 **Visitor**



33120 **High stool**



33110 **Bench**  
Width:  
2 Seats – 1230mm  
3 Seats – 1845mm  
4 Seats – 2470mm  
5 Seats – 3090mm

NOTE: Extreme measurements obtained without using a load gauge.





Cavaletti®

PROFESSIONAL SEATING



Cavaletti Viva

# Cavaletti Viva

Inspired by nature, the Viva line brings exclusive tones to be combined with different configurations, adapting to any environment. In addition to the variety of colors, the products feature a Cavaletti design, which is exclusive and more ergonomic.

Enjoy, imagine, create. Viva!

Learning environments designed to inspire. The Viva chair with 360° clipboard allows easy access and mobility, as it can be used on the left or right side, in a longitudinal, horizontal or inclined position. Ideal for layout readjustments, to promote interaction between participants in learning activities in an active way and in groups, with a unique color palette to personify collective environments.



## VERSIONS

### VIVA

The models of the Viva line have a handgrip, which facilitates handling and transport. Available in fifteen different shades.

### VIVA SPM

The Viva SPM version brings the Viva chair without the handgrip in four color options: Blue, Red, White and Black. Available for all configurations.





## COLORS

### VIVA



27 Green Lemon 28 Green 30 Navy Blue 34 Blue 31 Red



33 Orange 16 Yellow 02 White 12 Gray 06 Black

### VIVA SPM



34 Blue 31 Red 02 White 06 Black

Available in custom color for orders starting from 500 units.

## STRUCTURES



101 Universal Black 13 Semi Matte Silver 05 Chrome 80 Ultra Matte Graphite 79 Ultra Matte White



85 Ultra Matte Red 84 Ultra Matte Tile 86 Ultra Matte Yellow 83 Ultra Matte Sand 82 Ultra Matte Olive 81 Ultra Matte Blue

Finishes, tips and the center of the bench will always be black.

## CONFIGURATIONS



35008 P Stackable Visitor Chair  
4 Feet Structure



35008 P Stackable Visitor Chair  
Maximum Stacking: 10 units



35007 P Visitor Chair  
4 Feet Structure



35007 SE Visitor Chair  
Balance Structure  
Upholstered Seat  
Available with Plastic Seat without Upholstery



35008 A Stackable Visitor Chair  
Arch Structure  
Maximum Stacking: 05 units



35004 Swivel  
Z Armrest  
Viva Base  
Flange Mechanism



35004 SL Swivel  
SL Armrest  
Steel Base with Cover  
Flange Mechanism



35004 Swivel  
Clipboard 360°  
Viva Base  
Flange Mechanism



35007 Z Visitor Chair  
Integrated Armrest



35007 Z ROD Visitor Chair with Casters  
Integrated Armrest



35010 Bench



35008 PU Visitor Chair  
4 Feet Structure with Grid  
Removable Clipboard



Union Mechanism  
35007 Z Models

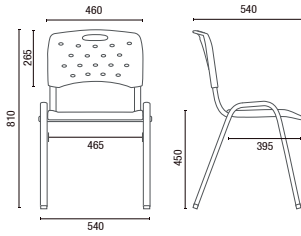


Upholstery  
Upholstered seat and/or backrest option. Available for all models.

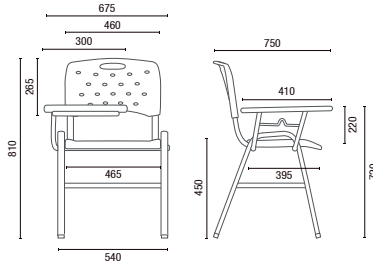


35008 PUE Visitor Chair  
Retractable Clipboard

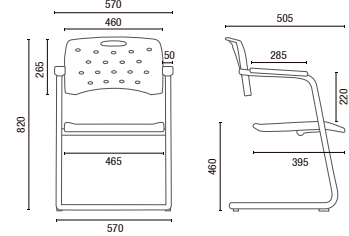
# TECHNICAL DRAWINGS



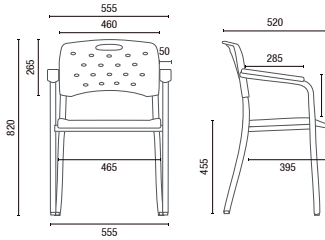
35008 P Stackable Visitor Chair



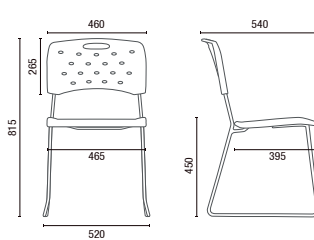
35008 PU Visitor Chair



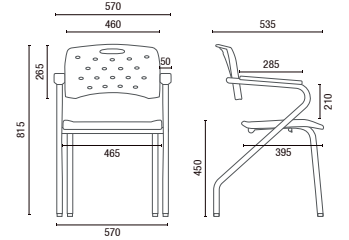
35007 S Visitor Chair



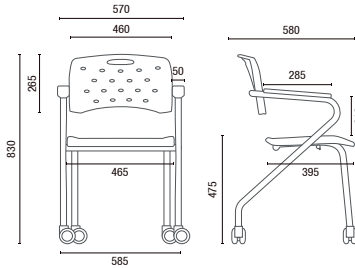
35007 P Visitor Chair



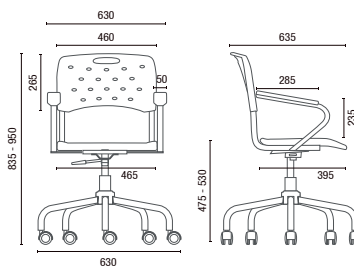
35008 A Stackable Visitor Chair



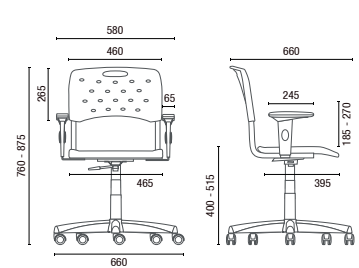
35007 Z Visitor Chair



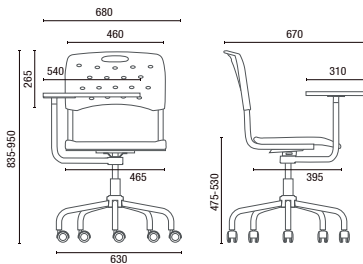
35007 Z ROD Visitor Chair with Casters



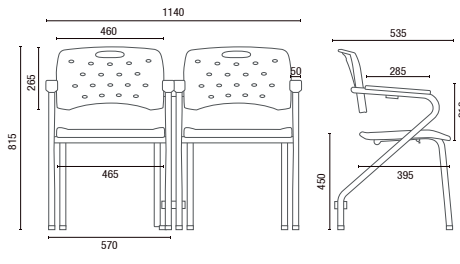
35004 Swivel with Viva Base



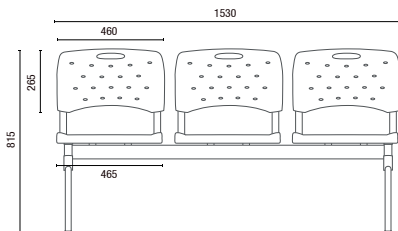
35004 Swivel with Steel with Cover Base



35004 Swivel with Clipboard 360°



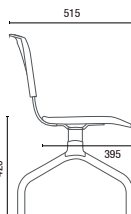
35007 Z Visitor Chair with Union Mechanism



35010 Bench

Widths without Armrest:

2 Seats - 1025mm 3 Seats - 1530mm 4 Seats - 2050mm 5 Seats - 2575mm



NOTE: Extreme measurements obtained without using a load gauge.



Cavaletti S/A Professional Seating  
Street Dr. Hiram Sampaio, 550  
Erechim/RS Brasil 99.706-461  
Fone/Fax: (54) 3520.4100  
comex@cavaletti.com.br  
www.cavaletti.com.br



\*Certified Products with Ecological Label (Quality - ABNT - Environmental) or ABNT NBR 13962 Standard, under consultation with the Commercial Department - Public Sector.



**Cavaletti**

PROFESSIONAL SEATING



**Cavaletti Solo**





## Cavaletti Solo

In individual moments of connection, contemplation and decompression, Cavaletti Solo contemporary design invites you for a comfort experience between the activities of the day.

NOTE: Products in this image in Liv Arenito 500 and Basalt 513. Cover products in Natural Leather Caramel 259.



# CHARACTERISTICS

## The reinvention of the break

With a high back and welcoming shapes, Cavaletti Solo encourages a change in posture and makes breaks much more inspiring, especially when combined with Ottoman.



NOTE: Products in this image in Haven Sand 560 and Natural Leather Caramel 259.

## One product, several moods

Available in swivel or fixed versions, Cavaletti Solo bases feature 12 color options, which combined with more than 80 coatings, adapt to different styles of environment.




NOTE: Products in this image in Grid Beige Ivory 360, Haven Field 556 and Savannah 557.

# CONFIGURATIONS



NOTE: In these images, Solo and Ottoman in Politex Gray Metal 402 and Side Tables with top in MDF Swiss Elm.


## DETAILS



## COATINGS

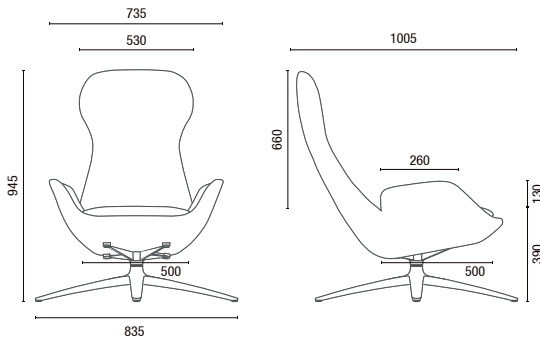


## STRUCTURES

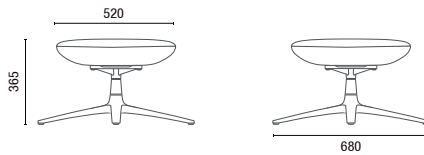


NOTE: Colors available for both types of Bases, except for Polished Aluminum, available only for Swivel Base.

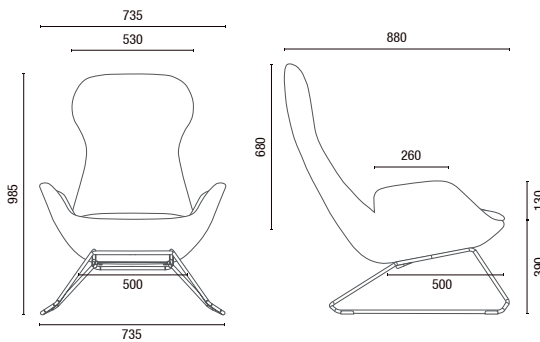
# TECHNICAL DRAWINGS



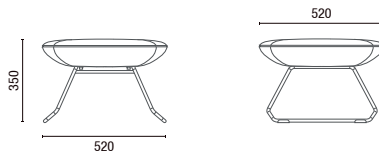
36.101 Swivel Armchair - Polished Aluminum Base



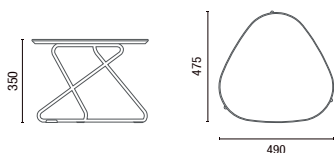
36.102 Swivel Ottoman - Polished Aluminum Base



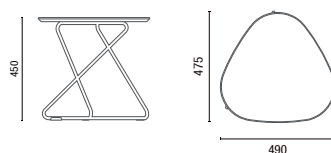
36.111 Fixed Armchair - Steel Frame Base



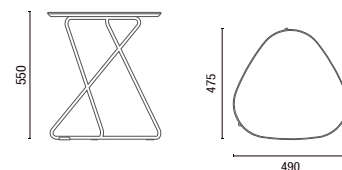
36.112 Fixed Ottoman - Steel Frame Base



36.113 Side Table - Steel Frame Base



36.114 Side Table - Steel Frame Base



36.115 Side Table - Steel Frame Base

NOTE: Extreme measurements obtained without using a load gauge. To specify colors and finishes, always use original physical samples from Cavaletti.



Cavaletti S/A Professional Seating  
 Street Dr. Hiram Sampaio, 550  
 Erechim/RS Brasil 99.706-461  
 Fone/Fax: (54) 3520.4100  
 comex@cavaletti.com.br  
 www.cavaletti.com.br





**Cavaletti**

PROFESSIONAL SEATING



**Cavaletti Duo**



# Cavaletti Duo

Cavaletti Duo is like that: a perfect item to compose the most diverse spaces, with the possibility of configuring finishes that make all the difference. For those who use it, a versatile chair, with simple lines and at the same time striking. For those who think about designing any space a multitude of combinations.





## CHARACTERISTICS

Minimalist except for options.

There are different options for fixed or swivel bases, capable of adapting perfectly to the use and style you imagine. You can configure the shell in single color or bicolor, or with wood and coating of your choice.



NOTE: Products in this image in CEC - Stilo Fendi 194; Caramel Leather 259; Haven Terracotta 552; Haven Field 556 and Haven Concrete 562; Liv Jade 511.

### Customizable

At Cavaletti Duo, in addition to configuring the coverings and shell, on the disc-type bases and 4 rods it is still possible to customize the colors of the structure, according to the table in this catalog.



NOTE: Products in this image in Haven Sky 559 and Blue structure; Liv Jade 511 and Universal Black structure; Haven Orange 553 and Tile structure; Liv Limestone 515 and Ultra Matte White structure.

## CONFIGURATIONS



36.071  
**Meeting Armchair**  
Swivel  
Twin base with Casters  
Fixed height option  
Relax Option



36.072  
**Meeting Armchair**  
Swivel  
Twin Base with Shoes  
Fixed height option  
Relax Option



36.172  
**Visitor Armchair**  
Swivel  
4 Rod Base



36.074  
**Visitor Armchair**  
Swivel  
Pyramidal Base



36.174  
**Visitor Armchair**  
Base Foot Stick



36.272  
**Visitor Armchair**  
Swivel  
Disc Base



36.075 3L  
**Bench for 3 Seats**



36.075 2L  
**Bench for 2 Seats**



36.075  
**Bench**



Bicolor Shell  
Application of 02 colors  
of the same coating




Wooden Shell  
Shell application of  
wood and coating

NOTE: Products in these images in Politex Gray Metal 402 and on the Cover of this catalog in Politex Cappuccino 403 and Sand structure; Haven Sand 560; Haven Terracotta 552, Caramel Leather 259; Liv Limestone 515.

### COATINGS



Haven  
15 colors




Liv  
14 colors




Natural Leather  
02 colors



CEC - Stilo  
10 colors



Grid  
14 colors



Politex  
06 colors

### STRUCTURES



Universal  
Black (101)



Ultra Matte  
Graphite (80)



Ultra Matte  
Red (85)



Ultra Matte  
Tile (84)



Ultra Matte  
Yellow (86)



Ultra Matte  
Blue (81)



Ultra Matte  
White (79)



Ultra Matte  
Sand (83)



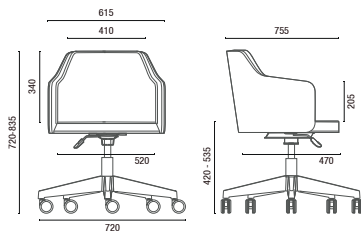
Ultra Matte  
Olive (82)



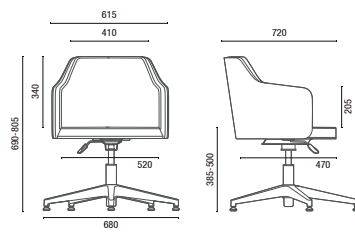
Ultra Matte  
Soft Pink (100)



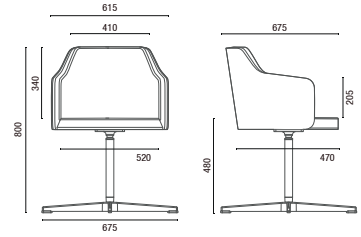
# TECHNICAL DRAWINGS



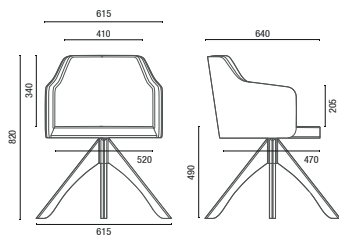
**36.071 Meeting Armchair**  
Swivel  
Twin base with Casters  
Relax Option



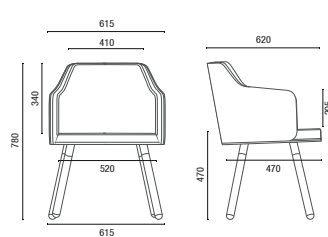
**36.072 Meeting Armchair**  
Swivel  
Twin Base with Glides  
Relax Option



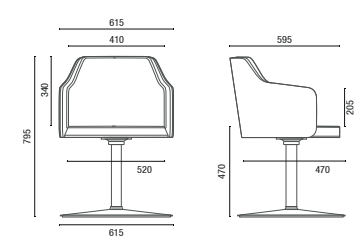
**36.172 Visitor Armchair**  
Swivel  
4 Rod Base



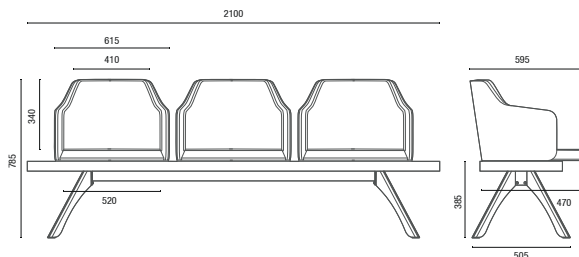
**36.074 Visitor Armchair**  
Swivel  
Pyramidal Base



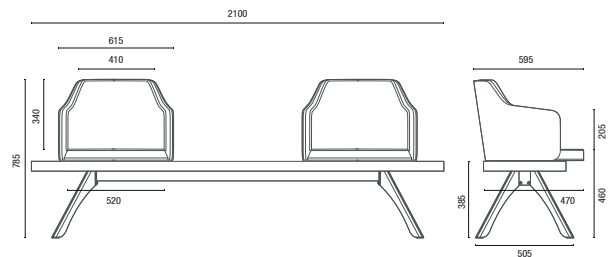
**36.174 Visitor Armchair**  
Base Foot Stick




**36.272 Visitor Armchair**  
Swivel  
Disc Base



**36.075 3L Bench for 3 Seats**



**36.075 2L Bench for 2 Seats**



**36.075 Bench**

NOTE: Extreme measurements obtained without using a load gauge.



Cavaletti S/A Professional Seating  
Street Dr. Hiram Sampaio, 550  
Erechim/RS Brasil 99.706-461  
Fone/Fax: (54) 3520.4100  
comex@cavaletti.com.br  
www.cavaletti.com.br





**Cavaletti**®

PROFESSIONAL SEATING



**Cavaletti** Stretch





## Cavaletti Stretch

Cavaletti Stretch is a product with an authorial design, designed to transform moments of decompression into inspiration, with the union of materials such as steel, wood and noble coatings in the same piece. The chair, with a lower seat, provides a healthy change of posture throughout the day. Its use can be combined with accessories such as a side table and footrest, creating stylish and ergonomic environments.

NOTE: Products in this image with coating in Haven Savannah, Sky 559 and Terracotta 552.



## CHARACTERISTICS

### Comfort that inspires

The armchair, with a lower and generous seat, is a invitation to change posture in moments of pause and decompression, recovering energy and increasing productivity.



NOTE: Products in this image coated in Haven Twilight 558 and Orange 553.



### Customizable

There are 10 color options for the structure and over 50 color options for coatings (Liv, Haven, Grid, CEC - Stilo and Natural Leather).

### Strength and Durability

Armchair structure and accessories built 100% in steel and welded, eliminating the need for screws.

NOTE: Products in this image with coating in Haven Sky 559, Red 550, Savannah 557 and Orange 553.

## COMPOSITIONS



### Bases

You choose the base of the chair according to the personality of the environment. Fixed model with footrest for static and ski use for dynamic use in more informal environments.



36.906  
**Fixed Armchair**  
4 feet base with natural wood tips



36.906  
**Ski Armchair**  
Ski base in varnished Tauari laminated wood.

### Accessories

The side table can be used as a support or to accommodate decorative objects. Ottoman, on the other hand, is an invitation to stretch the legs, making the environment even more welcoming, being its use recommended with the Fixed Base Armchair.



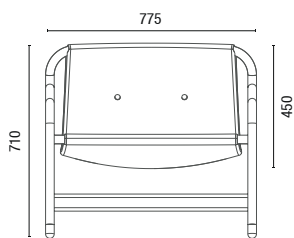
36.914  
**Ottoman**  
Footrest  
Natural wood tips



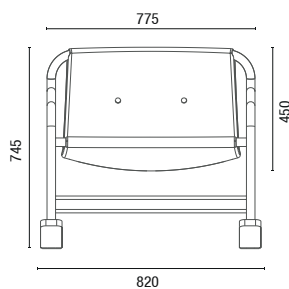
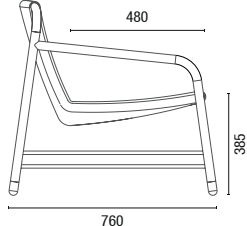
36.901  
**Side Table**  
Top in Tauari varnished  
Natural wood tips

NOTE: Products in these images with coatings in Natural Leather Caramel 259 and on the cover of this catalog in Haven Sky 559. The colors and coatings shown in this catalog are illustrative, and should be used for reference only. For more information, see the sample.

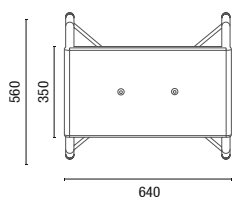
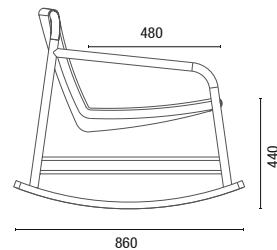
# TECHNICAL DRAWINGS



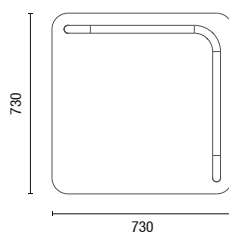
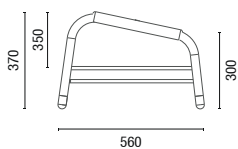
36.906 Fixed Base Armchair



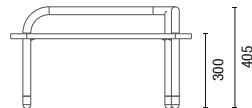
36.906 Ski Base Armchair



36.914 Ottoman



36.901 Side Table



NOTE: Extreme measurements obtained without using a load gauge.

## STRUCTURES



Universal Black (101)



Ultra Matte Graphite (80)



Ultra Matte Red (85)



Ultra Matte Tile (84)



Ultra Matte Yellow (86)



Ultra Matte Sand (83)



Ultra Matte Olive (82)



Ultra Matte Blue (81)




Ultra Matte White (79)




Ultra Matte Soft Pink (100)

## COATINGS



Haven  
15 colors




Liv  
15 colors



Natural Leather  
02 colors



CEC - Stilo  
10 colors



Grid  
14 colors



Cavaletti S/A Professional Seating  
Street Dr. Hiram Sampaio, 550  
Erechim/RS Brasil 99.706-461  
Fone/Fax: (54) 3520.4100  
comex@cavaletti.com.br  
www.cavaletti.com.br





**Cavaletti**

PROFESSIONAL SEATING



**Cavaletti Fun**







# Cavaletti Fun

The Fun line is aimed at informal environments, in which light furniture and basic lines help to create pleasant spaces for socializing and relaxation. There are a variety of models, all available in colors to create a happy or relaxing atmosphere.




14020  
**Lounge Stool**  
Seat in Wood with Varnish



14020  
**Lounge Stool**  
Upholstered Seat

Products in this image: Lounge Stool in varnished wood with Tile structure (84) and Lounge Stool upholstered in CEC-Stilo Green (315) with Olive structure (82).

## STRUCTURES



Products in the ambience image: Lounge Stools in varnished wood with Tile structure (84) and CEC-Stilo Green (315) with Olive structure (82). Puffs in Liv Jasper (507), Liv Rose Quartz (509), Liv Sandstone (500), Liv Turquoise (502), Liv Oil (505), Liv Carbon (504), Haven Red (550), Haven Sky (559), Haven Snow (555), Haven Orange (553), Haven Earth (561) and Haven Asphalt (563). Spin in Haven Concrete (562). Stretch in CEC-Stilo Blue (314) with Blue structure (81). Spin Table 36803 Sand structure (83).

## CONFIGURATIONS



14015  
**High Lounge Stool**  
With Backrest  
\*Optional with 50cm



14015  
**High Lounge Stool**  
\*Optional with 50cm



PUFF  
**Irregular Hexagonal**  
36.350 - Low Size 350mm  
36.445 - Medium Size 450mm  
36.475 - High Size 750mm



14016  
**Lounge Stool**  
With Backrest



14016  
**Lounge Stool**  
Without Backrest



PUFF  
**Regular Hexagonal**  
36.635 - Low Size 350mm  
36.645 - Medium Size 450mm  
36.675 - High Size 750mm



36016  
**Swivel Bench**  
Base in Aluminum



746  
**Magazine Rack**



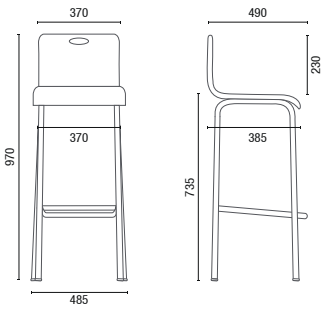
747  
**Magazine Rack**



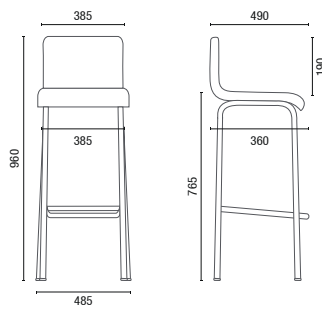
PUFF  
**Quadrato**  
36.030 - 450mm

Products on this page: Lounge Stools in CEC-Stilo Blue (314) with Blue structure (81), CEC-Stilo Green (315) with White structure (79), CEC-Stilo Fendi (194) with Sand structure (83), CEC-Stilo Gray (175) with Universal Black structure (101) and CEC-Stilo Wine (233) with base in Aluminum. Magazine racks in Red (85) and Gray (12). Puffs in Haven Sand (560), Haven Savanna (557), Haven Earth (561), Liv Nickel (514), Liv Rose Quartz (509), Liv Turquoise (502) and Liv Sapphire (512).

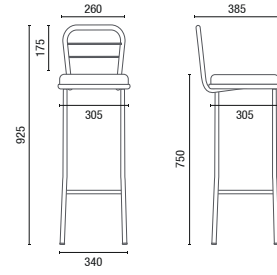
# TECHNICAL DRAWINGS



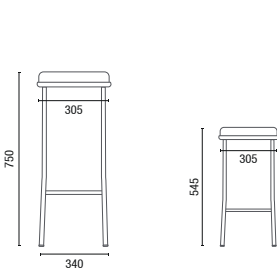
14020 Wooden Lounge Stool



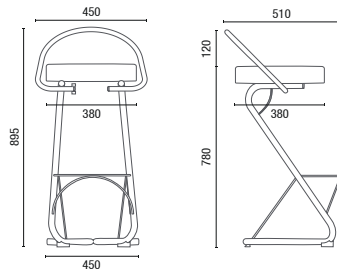
14020 Upholstered Lounge Stool



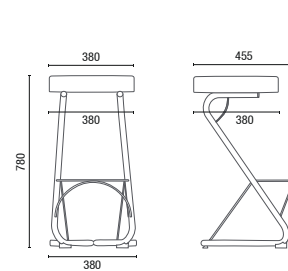
14015 High Lounge Stool with Backrest



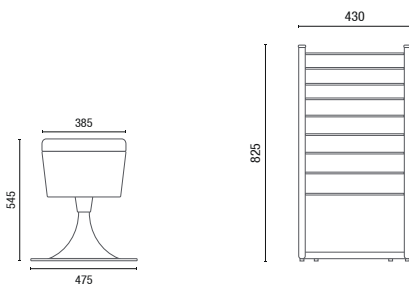
14015 High/Low Lounge Stool



14016 Lounge Stool with Backrest

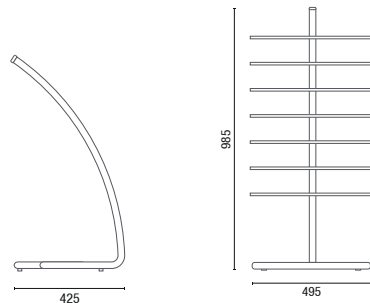


14016 Lounge Stool

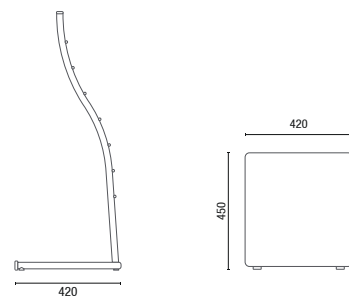


36016 Swivel Bench

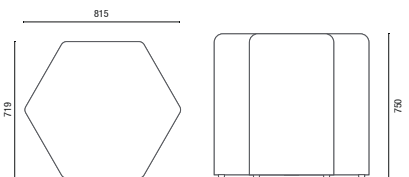
746 Magazine Rack



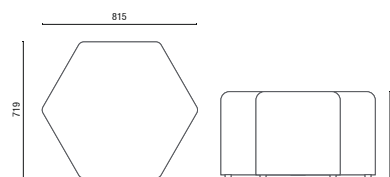
747 Magazine Rack



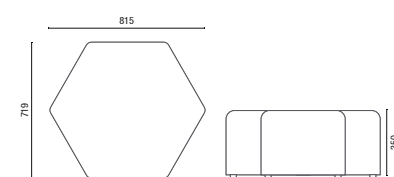
36030 Puff



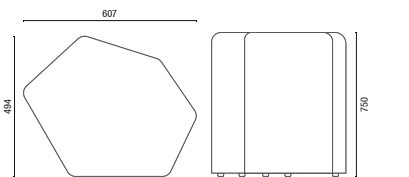
36675 Regular Hexagonal - High Size 750mm



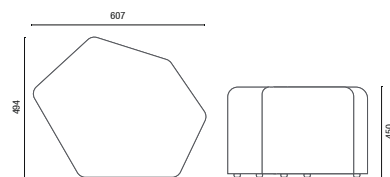
36645 Regular Hexagonal - Medium Size 450mm



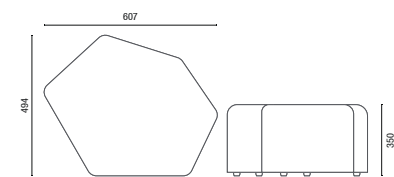
36635 Regular Hexagonal - Low Size 350mm



36475 Irregular Hexagonal - High Size 750mm



36445 Irregular Hexagonal - Medium Size 450mm



36350 Irregular Hexagonal - Low Size 350mm

NOTE: Extreme measurements obtained without using a load gauge.



Cavaletti S/A Professional Seating  
Street Dr. Hiram Sampaio, 550  
Erechim/RS Brasil 99.706-461  
Fone/Fax: (54) 3520.4100  
comex@cavaletti.com.br  
www.cavaletti.com.br







Cavaletti

PROFESSIONAL SEATING



Cavaletti Spin

# Cavaletti Spin


The Spin sofa system provides flexible configurations for the most different arrangements of collaborative spaces. They are linear, curved modules, puffs and accessories that make collective environments more productive and versatile.



Lounge Layout



Waiting Layout



Meeting Layout



HUB Layout





# CHARACTERISTICS



## Forum Layout

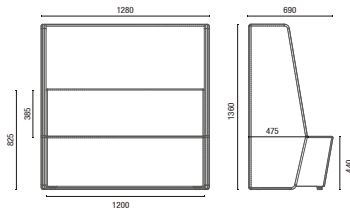
NOTE: Chalkboard, sideboards, flower boxes and vases are for illustration purposes only.

# CONFIGURATIONS

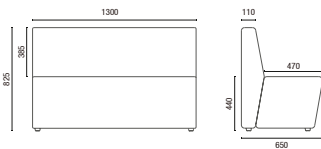
- |  |  |   |  |
|--|--|---|--|
|  |  |   |  |
| <b>36.812</b><br>High-Back Set 1200mm<br>Optional USB Connection | <b>36.813</b><br>Straight Module 1300mm<br>Optional USB Connection                 | <b>36.865</b><br>Straight Module 650mm<br>Optional USB Connection.            | <b>36.805</b><br>Table Module<br>Wood Top<br>Optional USB Connection |
|  |  |   |  |
| <b>36.845 IN</b><br>45° Internal Backrest Curved Module          | <b>36.890 IN</b><br>90° Internal Backrest Curved Module<br>Optional USB Connection | <b>36.818</b><br>180° Internal Backrest Tip Module<br>Optional USB Connection |  |
|  |  |   |  |
| <b>36.845 EX</b><br>45° External Backrest Curved Module          | <b>36.890 EX</b><br>90° External Backrest Curved Module<br>Optional USB Connection | <b>38030 PUFF</b><br>Round Puff with<br>Leather Strap                         | <b>38035 PUFF</b><br>Round Puff Ginga<br>(Balance)                   |
|  |  |   |  |
| <b>36.814</b><br>Spin Stool 705mm                                | <b>36.802</b><br>Spin Stool 455mm  | <b>36.801</b><br>Spin Sideboard   | <b>36.803</b><br>Spin Sidetable                                      |
|  |  |   |  |
| <b>36.805 ROUND</b><br>Round Table 1200mm                        | <b>36.805 SQUARE</b><br>Square Table 750mm x 750mm                                 | <b>11.801 4L</b><br>Rectangular Table<br>Optional USB/Electrical Connection   |  |



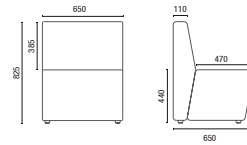
# TECHNICAL DRAWINGS



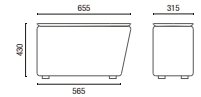
36.812  
High-Back Set 1200mm



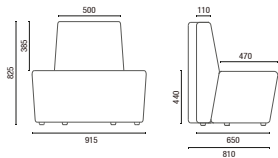
36.813  
Straight Module 1300mm



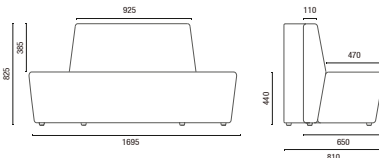
36.865  
Straight Module 650mm



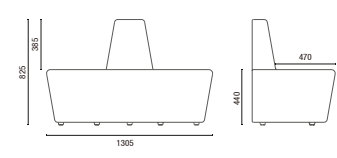
36.805  
Table Module



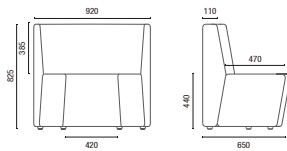
36.845 IN  
45° Internal Backrest Curved Module



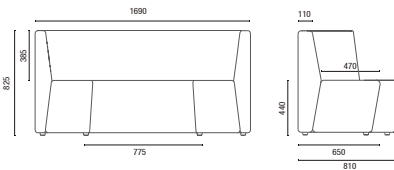
36.890 IN  
90° Internal Backrest Curved Module



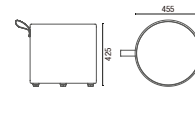
36.818  
180° Internal Backrest Tip Module



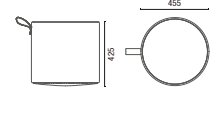
36.845 EX  
45° External Backrest Curved Module



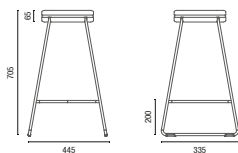
36.890 EX  
90° External Backrest Curved Module



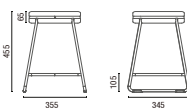
38030 PUFF  
Round Puff with  
Leather Strap



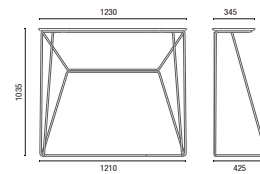
38035 PUFF  
Round Puff Ginga  
(Balance)



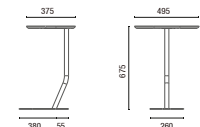
36.814 Spin Stool 705mm



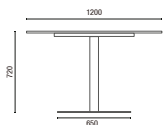
36.802 Spin Stool 455mm



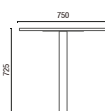
36.801 Spin Sideboard



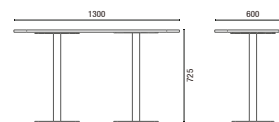
36.803 Spin Sidetable



36.805 ROUND  
Round Table 1200mm



36.805 SQUARE  
Square Table 750mm x 750mm



11.801 4L Rectangular Table

NOTE: Extreme measurements obtained without using a load gauge.



Cavaletti S/A Professional Seating  
Street Dr. Hiram Sampaio, 550  
Erechim/RS Brasil 99.706-461  
Fone/Fax: (54) 3520.4100  
comex@cavaletti.com.br  
www.cavaletti.com.br





**Cavaletti**

PROFESSIONAL SEATING

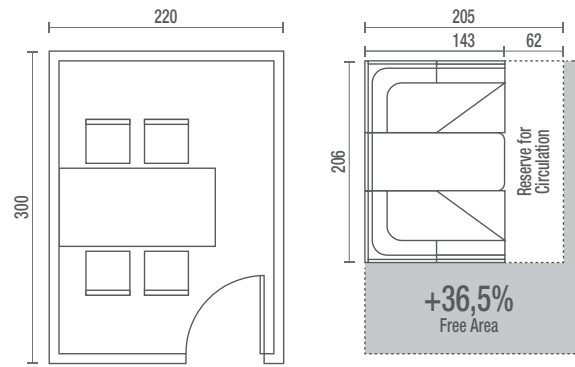


**Cavaletti** Talk



# Cavaletti Talk

Collaboration is the contemporary trend in the labor market. The Cavaletti Talk line was designed for increase productivity by stimulating meetings and quick, informal conversations. In addition to the basic versions without back or with low back, see the option high-back, which creates a rally point inside the office or lounge, optimizing the installation, generating space savings (diagram on the side) and facilitating future layout changes.



**Traditional Meeting Room**  
6.60 m<sup>2</sup>

**Talk Meeting Point**  
3m<sup>2</sup> + 1.25m<sup>2</sup> (circulation area)  
**+36,5%**  
Free Area



## CONFIGURATIONS



**36.505**  
**Armchair**  
Double Arm and Backrest



**36.505**  
**Corner Sofa**  
Arm and Backrest



**36.505**  
**Central Sofa**  
Backrest



**36.505**  
**Bench**



**36.555**  
**HB Double**



**36.575**  
**HB Face-to-Face**  
Internal Table  
Electrified Box (Optional)



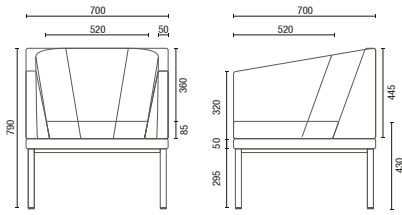
**36.565**  
**HB Meeting**  
Internal Table  
Electrified Box (Optional)



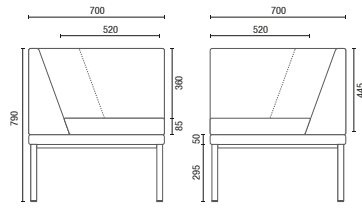
**11.801**  
**Talk Side Table**



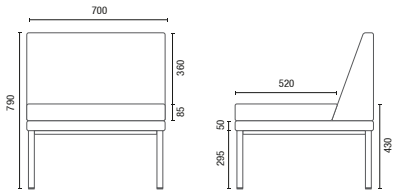
# TECHNICAL DRAWINGS



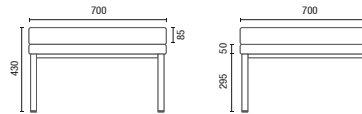
36.505 **Armchair**



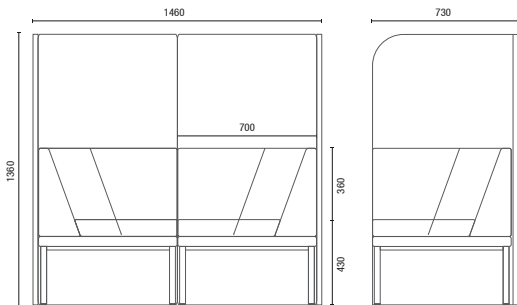
36.505 **Corner Sofa**



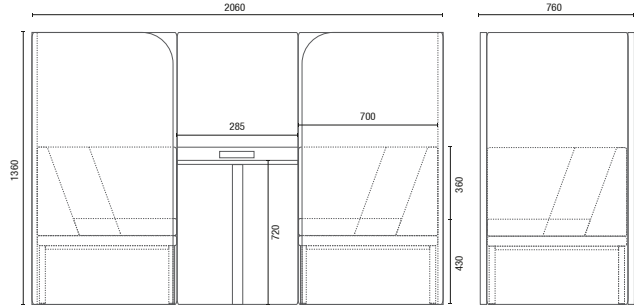
36.505 **Central Sofa**



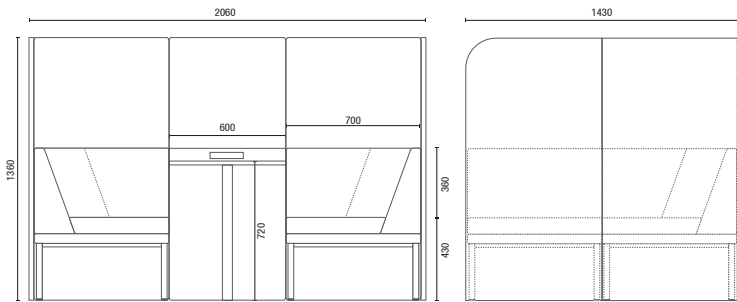
36.505 **Bench**



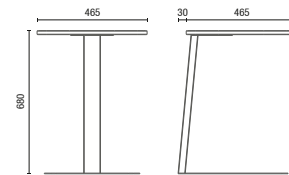
36.555 **HB Double**



36.575 **HB Face-to-Face**



36.565 **HB Meeting**



11.801 **Talk Side Table**

NOTE: Extreme measurements obtained without using a load gauge.




Cavaletti S/A Professional Seating  
 Street Dr. Hiram Sampaio, 550  
 Erechim/RS Brasil 99.706-461  
 Fone/Fax: (54) 3520.4100  
 comex@cavaletti.com.br  
 www.cavaletti.com.br





**Cavaletti**

PROFESSIONAL SEATING



**Cavaletti** Connect



# Cavaletti Connect

The Connect upholstery line features a universal design, with simple and practical construction, bringing comfort so smart for lounge spaces and general seating. Your modules allow different mounting arrangements, offering dynamism and beauty to the environments.



## CONFIGURATIONS



36205  
**Armchair**  
Double Arm and Backrest



36205  
**Corner Armchair**  
Arm and backrest

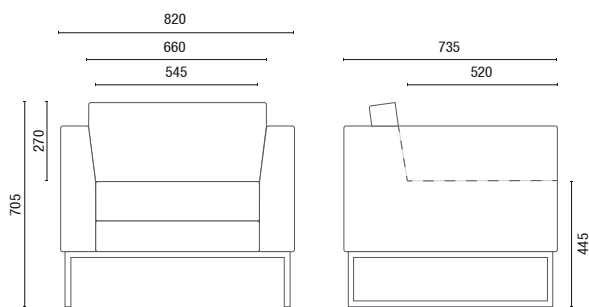


36205  
**Central Armchair**  
Backrest

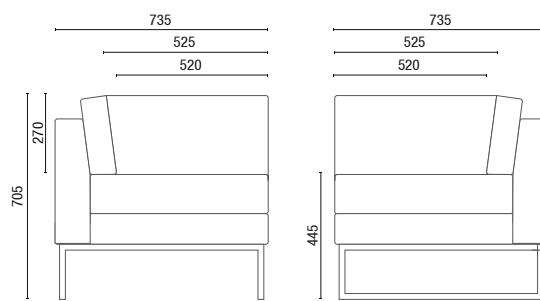


36205  
**Bench**

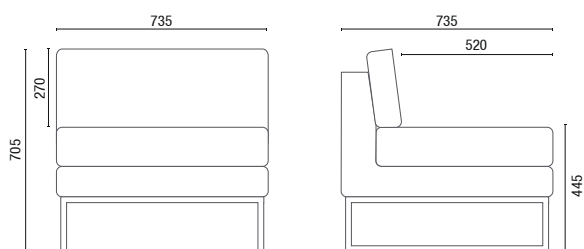
# TECHNICAL DRAWINGS



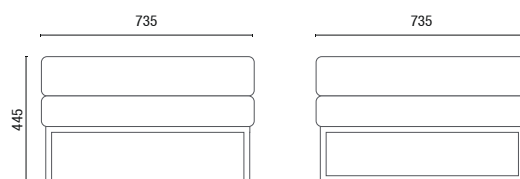
36205 Armchair



36205 Corner Armchair



36205 Central Armchair



36205 Bench

NOTE: Extreme measurements obtained without using a load gauge.



Cavaletti S/A Professional Seating  
 Street Dr. Hiram Sampaio, 550  
 Erechim/RS Brasil 99.706-461  
 Fone/Fax: (54) 3520.4100  
 comex@cavaletti.com.br  
 www.cavaletti.com.br





**Cavaletti**

PROFESSIONAL SEATING



**Cavaletti Spot**

# Cavaletti Spot

Aimed at waiting areas, lounges and collective spaces, the Spot line models stand out for the uniqueness of their design, and can be used in both commercial and residential environments.



36060  
**Lounge Chair**  
Swivel  
4 Rod Base  
Wooden Shell with  
Upholstery

## CONFIGURATIONS



36010  
**Lounge Chair**  
Swivel  
Aluminum Disc Base



36010  
**Lounge Chair**  
Fixed or Swivel  
4 Feet Base



36040  
**Lounge Chair**  
Arch Structure




36050  
**Lounge Chair**  
Fixed or Swivel



36060  
**Lounge Chair**  
Swivel  
4 Rod Base  
Upholstered Shell

## STRUCTURES



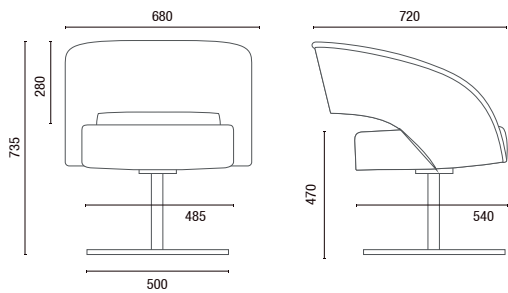
**COATINGS**  
Several coating options:  
CEC-Stilo, Natural Leather,  
Grid, Haven, Liv, Blend,  
Polyester, Politex, Space  
and Vinyl.



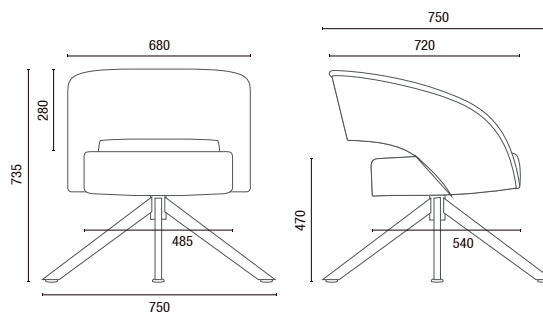
**BASES AND STRUCTURES**  
Fixed or Swivel base options depending on the model.  
Chrome Finish (Steel bases), Polished (Aluminum bases)  
or Epoxy Painting (with 12 color options).



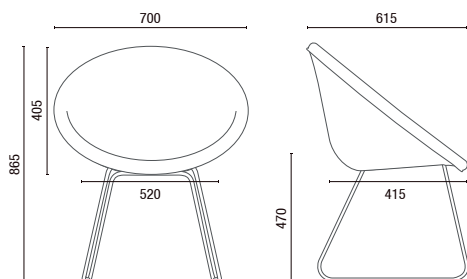
# TECHNICAL DRAWINGS



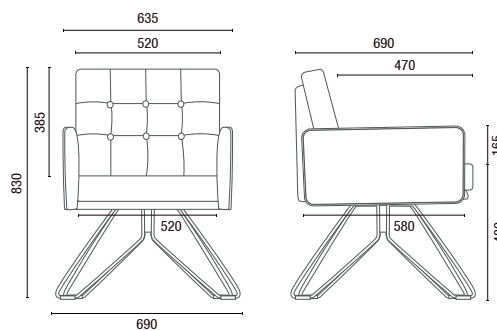
36010 Lounge Chair Disc Base



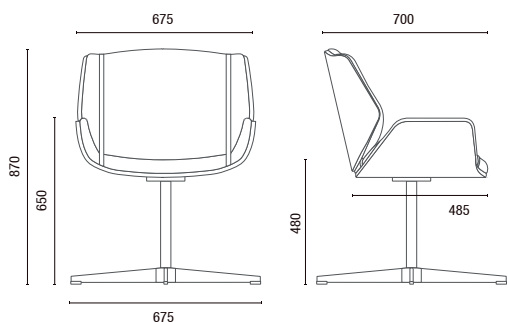
36010 Lounge Chair Base 4 Feet



36040 Lounge Chair



36050 Lounge Chair



36060 Lounge Chair

NOTE: Extreme measurements obtained without using a load gauge.



Cavaletti S/A Professional Seating  
 Street Dr. Hiram Sampaio, 550  
 Erechim/RS Brasil 99.706-461  
 Fone/Fax: (54) 3520.4100  
 comex@cavaletti.com.br  
 www.cavaletti.com.br



**Cavaletti**

PROFESSIONAL SEATING



**Cavaletti** Box



# Cavaletti Box

Created for reception and waiting environments, the Box line provides comfort in the ideal measure. Upholstery is easily combined and its compact dimensions optimize the use of space.



36020  
Visitor Armchair  
Fixed or Swivel  
4 Feet Base

## CONFIGURATIONS



36105  
Reception Armchair  
1 Seat



36105  
Reception Sofa  
2 Seats



36105  
Reception Sofa  
3 Seats



12004  
Reception Armchair  
1 Seat



12004  
Reception Sofa  
2 Seats



12004  
Reception Sofa  
3 Seats



12205  
Reception Armchair  
1 Seat



12205  
Reception Armchair  
2 Seats



12205  
Reception Armchair  
3 Seats



12105  
Reception Armchair  
1 Seat

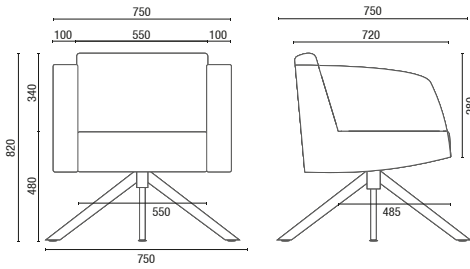


12105  
Reception Armchair  
2 Seats

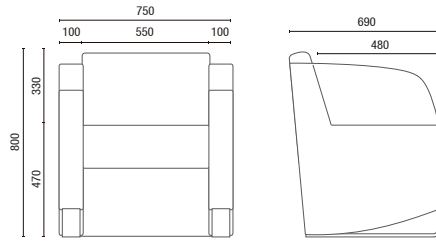


12105  
Reception Armchair  
3 Seats

# TECHNICAL DRAWINGS

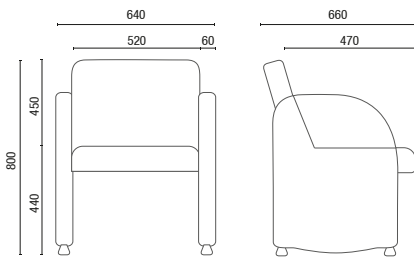


36020 Visitor Armchair



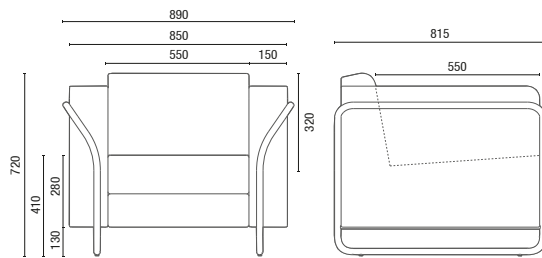
36105 Reception Sofa

Width:  
1 Seat – 750mm  
2 Seats – 1280mm  
3 Seats – 1820mm



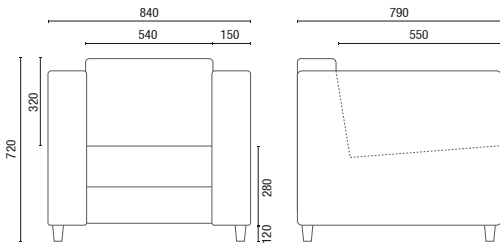
12004 Reception Sofa

Width:  
1 Seat – 640mm  
2 Seats – 1170mm  
3 Seats – 1700mm



12205 Reception Sofa

Width:  
1 Seat – 890mm  
2 Seats – 1350mm  
3 Seats – 1850mm



12105 Reception Sofa

Width:  
1 Seat – 840mm  
2 Seats – 1300mm  
3 Seats – 1800mm

NOTE: Extreme measurements obtained without using a load gauge.



Cavaletti S/A Professional Seating  
Street Dr. Hiram Sampaio, 550  
Erechim/RS Brasil 99.706-461  
Fone/Fax: (54) 3520.4100  
comex@cavaletti.com.br  
www.cavaletti.com.br







Cavaletti

CADEIRAS PROFISSIONAIS

Cavaletti Coletiva






## Cavaletti Coletiva

Designed to suit a wide variety of architectures and types of events, the Coletiva line stands out for its solid construction aiming for greater durability. With finishing options and accessories, Coletiva's products guarantee excellent levels of usability throughout its useful life.






12020  
Interleaved Arms



12011  
Interleaved Arms



12020  
Interleaved Arms



12018  
Interleaved Arms

## CONFIGURATIONS



12030  
Auditorium



12020  
Auditorium



12018  
Auditorium



12011  
Auditorium



1001  
Stackable



1002  
Stackable



1003  
Stackable



35013  
Stackable



1100  
Trolley for Transport

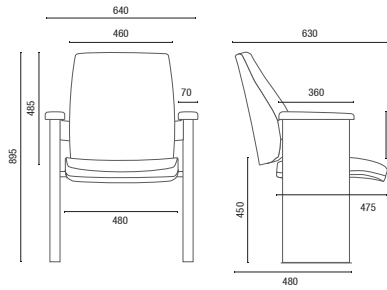
## CONFIGURATIONS

|       | Interleaved Arms | Double Arms | P.R.M.<br>(Person with Reduced Mobility) | O.P.<br>(Person Obese) | Extra | Retractable Clipboard | Removable Clipboard | Fixed Clipboard | Maximum Stacking | Trolley for Transport (1100) |
|-------|------------------|-------------|--|------------------------|-------|-----------------------|---------------------|-----------------|------------------|------------------------------|
| 12030 | ●                | ●           | ●  | ●                      |       | ●                     |                     |                 |                  |                              |
| 12020 | ●                | ●           | ●  | ●                      |       | ●                     |                     |                 |                  |                              |
| 12018 | ●                | ●           | ●  | ●                      |       | ●                     |                     |                 |                  |                              |
| 12011 | ●                | ●           | ●  | ●                      |       | ●                     |                     |                 |                  |                              |
| 1001  |                  |             |  |                        | *●    | *●                    | *●                  | *●              | 10               | ●                            |
| 1002  |                  |             |  |                        | *●    | *●                    | *●                  | *●              | 10               | ●                            |
| 1003  |                  |             |  |                        |       | ●                     |                     |                 | 05               | ●                            |
| 35013 |                  |             |  |                        |       | ●                     | ●                   |                 | 02               |                              |

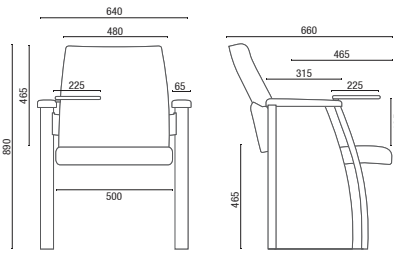
\* All removable clipboards for stacking.

ARMCHAIRS

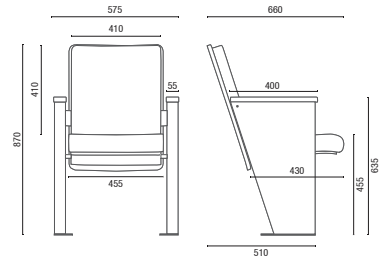
# TECHNICAL DRAWINGS



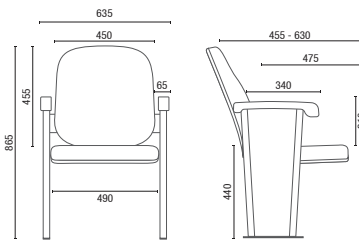
12030 Auditorium



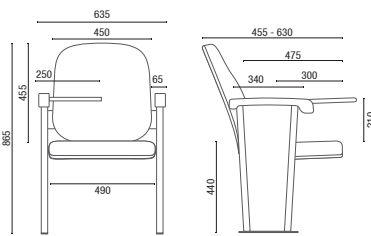
12020 UE Auditorium with Clipboard



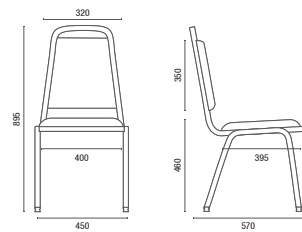
12018 Auditorium



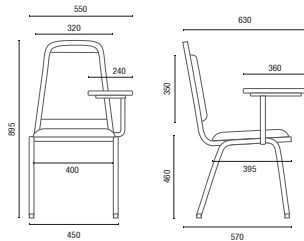
12011 Auditorium



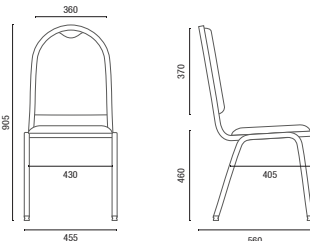
12011 UE Auditorium with Clipboard



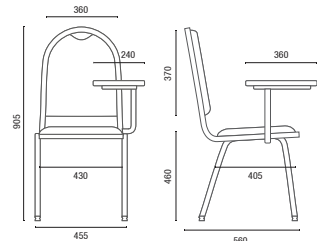
1001 Stackable



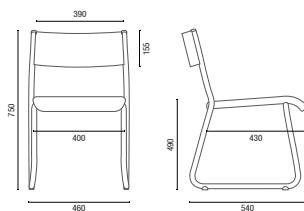
1001 U Stackable with Clipboard



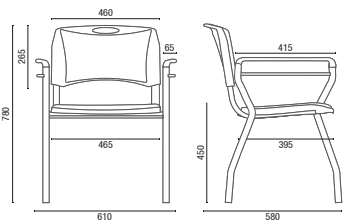
1002 Stackable



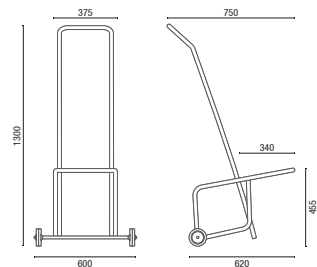
1002 U Stackable with Clipboard



1003 Stackable



35013 Stackable



1100 Trolley for Transport



Cavaletti S/A Professional Seating  
Street Dr. Hiram Sampaio, 550  
Erechim/RS Brasil 99.706-461  
Fone/Fax: (54) 3520.4100  
comex@cavaletti.com.br  
www.cavaletti.com.br







Cavaletti<sup>®</sup>

PROFESSIONAL SEATING

Cavaletti Match





## Cavaletti Match

Insofar as environments adapt to the flexibility of work styles, the Match line provides freedom of use, incorporating a wide variety of combinations – from traditional to contemporary.



## Stripped, versatile and plural.

With metallic or wooden bases, 14 plastic colors, 11 paint colors and more than 90 coating options available, the Match line allows you to compose the product in your own way.



## An invitation to simplicity and comfort.

The ergonomic design of the Match line shell offers 4 configuration options: you can either opt for the fully injected shell in a single piece or complement it with the exclusive over-seat for a more distinctive design.

\*Over-seat available only in Graphite color (45).




1. Plastic Shell
2. Plastic Shell  
+ Plastic Over-seat
3. Plastic Shell  
+ Upholstered Over-seat
4. Upholstered Shell  
+ Upholstered Over-seat

## Designed to match.

To meet the different needs, whether in private, waiting or shared environments, the Match line offers practicality and multiple levels of comfort to focus or interact.



The fully coated version with a colored base offers the ideal combination of comfort and design.







The C-structure version facilitates the maintenance of collective spaces such as classrooms and cafeterias.



There are three options for wooden structures, characterizing timeless and elegant pieces.

## CONFIGURATIONS

|   | 1. Plastic Shell  | 2. Plastic Shell + Plastic Over-seat  | 3. Plastic Shell + Upholstered Over-seat   | 4. Upholstered Shell + Upholstered Over-seat  |
|---|---|---|--|---|
| <b>Fixed Chair, 4 Legs</b>                            | <br>46.006   | <br>46.056   | <br>46.066   | <br>46.076   |
| <b>Fixed Chair, 4 Legs, With Arms</b>                 | <br>46.906   | <br>46.956   | <br>46.966   | <br>46.976   |
| <b>Fixed Chair, Arch</b>                              | <br>46.007   | <br>46.057   | <br>46.067   | <br>46.077   |
| <b>Fixed Chair, Arch, With Arms</b>                   | <br>46.907 | <br>46.957 | <br>46.967 | <br>46.977 |
| <b>Fixed Chair, C</b>                                 | <br>46.005 | <br>46.055 | <br>46.065 | <br>46.075 |
| <b>Fixed Chair, 4 Legs, With Arms, Varnished Wood</b> | <br>46.406 | <br>46.456 | <br>46.466 | <br>46.476 |
| <b>Fixed Chair, Pyramid Base, Varnished Wood</b>      | <br>46.206 | <br>46.256 | <br>46.266 | <br>46.276 |

|  | 1. Plastic Shell  | 2. Plastic Shell + Plastic Over-seat  | 3. Plastic Shell + Upholstered Over-seat  | 4. Upholstered Shell + Upholstered Over-seat  |
|--|---|---|---|---|
| <b>Fixed Chair, 4 Legs, Varnished wood</b>                 | <br>46.306   | <br>46.356   | <br>46.366   | <br>46.376   |
| <b>Swivel Chair</b>  | <br>46.003   | <br>46.053   | <br>46.063   | <br>46.073   |
| <b>Swivel Chair, With Arms</b>                             | <br>46.903   | <br>46.953   | <br>46.963   | <br>46.973   |
| <b>Lounge Chair, Disc Base</b>                             | <br>46.022 | <br>46.052 | <br>46.062 | <br>46.072 |
| <b>Lounge Chair, 4 Legs</b>                                | <br>46.020 | <br>46.050 | <br>46.060 | <br>46.070 |
| <b>Swivel Chair, with 360° Clipboard and Book Holder.</b>  | <br>46.103 | <br>46.153 | <br>46.163 | <br>46.173 |
| <b>Legs Chair, With Casters, Clipboard and Book Holder</b> | <br>46.106 | <br>46.156 | <br>46.166 | <br>46.176 |




## COATINGS




## FINISHES

Plastic Colors




\*Over-seat and armrests available only in Graphite (45).

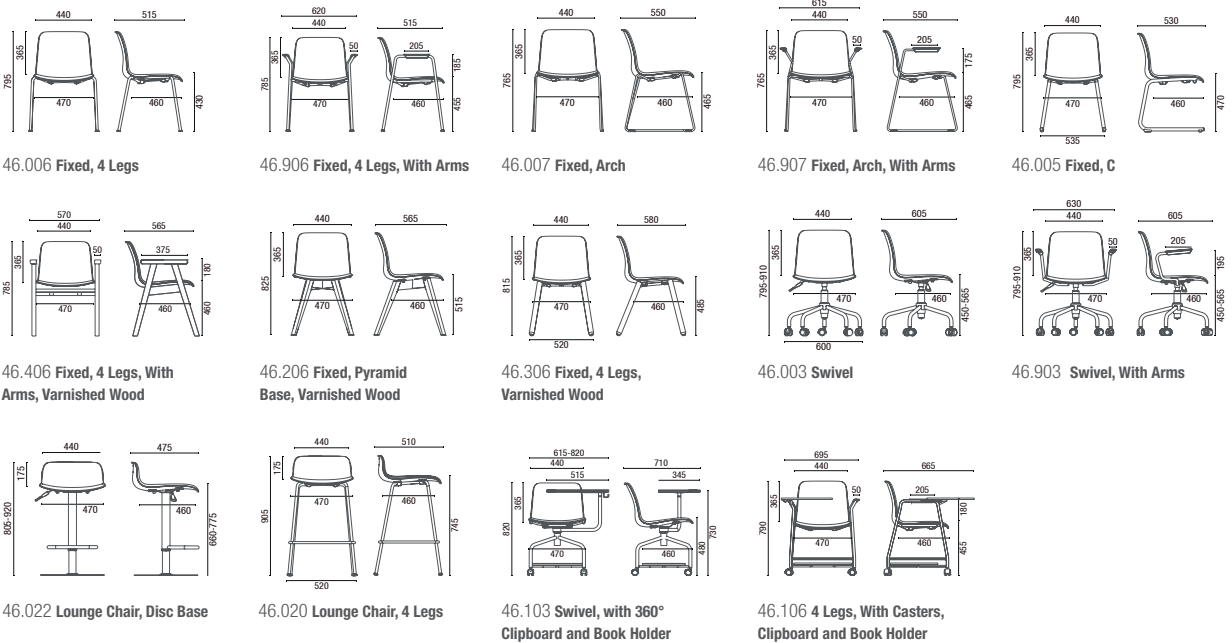
Base Colors



Melamines - Clipboards and Book Holders



## TECHNICAL DRAWINGS



NOTE: Extreme measurements obtained without using a load gauge. To specify colors and finishes, always use original Cavaletti physical samples.



Cavaletti S/A Professional Seating  
 Street Dr. Hiram Sampaio, 550  
 Erechim/RS Brasil 99.706-461  
 Fone/Fax: (54) 3520.4100  
 comex@cavaletti.com.br  
 www.cavaletti.com.br



**Cavaletti**

PROFESSIONAL SEATING



**Cavaletti Yon**





*unique, like you*

Inspired by individuality, Cavaletti Yon is a product with features that meet the sensory needs of each person, whether at home or in the office. It reflects preferences, expressing existing differences.

Cavaletti **YON**

**CONNECTED  
TO YOUR STYLE**

# YON

## Headrest

Headrest with adjustable height, in copolymer polypropylene, injected in the colors Deep Blue, Aurora Red, Gray and Black. Upholstered with High Performance foam and coated in the finishes and colors available for the line.

## Backrest

Backrest with height adjustment, injected in polyamide, in the colors Deep Blue, Aurora Red, Gray and Black.

## Lumbar Support

Lumbar support with height adjustment, injected in polyamide, in the colors Deep Blue, Aurora Red, Gray and Black.

## Mechanism

4-stage Synchron Mechanism with tension adjustment by front maniple or SRY Mechanism, with backrest inclination in different positions.

## Bases

Options of Steel Bases with Cover or Stamped, with 50mm casters in Nylon or PU, available in black or gray colors, Bases in Aluminum or Nylon, with 65mm casters in Nylon or PU, available in black and Up Bases with casters 65mm in Nylon or PU, available in Deep Blue and Aurora Red. Fixed structures with shoes, Integrated Arms (SI) and painting in Silver or Universal Black.

## FROM HOME TO OFFICE!



### Deep Blue

#### Arm

MC adjustable Arm.

#### Base

Up Base with 65mm Casters in Nylon or PU.

#### Structure

Engineering polymer structure available in Deep Blue.

Note: Products in this image with Mesh Vélo Graphite 308 and Grid Gray Mist 352.

### Aurora Red

#### Arm

MC adjustable Arm.

#### Base

Up Base with 65mm Casters in Nylon or PU.

#### Structure

Engineering polymer structure available in Aurora Red.

Note: Products in this image with Mesh Vélo Graphite 308 and Grid Gray Mist 352.



### Gray

#### Arm

SL, SL New PP Arms (both with side adjustment option), MC and TC.

#### Base

Bases in Aluminum or Nylon, with 65mm casters in Nylon or PU. Stamped or Steel Base with Cover, only 50mm casters in Nylon or PU.

#### Structure

Engineering polymer structure available in Gray.

Note: Products in this image with Mesh Flip Gray 601 and Grid Gray Mist 352.

### Black

#### Arm

SL, SL New PU, SL New PP Arms (all with side adjustment option), 3D, MC and TC.

#### Base

Bases in Aluminum or Nylon, with 65mm casters in Nylon or PU. Stamped or Steel Base with Cover, only 50mm casters in Nylon or PU.

#### Structure

Engineering polymer structure available in Black.


Note: Products in this image with Mesh Flip Gray 601 and Grid Gray Mist 352.



Note: Products in this image with Mesh Flip Gray 601 and Grid Gray Mist 352.




## MESH APPLICATIONS



**NewNet - 47101 / 47106**  
05 colors

**FLIP - 47201 / 47206**  
02 colors



**Vélo - 47301 / 47306**  
08 colors

## CONFIGURATIONS

Check out some possible combinations for Cavaletti Yon below and choose yours.



**47101 NewNet Mesh**  
**47201 Flip Mesh**  
**47301 Vélo Mesh**  
Synchron  
MC Arms  
UP Base



**47101 NewNet Mesh**  
**47201 Flip Mesh**  
**47301 Vélo Mesh**  
Synchron  
MC Arms  
UP Base



**47101 NewNet Mesh**  
**47201 Flip Mesh**  
**47301 Vélo Mesh**  
Synchron  
SL Arms  
Nylon Base



**47101 NewNet Mesh + Headrest**  
**47201 Flip Mesh + Headrest**  
**47301 Vélo Mesh + Headrest**  
Synchron  
MC Arms  
Nylon Base




**47101 NewNet Mesh**  
**47201 Flip Mesh**  
**47301 Vélo Mesh**  
SRY  
SL New PP Arms  
Steel Base with Cover



**47106 NewNet Mesh**  
**47206 Flip Mesh**  
**47306 Vélo Mesh**  
Integrated Arms  
SI Structure


NOTE: Product in this image with Graphite Vélo Mesh 308 and Grid Gray Mist 352; Graphite Vélo Mesh 308 and Grid Gray Mist 352; Graphite Vélo Mesh 308 and Grid Sicilian Yellow 356; Graphite Vélo Mesh 308 and Grid Sicilian Yellow 356; Gray NewNet Mesh 165 and Grid Sicilian Yellow 356; Graphite Vélo Mesh 308 and Grid Sicilian Yellow 356.

## COATINGS




**Polyester**  
27 colors


**Grid**  
14 colors




**Vinyl**  
12 colors



**CEC - Stilo**  
10 colors



**Politex**  
06 colors



**Space**  
05 colors



**Blend**  
05 colors

## HEADREST



**Deep Blue**  
CE4700003



**Aurora Red**  
CE4700004



**Gray**  
CE4700002



**Black**  
CE4700001

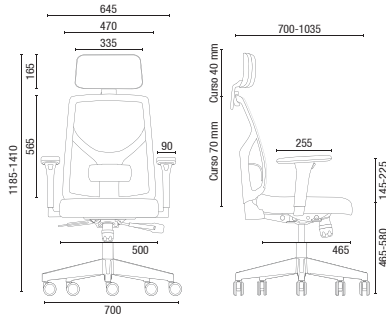


NOTE: Product in this image with Graphite Vélo Mesh 308 and Grid Gray Mist 352; Gray Flip Mesh 601 and Grid Caribbean Blue 353; Graphite Vélo Mesh 308 and Grid Gray Mist 352; Gray Flip Mesh 601 and Grid Pink Camellia 351; Graphite Vélo Mesh 308 and Grid Green Forest 357.

ENHANCE THIS EXPERIENCE!

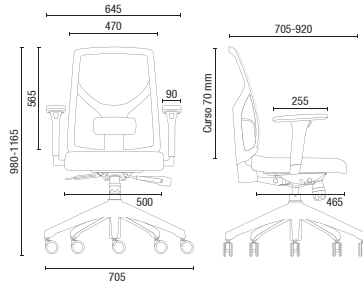


# TECHNICAL DRAWINGS



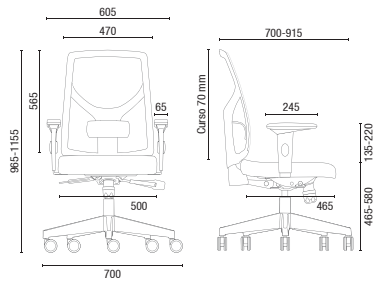
**47101 NewNet Mesh + Headrest**  
**47201 Flip Mesh + Headrest**  
**47301 Vélo Mesh + Headrest**

Syncron  
 MC Arms  
 Nylon Base



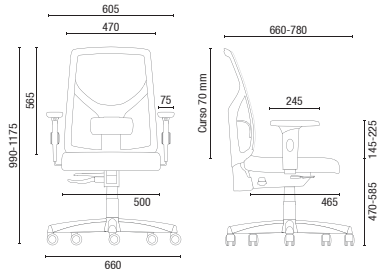
**47101 NewNet Mesh**  
**47201 Flip Mesh**  
**47301 Vélo Mesh**

Syncron  
 MC Arms  
 UP Base



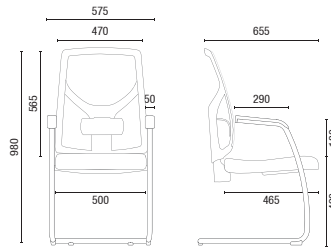
**47101 NewNet Mesh**  
**47201 Flip Mesh**  
**47301 Vélo Mesh**

Syncron  
 SL Arms  
 Nylon Base



**47101 NewNet Mesh**  
**47201 Flip Mesh**  
**47301 Vélo Mesh**

SRY  
 SL New PP Arms  
 Steel Base with Cover



**47106 NewNet Mesh**  
**47206 Flip Mesh**  
**47306 Vélo Mesh**

Integrated Arms  
 Structure SI

NOTE: Extreme measurements obtained without the use of a load gauge.

NOTE: Catalog cover product in Red Vélo Mesh 309 and Grid Persian Red 350.



Cavaletti S/A Professional Seating  
 Street Dr. Hiram Sampaio, 550  
 Erechim/RS Brasil 99.706-461  
 Fone/Fax: (54) 3520.4100  
 comex@cavaletti.com.br  
 www.cavaletti.com.br



Products certified in the ABNT NBR 13962 Standard, in consultation with the Commercial Department - Public Sector.