

Cavaletti

PROFESSIONAL SEATING

7
05
COFFEE

03
MEET



Cavaletti Flip



08 BREAK

02 STUDIO

Cavaletti Flip

Dynamism and agility are qualities common to environments contemporary corporate offices. Cavaletti developed the Flip line to meet versatility and ergonomic quality in the most varied types of use.

CHARACTERISTICS



MECHANISMS
Reclining System Backrest (SRE) or Backrest Without Adjustment (BG).



BACKREST
Injected plastic structure of High strength with height adjustment. Available in Black color and Gray.



ARMS
Adjustable Arms SL, SL New PU, SL New PP (all with Side Adjustment option) or 3D (Adjustable in height and forward PU support angle)). Option of fixed arm, model TC.



MESH
Membrane that adapts to curvature of the spine, providing support and constant ventilation. Available in Black and Gray colors.



SEAT
Seat in injected foam, with gas height adjustment.



BASES
Aluminum Base Options or Nylon, with 65mm casters in Nylon or PU. Steel base with Cover, 50mm casters only in Nylon or PU.



COATINGS
Coatings available in Polyester, Politex, Blend, Grid, Space, Haven, CEC - Stilo, Vinyl and Natural Leather.



STRUCTURES
Z Structure with Integrated Arms, with glides or castors. Structure S with Fixed arms, without arms or with arms Integrated. Chrome Finish or Painting in Universal Black.


CONFIGURATIONS



43.103 SRE
Executive Swivel
Back Recliner System (SRE)
TC Arms
Nylon Base
65mm Casters




43.106 S
Executive Visitor
S Structure
Loop Arms



43.106 SI
Executive Visitor
SI Structure
Integrated Arms



43.106 Z
Executive Visitor
Z Structure
Integrated Arms



43.106 Z ROD
Executive Visitor
Z Structure with 50mm Casters
Integrated Arms




43.122
Stool
Fixed Backrest
TC Arms
Nylon Base with glides (Plastic Base Option)
*Backrest Recliner System (SRE) Optional



43.110
Executive Bench
Interleaved Loop Arms
Black or Chrome Foot Structure
Back glides with Adjustment
*Not available with TC Arms

MESH COLORS

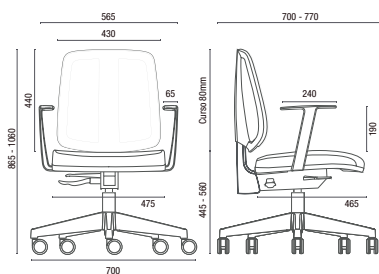


Black

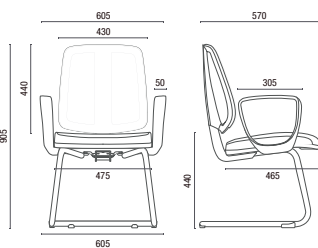


Gray

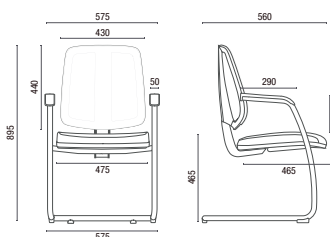
TECHNICAL DRAWINGS



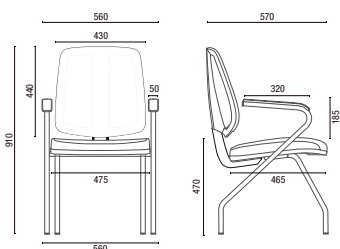
43.103 SRE Executive Swivel



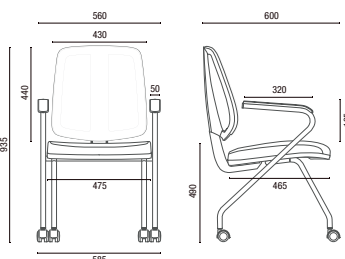
43.106 S Executive Visitor



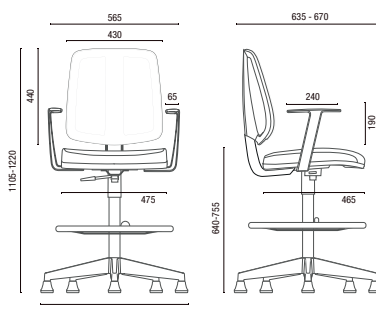
43.106 SI Executive Visitor



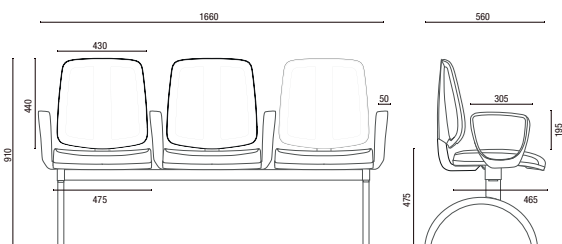
43.106 Z Executive Visitor



43.106 Z ROD Executive Visitor



43.122 Stool



43.110 Executive Bench

Interleaved Loop Arm Widths:

2 seats – 1110mm

3 seats – 1660mm

4 seats – 2195mm

5 seats – 2735mm

NOTE: Extreme measurements obtained without using a load gauge.



Cavaletti S/A Professional Seating
Street Dr. Hiram Sampaio, 550
Erechim/RS Brasil 99.706-461
Fone/Fax: (54) 3520.4100
atendimento@cavaletti.com.br
www.cavaletti.com.br



*Certified Products with Ecological Label (Quality - ABNT - Environmental) or ABNT NBR 13962 Standard, under consultation with the Commercial Department - Public Sector.