

PRODUCT PORTFOLIO

Cavaletti

Cavaletti

PROFESSIONAL SEATING



Cavaletti Vélo

Cavaletti Vélo

Dynamism, agility and speed are essential in the contemporary corporate environment. For him, Cavaletti created the Vélo Line, a product inspired by the concepts of flexibility and lightness to offer ergonomics and dynamic comfort for all types of use. A global project, with original design, Made in Brazil.



Cavaletti partner since 2011, Marc Sapetti was born in Andorra and graduated in industrial design in Barcelona. In the following years he worked in relevant offices in Europe, culminating recently with the creation of his own office. Today, Sapetti Design Consultancy is a multi-award winning studio, including IF Awards (Cavaletti Go) and Good Design Award (Cavaletti Idea). For Marc, "Design is not just a product, but the sum of different factors such as engineering, communication, design and ergonomics".



CHARACTERISTICS



HEADREST
With generous dimensions, it offers greater support for the cervical region. Contact area with Soft Touch PU foam coating.



BACKREST
High backrest on all versions. Adjustable lumbar support (operating models). Available in Light Gray and Carbon colors. Padded cover option in Polyester, Blend, Politex, CEC-Stilo or Natural Leather.




MECHANISM
4-stage Synchron mechanism with front maniple tension adjustment or SRE MC Mechanism, both with adjustment of seat depth. Rotating platform option for Meeting Rooms (SR).



MESH
High-strength intelligent membrane that adapts to column curvature providing constant support and ventilation. Available in eight unique colors.



SEAT
Seat in injected foam, with depth adjustment (operating models). Gas Height Adjustment. Coatings available in Polyester, Politex, Blend, Grid, Haven, Space, CEC-Stilo, Vinyl and Natural Leather.



ARMREST
ID armrest (adjustable in height and lateral spacing, with option of coating the armrest in leather) and 3D (adjustable in height, advance and angle of the PU support).



BASES
Base options in Aluminum or Nylon, with 65mm castors in Nylon or PU.



STRUCTURES
Fixed structures with castors or shoes, with or without Integrated armrest (SI). Painting in Silver or Universal Black.

CONFIGURATIONS



42.101 AC
Swivel Chair
Synchron RP
ID Armrest
Aluminium Base
Lumbar Support
Headrest
Padded Cover



42.101 AC
Swivel Chair
Synchron RP
ID Armrest
Nylon Base
Lumbar Support
Headrest



42.101
Swivel Chair
Synchron RP
ID Armrest
Lumbar Support
Nylon Base



42.101 SR
Swivel Chair
Rotating Platform
Nylon Base




42.106 ROD
Visitor Chair
P Structure
Integrated Armrest




42.106 SI
Visitor Chair
SI Structure
Integrated Armrest

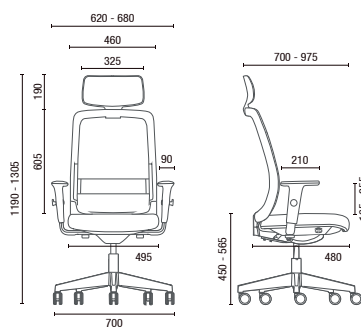
MESH



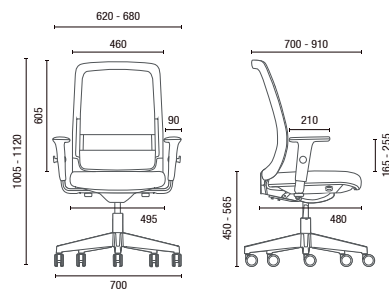
PLASTIC SURFACES



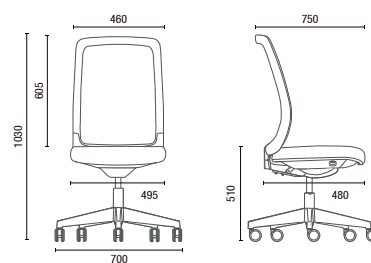
TECHNICAL DRAWINGS



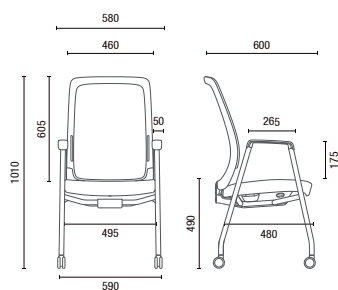
42.101 AC Swivel Chair



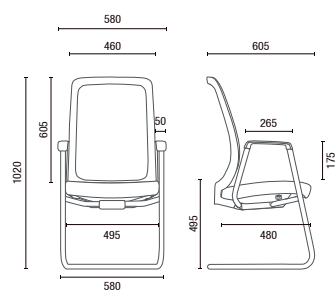
42.101 Swivel Chair



42.101 SR Swivel Chair



42.106 ROD Visitor Chair



42.106 SI Visitor Chair

NOTE: Extreme measurements obtained without using a load gauge.



Cavaletti S/A Professional Seating
Street Dr. Hiram Sampaio, 550
Erechim/RS Brasil 99.706-461
Fone/Fax: (54) 3520.4100
atendimento@cavaletti.com.br
www.cavaletti.com.br



*Certified Products with Ecological Label (Quality - ABNT - Environmental) or ABNT NBR 13962 Standard, under consultation with the Commercial Department - Public Sector.

Cavaletti

PROFESSIONAL SEATING




Cavaletti Idea



Cavaletti Idea

New ideas for new times. Cavaletti Idea seeks to make design and ergonomic high quality accessible for all types of offices. A product made in Brazil, with a high standard of quality and inspired in contemporary concepts of collaborative work.

CHARACTERISTICS



COATINGS
Backrest with flexible internal structure and two options for finish: Soft (in Haven, Polyester, Politec, Blend, Grid, Space, CEC - Stilo, Vinyl and Natural Leather options) or Mesh (in Space option).



COLORS
Three color options for the main plastic surfaces: Off White, Light Gray or Carbon.



BACKREST
Backrest height adjustable, with drive by trigger.



BASES
Base options in Aluminum or Nylon, with 65mm castors in Nylon or PU.



MECHANISM
4-stage Synchron mechanism with tension adjustment by front handle or SRE MC mechanism, both with seat depth adjustment. Turntable option for Meeting Rooms (SR).



ARMS
ID arms (adjustable in height and lateral spacing, with option of leather armrest lining), 3D (adjustable in PU support height, feed and angle) and 4D CA (adjustable in height, lateral distance, feed and angle of PU support).



SEAT
Injected foam seat, Depth Adjustment and Gas Height Adjustment. Coatings available in Polyester, Politec, Blend, Grid, Space, Haven, CEC - Stilo, Vinyl and Natural Leather.



STRUCTURES
Fixed structure Swing with Integrated Arms (SI) and Painting in Silver or Universal Black.

CONFIGURATIONS

IDEA SOFT



40.101
Highback Swivel
Synchron RP
ID Arms
Aluminum Base



40.102
Midback Swivel
Synchron RP
ID Arms
Aluminum Base



40.106 SI
Visitor
SI Structure
Integrated Arms

IDEA MESH



40.202
Midback Swivel
Synchron RP
ID Arms
Nylon Base



40.202 SR
Midback Swivel Platform
Nylon Base



40.206 SI
Visitor
SI Structure
Integrated Arms

COLORS

Three shade options for plastic surfaces.



Off White

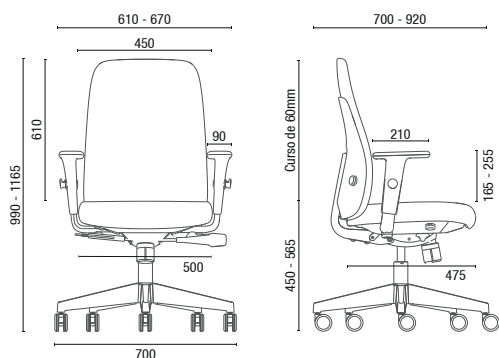


Light Gray

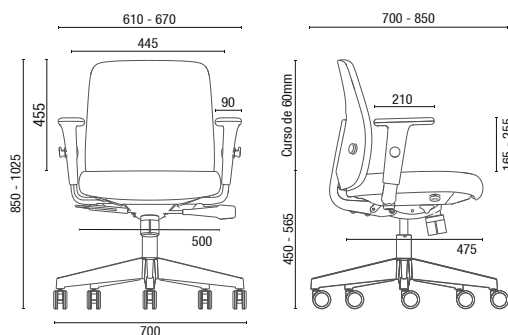


Carbon

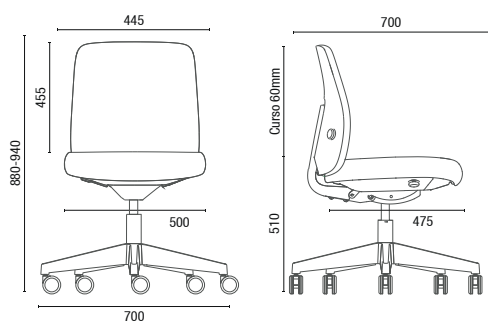
TECHNICAL DRAWINGS



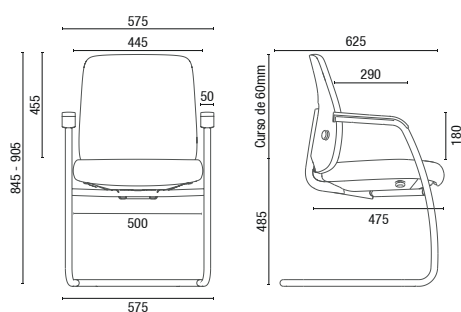
40.101 Highback Swivel



40.102 / 40.202 Midback Swivel



40.202 SR Midback Swivel



40.106 SI / 40.206 SI Visitor

NOTE: Extreme measurements obtained without using a load gauge.



Cavaletti S/A Professional Seating
Street Dr. Hiram Sampaio, 550
Erechim/RS Brasil 99.706-461
Fone/Fax: (54) 3520.4100
atendimento@cavaletti.com.br
www.cavaletti.com.br



*Certified Products with Ecological Label (Quality - ABNT - Environmental) or ABNT NBR 13962 Standard, under consultation with the Commercial Department - Public Sector.

Cavaletti

PROFESSIONAL SEATING



Cavaletti Moov



Cavaletti Moov

Cavaletti Moov is a multitask chair, ideal for dynamic environments. From the corporate office to coworking, there is always a version to meet the needs of the projects.

CHARACTERISTICS



BACKRESTS
Three backrest options:
mesh, engineering polymer
and engineering polymer
with dust jacket.



STRUCTURE
Engineering polymer frame
available in Gray and Black
according to configuration.



BASES
Bases Up (with 65mm Casters in Nylon
or PU) and Steel with Cover (with 50mm
Casters in Nylon or PU), available in
Black and Grey.



COATED BACKREST
Back cover with two seam options:
Smooth and diamond.



ARMRESTS
Fixed: TC arm.
Adjustable: SL and MC arm. All the
models are available in colors
Black and Gray.



MECHANISM
Synchron type Mechanism, with
starting position lock or relax
free and automatic tension regulation,
adjusting to the user's weight without
need for manual adjustment.

DESIGN IN MOTION

The Moov is a versatile chair that features three back options: mesh, polymer engineering and polymer engineering with upholstered jacket. This diversity allows the model to be adapted to the needs of each activity.



NOTE: Products in this image with Blue 303 Mesh and Gray Metal 402 Politéx; Haven Concrete 562 and Haven Sand 560; Haven Field 556; Yellow 258 Polyester; White Metal 307 Mesh and Polyester Tangerine 172; Haven Terracotta 552; Graphite 308 Mesh; Haven Land 561.


CUSTOMIZE AT WILL

Light and flexible in configurations makes it easy to specify for both fast use environments and heavy use for operating environments. The two structure color options, the six coating options and the eight mesh color options allow Cavaletti Moov to complement the project's moodboard, from the more formal to the more laid-back.




NOTE: Products in this image with Haven Field 556; Terracotta 552; Earth 561; Sand 560 and Haven Field 556.


COATING




POLYESTER
27 colors




VINYL
12 colors




CEC - STILO
10 colors




SPACE
05 colors



POLITEX
06 colors



HAVEN
15 colors



GRID
14 colors

CONFIGURATIONS

Check below some possible combinations for Cavaletti Moov and choose yours.



17.101
Swivel
Synchron
Mesh Back
Black Structure
MC Armrests
Base Up



17.201
Swivel
Synchron
Backrest in engineering polymer
Black Structure
MC Armrests
Base Up



17.301
Swivel
Synchron
Backrest in engineering polymer with dust jacket
Black Structure
MC Armrests
Base Up



17.101
Swivel
Synchron
Mesh Back
Gray Structure
MC Armrests
Base Up



17.201
Swivel
Synchron
Backrest in engineering polymer
Gray Structure
MC Armrests
Base Up



17.301
Swivel
Synchron
Backrest in engineering polymer with dust jacket
Gray Structure
MC Armrests
Base Up

NOTE: Products in this image with Graphite 308 Mesh and Gray Metal 402 Politex.

STRUCTURES



Black



Gray

SEAM



Diamond




Smooth

MESH



White Metal



Graphite



Black



Red




Yellow



Lime Green

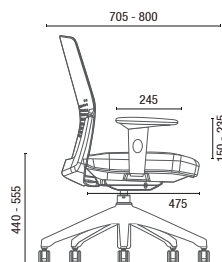
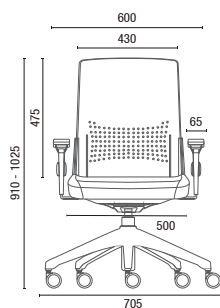
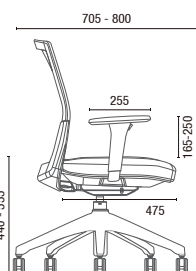
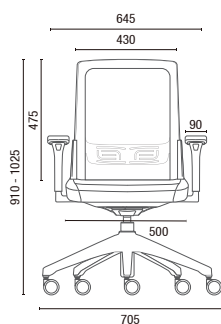


Brown



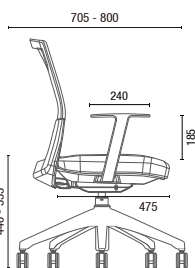
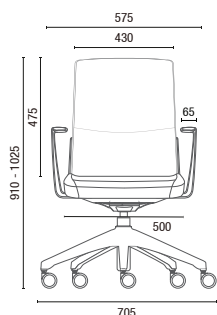
Blue

TECHNICAL DRAWINGS



17.101 Swivel - MC Arm and Base Up

17.201 Swivel - SL Arm and Base Up



17.301 Swivel - TC Arm and Base Up

NOTE: Cover products with White Metal 307 mesh and Haven sky 559, Haven Terracotta 552; Haven Sand 560.

NOTE: Extreme measurements obtained without using a load gauge.



Cavaletti S/A Professional Seating
Street Dr. Hiram Sampaio, 550
Erechim/RS Brasil 99.706-461
Fone/Fax: (54) 3520.4100
atendimento@cavaletti.com.br
www.cavaletti.com.br



Cavaletti

PROFESSIONAL SEATING



Cavaletti Flip



Cavaletti Flip

Dynamism and agility are qualities common to environments contemporary corporate offices. Cavaletti developed the Flip line to meet versatility and ergonomic quality in the most varied types of use.

CHARACTERISTICS



MECHANISMS
Reclining System Backrest (SRE) or Backrest Without Adjustment (BG).



BACKREST
Injected plastic structure of High strength with height adjustment. Available in Black color and Gray.



ARMS
Adjustable Arms SL, SL New PU, SL New PP (all with Side Adjustment option) or 3D (Adjustable in height and forward PU support angle)). Option of fixed arm, model TC.



MESH
Membrane that adapts to curvature of the spine, providing support and constant ventilation. Available in Black and Gray colors.



SEAT
Seat in injected foam, with gas height adjustment.



BASES
Aluminum Base Options or Nylon, with 65mm casters in Nylon or PU. Steel base with Cover, 50mm casters only in Nylon or PU.




COATINGS
Coatings available in Polyester, Politex, Blend, Grid, Space, Haven, CEC - Stilo, Vinyl and Natural Leather.




STRUCTURES
Z Structure with Integrated Arms, with glides or castors. Structure S with Fixed arms, without arms or with arms Integrated. Chrome Finish or Painting in Universal Black.

CONFIGURATIONS



43.103 SRE
Executive Swivel
Back Recliner System (SRE)
TC Arms
Nylon Base
65mm Casters




43.106 S
Executive Visitor
S Structure
Loop Arms




43.106 SI
Executive Visitor
SI Structure
Integrated Arms




43.106 Z
Executive Visitor
Z Structure
Integrated Arms



43.106 Z ROD
Executive Visitor
Z Structure with 50mm Casters
Integrated Arms




43.122
Stool
Fixed Backrest
TC Arms
Nylon Base with glides (Plastic Base Option)
*Backrest Recliner System (SRE) Optional



43.110
Executive Bench
Interleaved Loop Arms
Black or Chrome Foot Structure
Back glides with Adjustment
*Not available with TC Arms

MESH COLORS

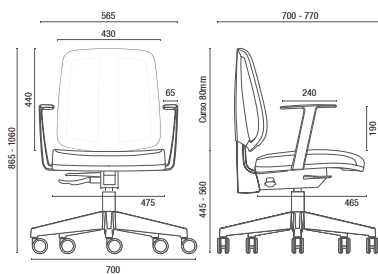


Black

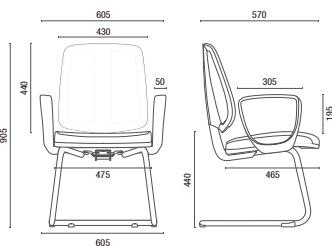


Gray

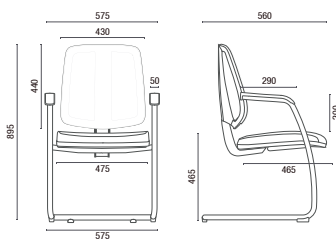
TECHNICAL DRAWINGS



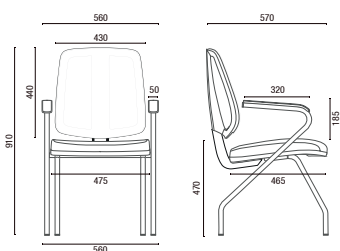
43.103 SRE Executive Swivel



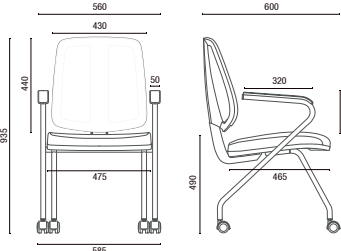
43.106 S Executive Visitor



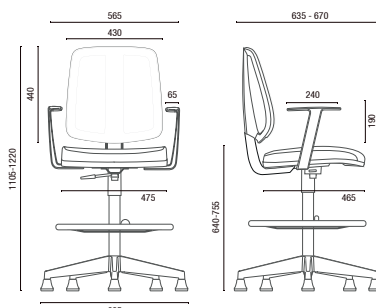
43.106 SI Executive Visitor



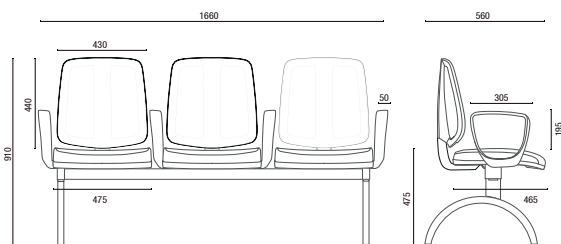
43.106 Z Executive Visitor



43.106 Z ROD Executive Visitor



43.122 Stool



43.110 Executive Bench

Interleaved Loop Arm Widths:

2 seats – 1110mm

3 seats – 1660mm

4 seats – 2195mm

5 seats – 2735mm

NOTE: Extreme measurements obtained without using a load gauge.



Cavaletti S/A Professional Seating
Street Dr. Hiram Sampaio, 550
Erechim/RS Brasil 99.706-461
Fone/Fax: (54) 3520.4100
atendimento@cavaletti.com.br
www.cavaletti.com.br



*Certified Products with Ecological Label (Quality - ABNT - Environmental) or ABNT NBR 13962 Standard, under consultation with the Commercial Department - Public Sector.

Cavaletti

PROFESSIONAL SEATING




Cavaletti Air

Cavaletti Air

Air line products adapt to the shapes and needs of human beings. With adjustments designed to offer excellent ergonomics and comfort for heavy use, Air offers individual adjustment options such as lumbar support height and seat depth, which significantly increases body support areas, adapting according to the constitution of each user.




CHARACTERISTICS




LUMBAR SUPPORT
Adjustable Lumbar Support integrated into the backrest, allows for vertical adjustment of 50 mm of travel. Better support for the spine.



COATINGS
Available seat coatings in Polyester, Polytex, Blend, Grid, Space, Haven, CEC - Stilo, Vinyl and Natural Leather.



BACKREST
High-resistance injected plastic structure and support in mesh, available in Black and Gray.



MECHANISM
4-stage Synchron mechanism with front manipulator tension adjustment or SRE MC mechanism (both with seat depth adjustment option). Rotating platform option for Meeting Rooms (SR).



ARMREST
Adjustable Armrest SL, SL New PU, SL New PP (all with Side Adjustment option) or 3D (adjustable in height, advance and angle of PU support). Integrated Armrest in fixed models.



BASES
Base options in Aluminum or Nylon, with 65mm castors in Nylon or PU. Base in Steel with Plastic Cover, only 50mm castors in Nylon or PU.



SEAT
Made of high performance foam with Gas Height Adjustment and Depth Adjustment option.

CONFIGURATIONS



27001
Swivel Chair
Synchron RP
Adjustable Lumbar Support
3D Armrest
Aluminum base



27001
Swivel Chair
Synchron RP
Adjustable Lumbar Support
3D Armrest
Nylon base




27006 SI
Visitor Chair
SI Structure
Integrated armrest
Black color Mesh




27006 SI
Visitor Chair
SI Structure
Integrated armrest
Gray color Mesh

MESH COLORS

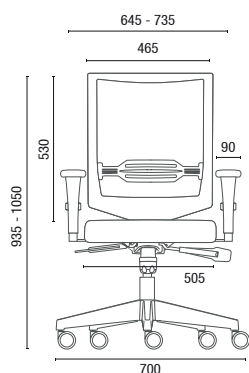


Black

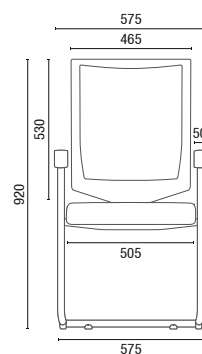
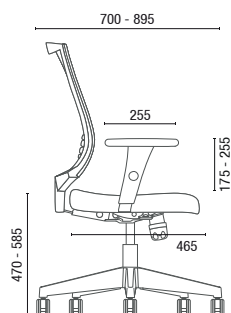


Gray

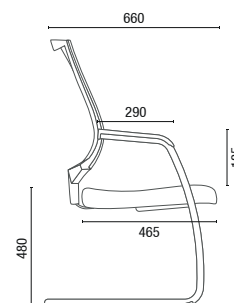
TECHNICAL DRAWINGS



27001 **Swivel Chair**



27006 SI **Visitor Chair**



NOTE: Extreme measurements obtained without using a load gauge.



Cavaletti S/A Professional Seating
Street Dr. Hiram Sampaio, 550
Erechim/RS Brasil 99.706-461
Fone/Fax: (54) 3520.4100
atendimento@cavaletti.com.br
www.cavaletti.com.br



Cavaletti

PROFESSIONAL SEATING



Cavaletti NewNet
Cavaletti NewNet Soft

Cavaletti NewNet

The NewNet line offers the unique experience provided by the mesh backrest. Developed to continuously adapt to the curvature of the spine and provide greater support, this material also provides better natural ventilation when in use. NewNet Soft is the result of the union of the double membrane mesh with the flexibility of colors and coatings materials, combining the ergonomics provided by the mesh with the variety of finishes of an upholstered chair, in a sophisticated and unique design.



NOTE: Product in this image and on the cover of this catalog with Amber Orange Grid coating (361)

CHARACTERISTICS



ACCESSORIES
Headrest option available for models 16001 and 16501.



COATINGS
Different upholstery options for NewNet seat or NewNet Soft seat and backrest: Polyester, Space, CEC-Stilo, Vinyl, Blend, Politex, Haven, Natural Leather and Grid.



SEAT
Seat in injected foam with Gas Height Adjustment.



BASES
Base options in Aluminum or Nylon, with 65mm castors in Nylon or PU. Stamped or Steel Base with Plastic Cover, only 50mm castors in Nylon or PU.



MECHANISM
4-stage Synchron mechanism with front maniple tension adjustment or SRE MC Mechanism (both with option of seat depth adjustment) and on some models of the line, the Back Recline System (SRE).



BACKREST
Double membrane mesh (16000 models) with coating option for NewNet Soft (16500 models).



ADJUSTABLE ARMREST
Swivel Models with Adjustable Armrest SL, SL New PU, SL New PP (all with Side Adjustment option) or 3D (adjustable in height, advance and angle of the PU support).



STRUCTURE
Fixed structures with Integrated Armrest. Chrome or Black Universal Finish.

CONFIGURATIONS

NEWNET



16001 AC
Swivel Chair
Synchron
Armrest 3D
Aluminum Base



16001
Swivel Chair
Synchron
Armrest 3D
Stamped Base



16002
Swivel Chair
Synchron
Armrest 3D
Nylon Base



16003 SRE
Swivel Chair
Backrest Recline System
Armrest SL
Nylon Base



16006 S
Visitor Chair
S Structure
Integrated Armrest



16010
Bench
L2048 Fixed
Armrest Loop Intercalated
Rear Slider with Adjustment



16010
Bench
L2048 Fixed
Rear Slider with Adjustment

NOTE: Product in this image with Graphite Polyester coating (257)

NEWNET SOFT



16501 AC
Swivel Chair
Synchron
Armrest 3D
Aluminum Base



16501
Swivel Chair
Synchron
Armrest 3D
Stamped Base



16503 SRE
Swivel Chair
Backrest Recline System
Armrest SL New PU
Stamped Base

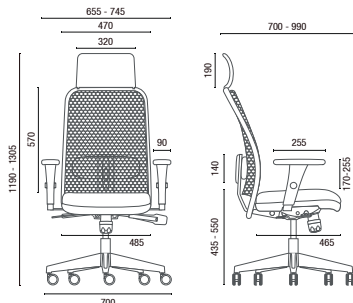


16506 S
Visitor Chair
S Structure
Integrated Armrest

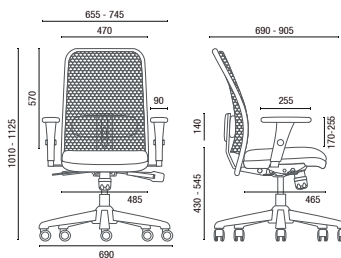
NOTE: Product in this image with Beige CEC-Stilo coating (080)

NOTE: Product in this image coated in Natural Leather Caramel and in Black detail.

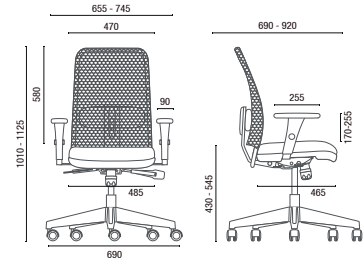
TECHNICAL DRAWINGS



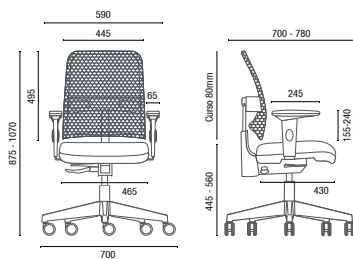
16001 AC Swivel Chair



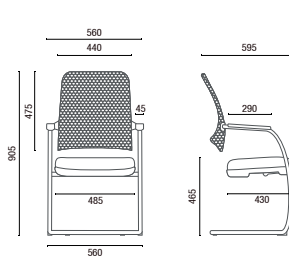
16001 Swivel Chair



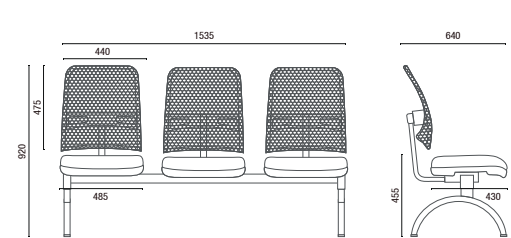
16002 Swivel Chair



16003 SRE Swivel Chair



16006 S Visitor Chair

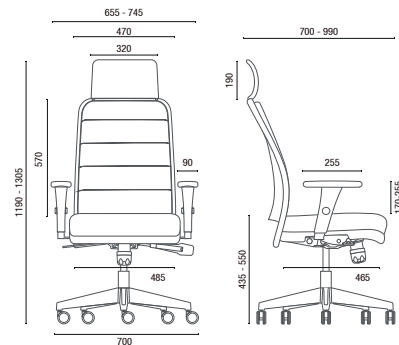


16010 Bench

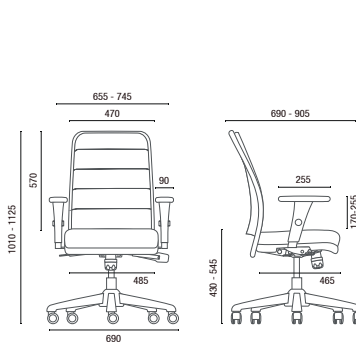
Armless widths:
2 Seats- 1010mm
3 Seats- 1535mm
4 Seats- 2070mm
5 Seats- 2600mm

Widths with intercalated Loop Arm:
2 Seats - 1145mm
3 Seats- 1675mm
4 Seats - 2190mm
5 Seats- 2730mm

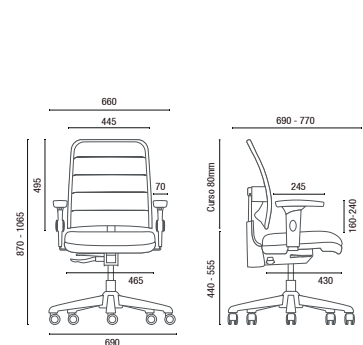
NEUNET SOFT



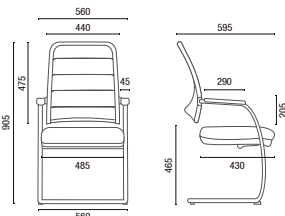
16501 AC Swivel Chair



16501 Swivel Chair



16503 SRE Swivel Chair



16506 S Visitor Chair

NOTE: Extreme measurements obtained without using a load gauge.



Cavaletti S/A Professional Seating
Street Dr. Hiram Sampaio, 550
Erechim/RS Brasil 99.706-461
Fone/Fax: (54) 3520.4100
atendimento@cavaletti.com.br
www.cavaletti.com.br



*Certified Products with Ecological Label (Quality - ABNT - Environmental) or ABNT NBR 13962 Standard, under consultation with the Commercial Department - Public Sector.

Cavaletti

PROFESSIONAL SEATING




Cavaletti PRO



Cavaletti Pro

Dynamic workspaces call for comfortable seating, practical and durable, that integrate with the architecture of each environment. Created to serve operational and management areas, the Pro line offers solutions to intelligently serve a wide variety of users, with a high level of comfort and functionality.


CHARACTERISTICS



HEAD SUPPORT
Headrest with 5 adjustment positions and 35 mm of travel. With generous dimensions, it offers greater support to the cervical region.



BACKREST
High (L AC), High (L), High (Operational) and Medium (Operational) backrests, with anatomical curvatures for Better spinal support.



MECHANISMS
4-stage Synchron mechanism with front handle tension adjustment (with seat depth adjustment option), Relax Mechanism or Seat Recline System Backrest (SRE). Turntable option for Meeting Rooms (SR).



BASES
Base options in Aluminum or Nylon, with 65mm castors in Nylon or PU. Steel Base with Cover, 50mm Casters Only in Nylon or PU.



38001 L AC
Swivel Highback
Synchron
SL Armrests
Aluminum Base



COATINGS
Selected fabrics with double seams in the options: Polyester, Politec, Blend, Grid, Haven, Space, CEC - Stilo, Vinyl and Natural Leather.



ARMRESTS
Adjustable Arms SL, SL New PU, SL New PP (all with option of Side Adjustment) or 3D (adjustable in height, advance and PU support angle).



SEAT
Seat in injected foam with gas height adjustment. Optional Depth adjustment when Synchron mechanism is available.



STRUCTURES
Fixed bases in the Swing option with or without Integrated Arms (S or SI) and Stabilizer glides Chrome or Black Universal Finish.

CONFIGURATIONS



38001 L AC
Swivel Highback
Synchron
SL Armrests
Steel Base with Cover



38001 L
Swivel Highback (Task)
Synchron
SL New PU Arm
Steel Base with Cover



38001 SRE
Swivel Midback
Backrest Recline System
SL Armrests
Steel Base with Cover



38003 SRE
Swivel Midback (Task)
Backrest Recline System
SL Armrests
Steel Base with Cover



38022 SRE
Swivel Stool
Backrest Recline System
SL Armrests
Steel Base with Cover



38006 SI
Visitor
SI Structure
Integrated Arms



38006 S
Visitor
S Structure



38007 SI
Visitor Midback
SI Structure
Integrated Arms



38007 S
Visitor Midbak
S Structure

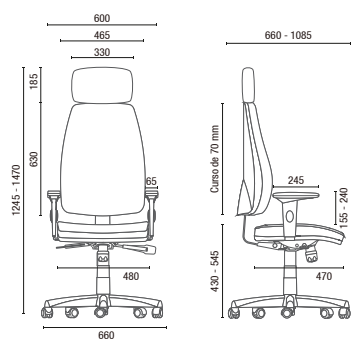


38010
Bench
Back glides with adjustment

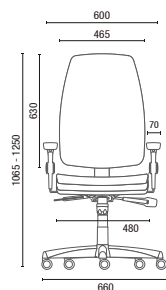


38010
Bench
American Intercalated Arms
Back glideswith adjustment

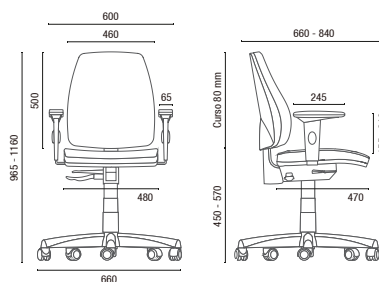
TECHNICAL DRAWINGS



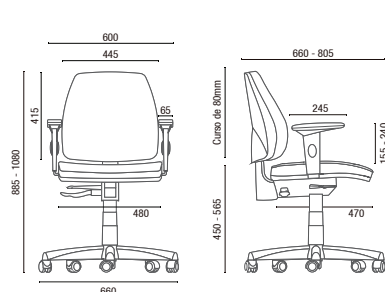
38001 L AC SYNCRON **Swivel Highback**



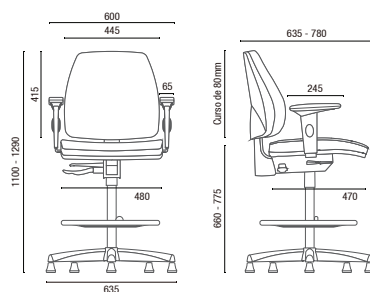
38001 L SYNCRON **Swivel Highback (task)**



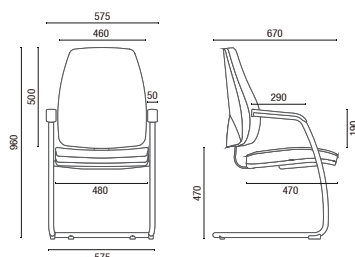
38001 SRE **Swivel Midback**



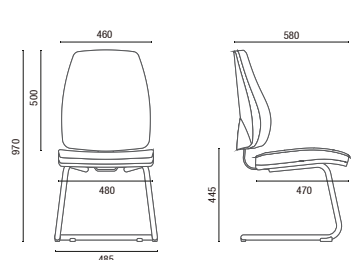
38003 SRE **Swivel Midback (task)**



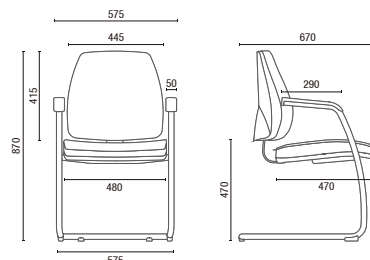
38022 SRE **Swivel Stool**



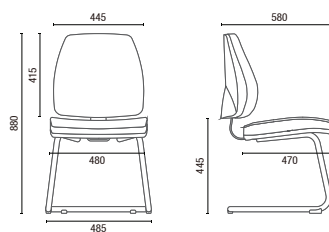
38006 SI **Visitor Integrated Armrests**



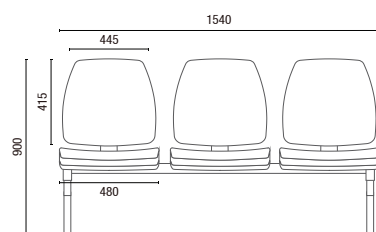
38006 S **Visitor**



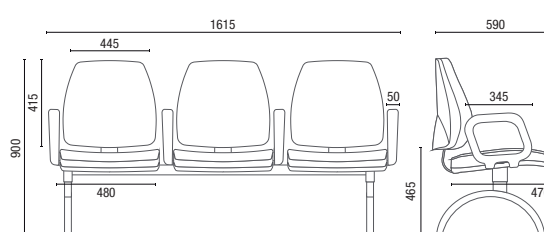
38007 SI **Visitor Midback Integrated Armrests**



38007 S **Visitor Midback**



38010 **Bench**
Widths without Arm:
2 seats – 1015mm
3 seats – 1540mm
4 seats – 2055mm
5 seats – 2600mm



38010 **Bench**
American Interleaved Arm Widths:
2 seats – 1085mm
3 seats – 1615mm
4 seats – 2130mm
5 seats – 2670mm

NOTE: Extreme measurements obtained without using a load gauge.



Cavaletti S/A Professional Seating
Street Dr. Hiram Sampaio, 550
Erechim/RS Brasil 99.706-461
Fone/Fax: (54) 3520.4100
atendimento@cavaletti.com.br
www.cavaletti.com.br



*Certified Products with Ecological Label (Quality - ABNT - Environmental) or ABNT NBR 13962 Standard, under consultation with the Commercial Department - Public Sector.

Cavaletti

PROFESSIONAL SEATING



Cavaletti Mais

Cavaletti Mais

The Mais line offers design centered on the essentials, adapting to different styles of spaces. Developed using concepts ergonomics and state-of-the-art engineering, Mais has products functional and practical to use, facilitating the search for posture ideal workspace in a simple and uncomplicated way.



CHARACTERISTICS



COATINGS
Coatings available in Haven fabrics, Polyester, Politex, Mescla, Grid, Space, CEC - Stilo, Vinyl and Natural Leather.



MECHANISMS
4-stage Synchron mechanism with tension regulation by front handle (with depth adjustment option of the seat). Turntable option for Meeting Rooms (SR).



BACKREST
High and Medium backrests with anatomical curvatures for better spinal support.



ARMRESTS
Swivel models with Adjustable Arms SL, SL New PU, SL New PP (all with Side Adjustment option) or 3D (adjustable in height, advance and angle of PU support).



SEAT
Seat in injected foam with Gas Height Adjustment.



BASES
Base options in Aluminum or Nylon, with 65mm castors in Nylon or PU. Covered Steel Base, Casters Only 50mm in Nylon or PU.



STRUCTURE
Fixed base in Swing structure with Integrated Arm (SI) and fixed glides. Chrome or Black Universal Finish.

CONFIGURATIONS



37001
Swivel Highback
Synchron
3D Armrests
Aluminum Base



37001
Swivel Midback
Synchron
3D Armrests
Nylon Base

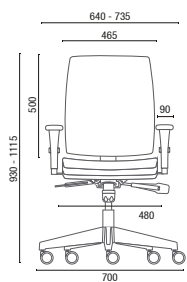


37002
Swivel Midback
Synchron
SL New Pu Armrests
Nylon Base

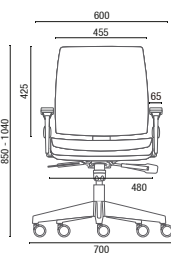
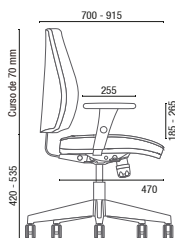


37006
Visitor
"SI" Structure
Integrated Arms

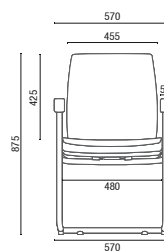
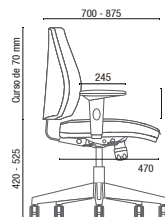
TECHNICAL DRAWINGS



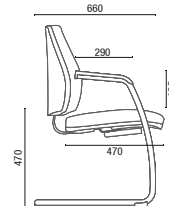
37001 **Swivel Highback**



37002 **Swivel Midback**



37006 SI **Visitor**



NOTE: Extreme measurements obtained without using a load gauge.



Cavaletti S/A Professional Seating
Street Dr. Hiram Sampaio, 550
Erechim/RS Brasil 99.706-461
Fone/Fax: (54) 3520.4100
atendimento@cavaletti.com.br
www.cavaletti.com.br



The mark of responsible forestry

*Certified Products with Ecological Label (Quality - ABNT - Environmental) or ABNT NBR 13962 Standard, under consultation with the Commercial Department - Public Sector.

Cavaletti

PROFESSIONAL SEATING



Cavaletti Slim



Cavaletti Slim

With Original Cavaletti Design, the Slim line has a back and seat with anatomical curvatures, Synchron mechanism with four locking positions, option of steel or aluminum bases and arms with 3D movements. In addition to being a complete corporate line, its minimalist design makes Slim ready to integrate more contemporary projects.

CHARACTERISTICS



COATINGS
Different coating options: Polyester, Grid, Space, CEC-Stilo, Vinyl and Natural Leather.



MECHANISMS
4-stage Synchron mechanism with front maniple tension adjustment, Relax Mechanism or, in some models of the line, the Backrest Recline System (SRE).



SEAT
Seat in high performance foam, with Gas Height Adjustment.



ARMREST
Swivel models with Adjustable Armrest SL, SL New PU, SL New PP (all with Side Adjustment option) or 3D (adjustable in height, advance and angle of PU support).



BASES
Base options in Aluminum or Nylon, with 65mm casters in Nylon or PU. Base in Steel with Plastic Cover, only 50mm castors in Nylon or PU.



STRUCTURES
Fixed structures with Integrated Armrest. Optional casters in the Z structure. Chrome or Black Universal finish.



CONFIGURATIONS



18001
Swivel Chair
Synchron
SL Armrest
Aluminum Base



18002
Swivel Chair
Synchron
SL Armrest
Stamped Base



18004 SRE
Swivel Chair
Backrest Recliner System
SL Armrest
Nylon Base



18006 Z ROD
Visitor Chair
Z Structure with casters
Integrated Armrest



18006 Z
Visitor Chair
Z Structure
Integrated Armrest



18006 P
Visitor Chair
P Structure
Integrated Armrest



18006 S
Visitor Chair
S Structure
Integrated Armrest

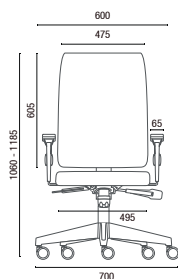


18007 S
Visitor Chair
S Structure
Integrated Armrest

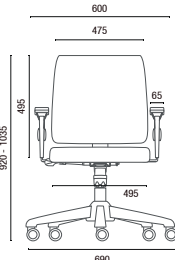
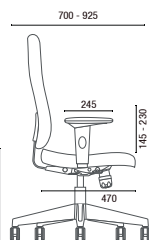


18010
Bench
Armrest Z Intercalated
Optional without armrest
Rear Slider with Adjustment

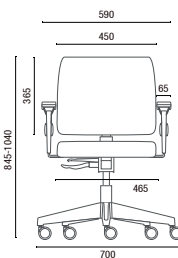
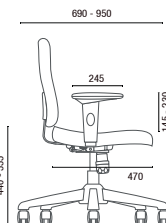
TECHNICAL DRAWINGS



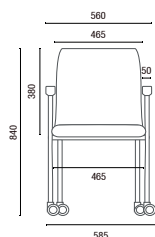
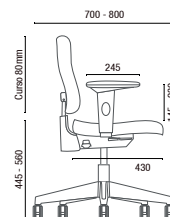
18001 Swivel Chair



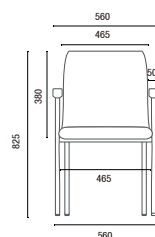
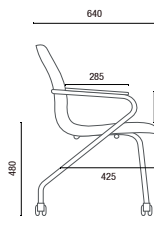
18002 Swivel Chair



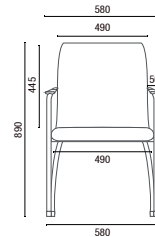
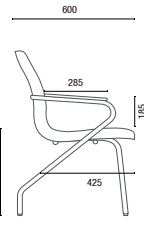
18004 SRE Swivel Chair



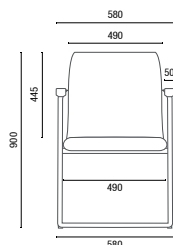
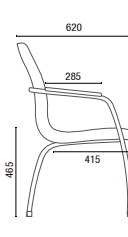
18006 Z ROD Visitor Chair



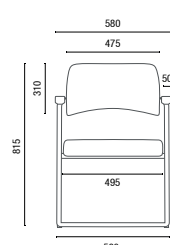
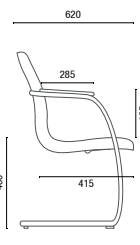
18006 Z Visitor Chair



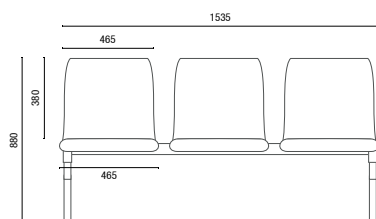
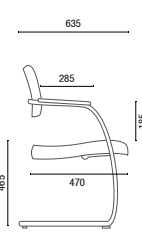
18006 P Visitor Chair



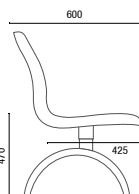
18006 S Visitor Chair



18007 S Visitor Chair



18010 Bench



Armless widths:
2 Seats – 1000mm
3 Seats – 1535mm
4 Seats – 2070mm
5 Seats – 2605mm

Intercalated Z Arm Widths:
2 Seats – 1105mm
3 Seats – 1660mm
4 Seats – 2160mm
5 Seats – 2675mm

NOTE: Extreme measurements obtained without using a load gauge.



Cavaletti S/A Professional Seating
Street Dr. Hiram Sampaio, 550
Erechim/RS Brasil 99.706-461
Fone/Fax: (54) 3520.4100
atendimento@cavaletti.com.br
www.cavaletti.com.br



The mark of responsible forestry



*Certified Products with Ecological Label (Quality - ABNT - Environmental) or ABNT NBR 13962 Standard, under consultation with the Commercial Department - Public Sector.

Cavaletti

PROFESSIONAL SEATING



Cavaletti Start




Cavaletti Start

The Start line offers a variety of models that adapt to different work spaces. With high quality and selected finishes, Start models are ergonomic and seek the ideal comfort for day-to-day offices.

CHARACTERISTICS



FINISHES
Different coating options:
Polyester, Grid, Space, CEC - Stilo
and Vinyl.



MECHANISMS
4-stage Synchron mechanism with
tension regulation by front handle,
Backrest Recline System (SRE) or
Relax mechanism (with backrest
height adjustment option).
On BG models, fixed backrest
option (spring or L 2048) or
adjustable backrest (L 2048).



BACKREST
Backrests at three different heights:
Highback, Midback and Lowback



SEAT
Seat with gas height adjustment, with
injected or expanded foam options. On
models 4103, 4107, 4110 and 4123
only injected foam. On model 4003,
only expanded foam.



ARMRESTS
Adjustable arms SL, SL New PU,
SL New PP (all with option of Side
Adjustment) or 3D (adjustable in
height, advance and angle of the PU
support). Fixed Arms in American
and Loop options



BASES
Base options in Aluminum or Nylon, with
65mm castors in Nylon or PU. Printed or
Steel Base with Cover, only 50mm castors in
Nylon or PU.



STRUCTURES
Fixed structures in Arc type (A),
Four legs (P) or Balance (S).

CONFIGURATIONS



4001
Swivel Highback
Relax Mech
SL Armrests



4002
Swivel Midback
Relax Mech
SL Armrests



4003
Swivel Extra Modelo (140 kgs)
Relax Mech
SL Armrests with Side Adjustment



4006 S
Visitor Highback
S Structure
American Armrests



4006 PUE
Visitor
Retractable Clipboard
American Armrests



4103
Swivel Lowback
Backrest Recline System
SL New PU Armrests



4107 S
Visitor Midback
S structure



4123
Stool
Backrest Recline System
SL New PU Armrests



L2048
Backrest Height
Adjustment
(4004 and 4022)



4004
Swivel Lowback
L2048 with Adjustment
SL Armrests



4008 A
Visitor Lowback
Fixed L2048
Arch Structure



4022
Swivel Stool
L2048 with Regulation



4005
Bench
Individual American Armrests



4110
Bench

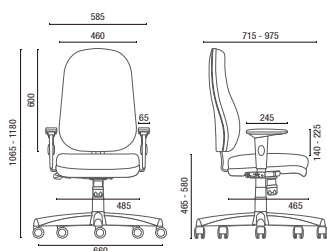


4005 U / 4110 U
Retractable Clipboard
Optional for 4005 and 4110

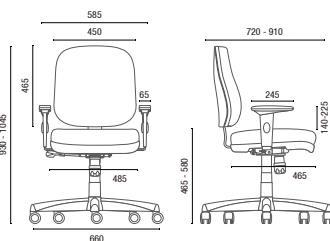


4009
Bench Lowback
L2048 fixed

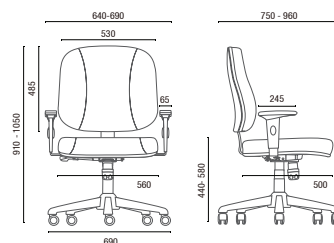
TECHNICAL DRAWINGS



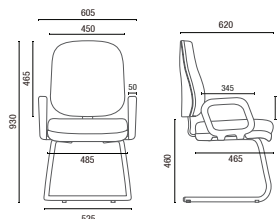
4001 Swivel Highback



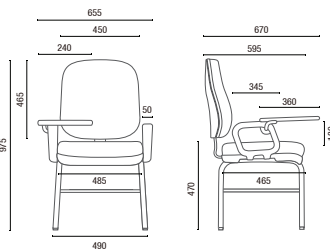
4002 Swivel Midback



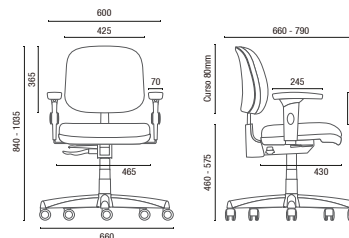
4003 Swivel Extra Model (140 kgs)



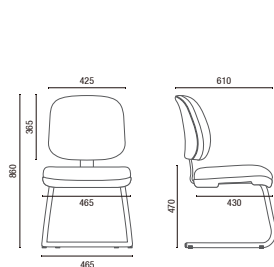
4006 S Visitor Highback



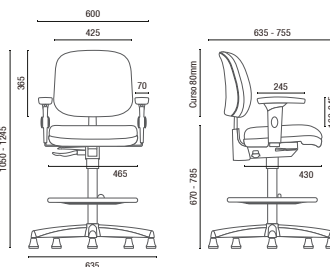
4006 PUE Visitor with Clipboard



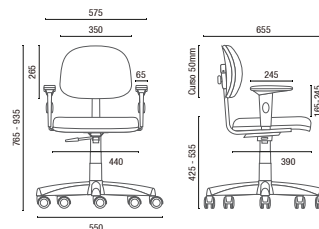
4103 SRE Swivel Task



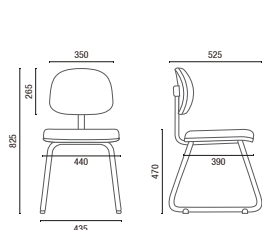
4107 S Visitor Midback



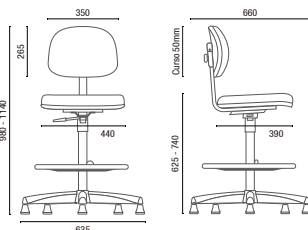
4123 SRE Swivel Stool



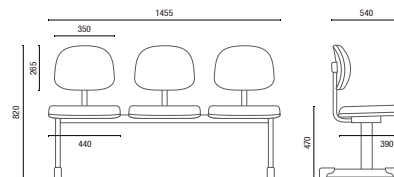
4004 Swivel lowback



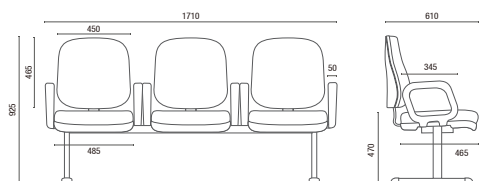
4008 A Visitor Lowback



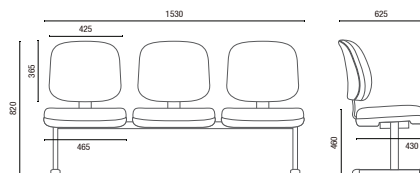
4022 BG Swivel Stool Lowback



4009 Bench
Widths without Arm: 2 seats - 950mm 3 seats - 1455mm
4 seats - 1965mm 5 seats - 2470mm



4005 Bench
Double Arm Widths: 2 seats - 1140mm 3 seats - 1710mm
4 seats - 2280mm 5 seats - 2850mm



4110 Bench
Widths without Arm: 2 seats - 995mm 3 seats - 1530mm
4 seats - 2065mm 5 seats - 2595mm

NOTE: Extreme measurements obtained without using a load gauge.



Cavaletti S/A Professional Seating
Street Dr. Hiram Sampaio, 550
Erechim/RS Brasil 99.706-461
Fone/Fax: (54) 3520.4100
atendimento@cavaletti.com.br
www.cavaletti.com.br



*Certified Products with Ecological Label (Quality - ABNT - Environmental) or ABNT NBR 13962 Standard, under consultation with the Commercial Department - Public Sector.

Cavaletti

PROFESSIONAL SEATING




Cavaletti Stilo



Cavaletti Stilo

Equipped with the Original Cavaletti Recliner System (SRE), the Stilo line offers a series of ideal ergonomic adjustments to allow long working hours with proper posture, reducing physical strain. Its compact size only takes up the space needed, making it easy to move around in everyday life.

CHARACTERISTICS



COATINGS
Different coating options: Polyester, Grid, Space, CEC-Stilo and Vinyl.



MECHANISMS
Backrest Recline System (SRE) or fixed BG or with adjustable backrest option (L 2048) on some models of the line.



SEAT
Seat in injected foam with Gas Height Adjustment.



ARMREST
Swivel Models with Adjustable Armrest SL, SL New PU, SL New PP (all with Side Adjustment option) or 3D (adjustable in height, advance and angle of the PU support). Fixed Armrest in American and Loop options.



BASE
Steel Base with Plastic Cover. 50mm castors in Nylon or PU.



STRUCTURES
Fixed structures in Arc (A), Toothpick (P) or Swing (S) options. Finished with Silver or Universal Black paint.

CONFIGURATIONS



8203 SRE
Swivel Chair
Backrest Recliner System
SL New PU Armrest



8203
Swivel Chair
Flange
SL New PU Armrest
L2048 Backrest Support



L2048
Backrest
Height
Adjustment



8207 S
Visitor Chair
S Structure

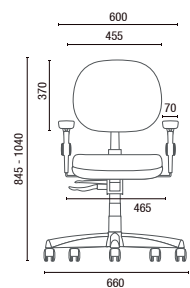


8223
Swivel Chair Stool
L2048 Backrest Support

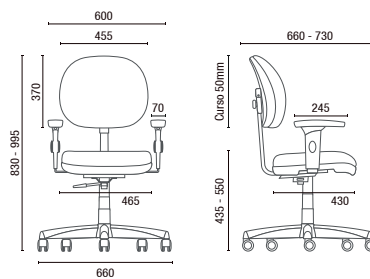


8210
Bench

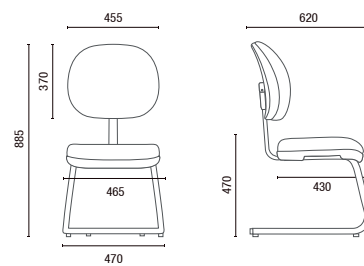
TECHNICAL DRAWINGS



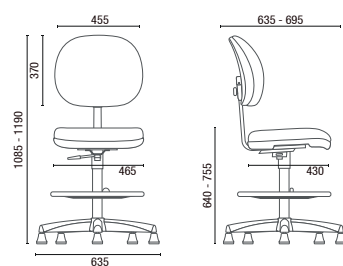
8203 SRE Swivel Chair



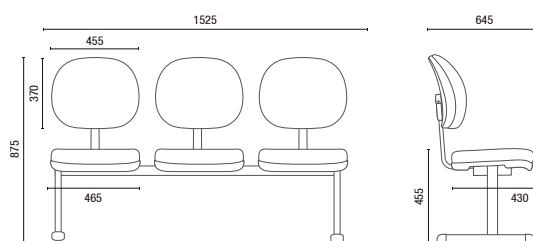
8203 BG Swivel Chair



8207 S Visitor Chair



8223 Swivel Chair Stool



8210 Bench

Armless widths:
 2 Seats – 1000mm
 3 Seats – 1525mm
 4 Seats – 2045mm
 5 Seats – 2585mm

NOTE: Extreme measurements obtained without using a load gauge.



Cavaletti S/A Professional Seating
 Street Dr. Hiram Sampaio, 550
 Erechim/RS Brasil 99.706-461
 Fone/Fax: (54) 3520.4100
 atendimento@cavaletti.com.br
 www.cavaletti.com.br



*Certified Products with Ecological Label (Quality - ABNT - Environmental) or ABNT NBR 13962 Standard, under consultation with the Commercial Department - Public Sector.

Cavaletti

PROFESSIONAL SEATING



Cavaletti StartPlus




Cavaletti StartPlus

With different finishing options, the Start Plus line combines handcrafted care with state-of-the-art technology. There are three available seam patterns that complete sophisticated environments in a subtle but striking way.

CHARACTERISTICS



COATINGS
Different coating options: Polyester, Grid, Space, CEG-Stilo and Vinyl. Two sewing options according to the model (3000 and 6000).



BACKREST
Backrest in four different heights according to models: President, Director, Executive and Secretary.



SEAT
Seat in injected foam with Gas Height Adjustment.



BASES
Base options in Aluminum or Nylon, with 65mm castors in Nylon or PU. Base in Steel with Cover, only 50mm casters in Nylon or PU.



MECHANISM
4-stage Synchron mechanism with tension regulation by front maniple, Backrest Recline System (SRE) or Relax mechanism (with backrest height adjustment option). On BG models, fixed backrest option (spring or L 2048) or adjustable backrest (L 2048).



ARMREST
Swivel models with Adjustable Arms SL, SL New PU, SL New PP (all with Side Adjustment option) or 3D (adjustable in height, advance and angle of PU support). Fixed arms in American and Loop options.



STRUCTURES
Fixed structures in Arc (A), 4 Foot (P) or Swing (S) options. Chrome Finish or Universal Black Painting.

CONFIGURATIONS



3001
President Swivel Chair
Relax
SL Armrest



3002
Director Swivel Chair
Relax
SL Armrest



3006 S
Director Visitor Chair
S Structure
American Armrest



3004 SRE
Secretary Swivel Chair
Back Recliner System
SL New PU Armrest



L2048
Backrest
Height
Adjustment



3008 S
Secretary Visitor Chair
S Structure



3022
Secretary Stool Chair
L2048 with Adjustment



3005
Director Bench
American Double Armrest



3009
Secretary Bench



6001
President Swivel Chair
Relax
SL Armrest



6002
Director Swivel Chair
Relax
SL Armrest

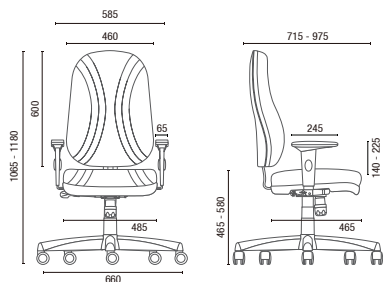


6006 S
Director Swivel Chair
S Structure
American Armrest

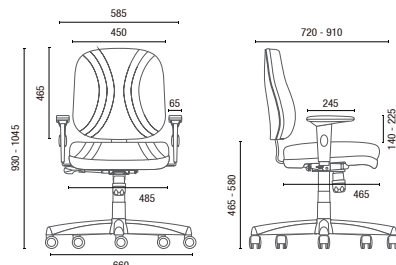


6104 SRE
Executive Swivel Chair
Back Recliner System
SL New PU Armrest

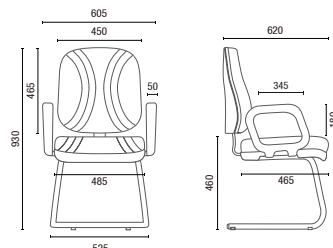
TECHNICAL DRAWINGS



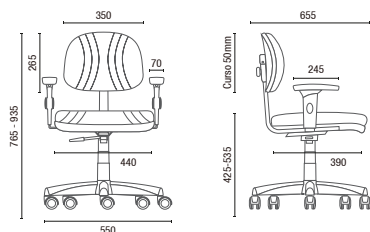
3001 President Swivel Chair



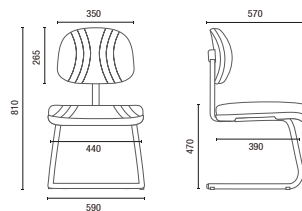
3002 Director Swivel Chair



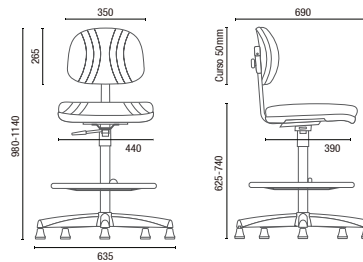
3006 S Director Visitor Chair



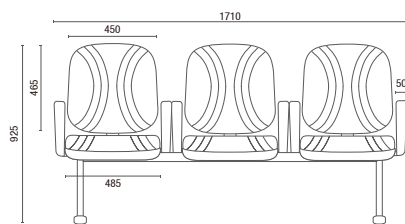
3004 Secretary Swivel Chair



3008 S Secretary Visitor Chair

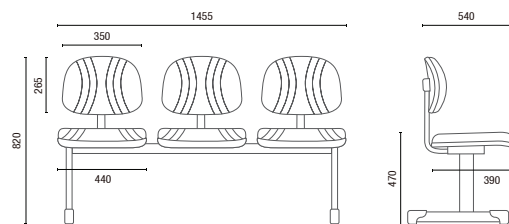
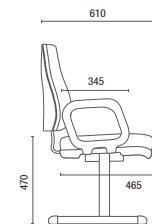


3022 BG Secretary Stool Chair



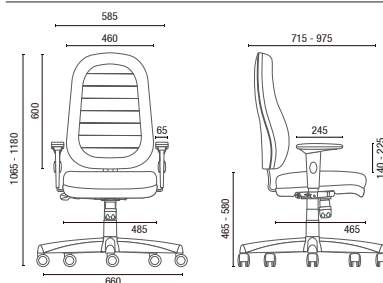
3005 Diretor Longarina

Double Arm Width:
2 seats – 1140mm 3 seats – 1710mm 4 seats – 2280mm 5 seats – 2580mm

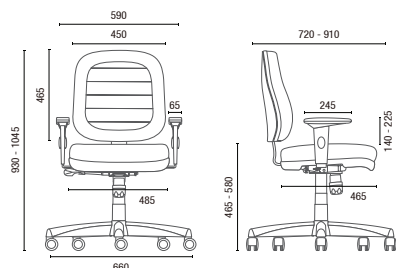


3009 Secretary Bench

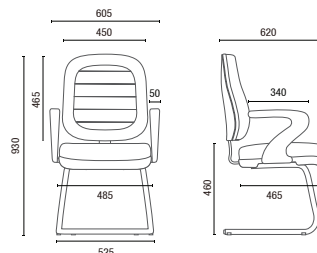
Width without Arm:
2 seats – 950mm 3 seats – 1455mm 4 seats – 1965mm 5 seats – 2470mm



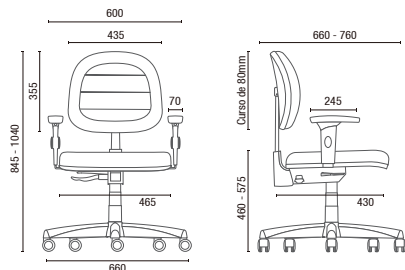
6001 President Swivel Chair



6002 Director Swivel Chair



6006 S Director Visitor Chair



6104 Executive Swivel Chair

NOTE: Extreme measurements obtained without using a load gauge.



Cavaletti S/A Professional Seating
Street Dr. Hiram Sampaio, 550
Erechim/RS Brasil 99.706-461
Fone/Fax: (54) 3520.4100
atendimento@cavaletti.com.br
www.cavaletti.com.br



*Certified Products with Ecological Label (Quality - ABNT - Environmental) or ABNT NBR 13962 Standard, under consultation with the Commercial Department - Public Sector.

Cavaletti

PROFESSIONAL SEATING



Cavaletti Aura



Cavaletti Aura

Cavaletti Aura epitomizes precision and inspiration. Technology and contemporary design. Minimalism and, at the same time, a wealth of details. Because of this plurality, so present, Aura is a versatile product, capable of adapting to the most diverse projects and environments.

CHARACTERISTICS



BACKREST
High or Mid backrest options, allowing its use and composition in different environments.



COATING
A single high-resistance membrane is responsible for providing comfort and a perfect finish. Available in Black, Gray or fabric.




MECHANISM
Synchron-type mechanism, with locking system in working position or in free-floating and automatic tension adjustment, adjusting to the user's weight without the need for manual adjustment.



ARMREST
The arms are fixed and follow the striking curves, which go from the backrest structure to the seat base.



BASES
Base options in Polished Aluminum and in Black and Gray colors, with mixed 60mm Castors.



ADJUSTMENT
Adjustment controls are harmoniously integrated into the product design.



PRECISE DESIGN, INSPIRING SHAPES.

Cavaletti Aura combines technology and harmonic design, sophistication and versatility. A minimalist product in design, with numerous important details that you need to know.





CONFIGURATIONS

Check out the possible combination options for Cavaletti Aura below and choose yours.



44.101
Swivel Chair
Fabric
Polished Aluminum Base



44.101
Swivel Chair
Black Mesh
Black Base



44.101
Swivel Chair
Gray Mesh
Gray Base



44.102
Swivel Chair
Fabric
Polished Aluminum Base



44.102
Swivel Chair
Black Mesh
Black Base



44.102
Swivel Chair
Gray Mesh
Gray Base

BASES

There are 3 different base options: in Polished Aluminum also Nylon base in black or gray color.



Polished Aluminum




Black



Gray

COATINGS


Cavaletti Aura has 3 different coatings: Black Mesh, Gray Mesh and a Fabric coating. Check out the textures of each material below.



Fabric*



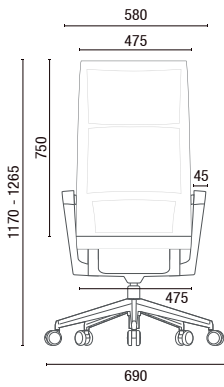
Black Mesh



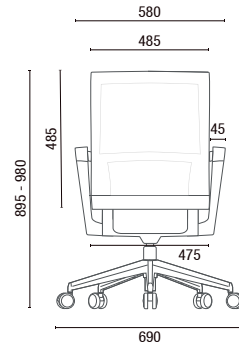
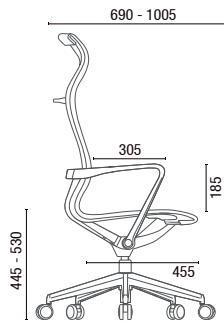
Gray Mesh

*Fabric Coating can only be used with Black structure.

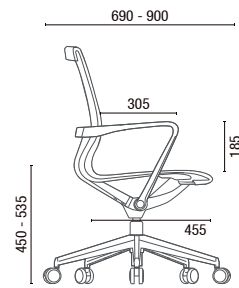
TECHNICAL DRAWINGS



44.101 Swivel Chair



44.102 Swivel Chair



NOTE: Extreme measurements obtained without using a load gauge.



Cavaletti S/A Professional Seating
Street Dr. Hiram Sampaio, 550
Erechim/RS Brasil 99.706-461
Fone/Fax: (54) 3520.4100
atendimento@cavaletti.com.br
www.cavaletti.com.br



Cavaletti

PROFESSIONAL SEATING



Cavaletti Leef

Cavaletti Leef

Cavaletti Leef is an authorial design product, with minimalist lines and at the same time full of personality. A chair marked by its iconic look and a perfect combination of innovative features, capable of guaranteeing maximum comfort, whether for short or long term use.



NOTE: Product in this image with coating in Haven Campo with Olive Stitching Code 715

CHARACTERISTICS

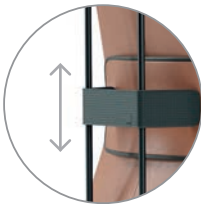
The union between technical features and carefully designed details make Leef a unique chair, especially when you customize it according to your project.



MECHANISM
4-stage Synchron mechanism with front manipulate tension adjustment and seat depth adjustment.



FLEXIBLE BACKREST
Backrest with malleable structure, able to adapt to change of position.



LUMBAR SUPPORT
Adjustable lumbar support (280mm stroke) to body anatomy.



BASE
Base options: Twin (Aluminum in two tones) or Up (Nylon), with 65mm castors in Nylon or PU.



COATINGS
Coatings in Natural Leather, CEC-Stilo, Haven and Politex, with contrasting and subtle stitching options for each color.



ARMREST
4D armrest (adjustable in 4 dimensions) or 3D armrest (adjustable in height, advance and angle of the PU support).



SEAT
6-stage depth adjustment (50mm stroke).

SIMPLY UNUSUAL

With a light and distinctive design, the Leef chair can be used for both directive and operative use.



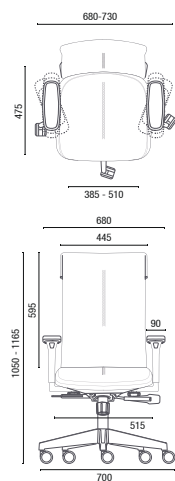
NOTE: Products in this image coated in CEC-Stilo Fendi with Gray Stitching Code 754 and Brown with Copper Stitching Code 750.



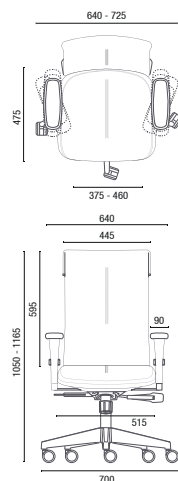
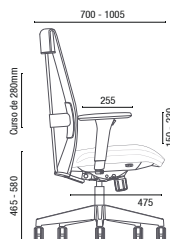
Cavaletti partner since 2011, Marc Sapetti was born in Andorra and graduated in industrial design in Barcelona. In the following years he worked in relevant offices in Europe, culminating in the creation of his own office. Today, Sapetti Design Consultancy is a multi-award winning studio alongside Cavaletti. Among the awards are the IF Awards (Cavaletti Go) and the Good Design Award (Cavaletti Idea and Cavaletti Vélo).

NOTE: Product in these images and on the cover of this catalog coated in Natural Caramel Leather with Black Stitching Code 702.

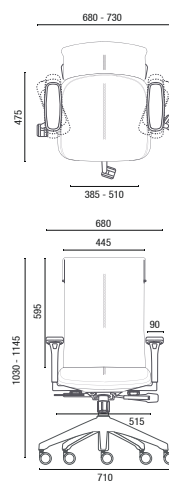
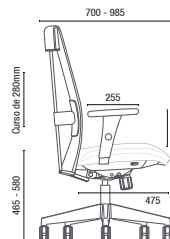
TECHNICAL DRAWINGS



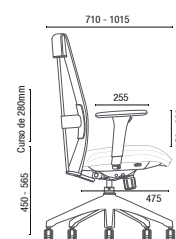
45.101 **Swivel Chair**
4D-CA Armrest
(Aluminum) Twin Base



45.101 **Swivel Chair**
3D Armrest
(Aluminum) Twin Base



45.101 **Swivel Chair**
4D-CA Armrest
(Nylon) UP Base



NOTE: Extreme measurements obtained without using a load gauge.



Cavaletti S/A Professional Seating
Street Dr. Hiram Sampaio, 550
Erechim/RS Brasil 99.706-461
Fone/Fax: (54) 3520.4100
atendimento@cavaletti.com.br
www.cavaletti.com.br



Cavaletti

PROFESSIONAL SEATING



Cavaletti C4

Cavaletti C4

Advanced ergonomic features and finished with aluminum accents make the Cavaletti C4 an ideal alternative for high-end directive spaces.



ACCESSORIES
Fixed Headrest Option.
Available in Black.



MECHANISM
4-stage Synchron mechanism with seat depth adjustment and automatic tension adjustment, adjusting to the user's weight without the need for manual adjustment.



BACKREST
Backrest in mesh, with upholstered and adjustable Lumbar Support. Apparent structure in Polished Aluminum.



ARMREST
Height-adjustable 3D armrest, front horizontal movement or sideways. Soft touch PU support.



BASES
Base options in Aluminum or Nylon, with 65mm castors in Nylon or PU.



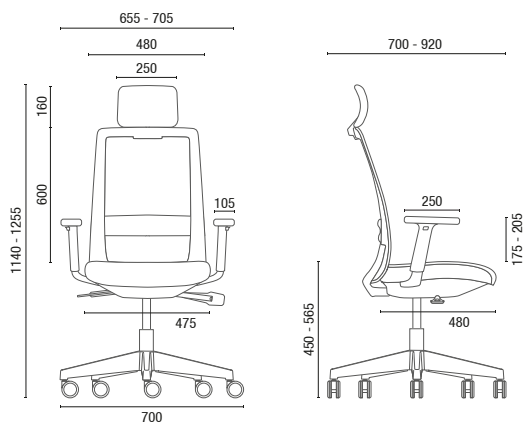
SEAT
Seat in injected foam with Depth Adjustment and Gas Height Adjustment. Coatings in Polyester, Grid, Haven, CEC-Stilo, Space, Vinyl and Natural Leather.



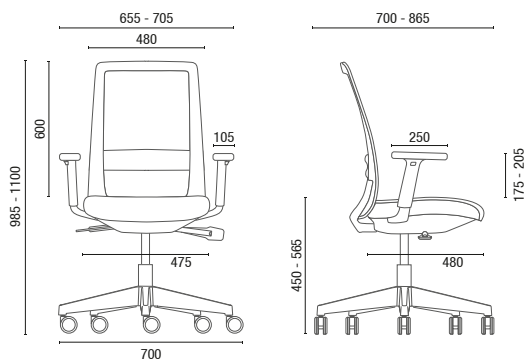
29001
Swivel Chair
Synchron
Armrest 3D
Nylon Base

29001 AC
Swivel Chair
Synchron
Armrest 3D
Aluminum Base
Headrest

TECHNICAL DRAWINGS



29001 AC Swivel Chair with Headrest



29001 Swivel Chair

NOTE: Extreme measurements obtained without using a load gauge.



Cavaletti S/A Professional Seating
Street Dr. Hiram Sampaio, 550
Erechim/RS Brasil 99.706-461
Fone/Fax: (54) 3520.4100
atendimento@cavaletti.com.br
www.cavaletti.com.br





A close-up, high-contrast photograph of the backrest and lumbar support of a black office chair. The backrest features a black mesh with a fine, grid-like pattern. A large, rectangular, black plastic lumbar support is integrated into the lower backrest. The chair's frame is made of black plastic. The background is white.

Cavaletti

PROFESSIONAL SEATING

Cavaletti C3

Cavaletti C3

Simplicity and ergonomics. Essential attributes of a chair for demanding workspaces, where high performance is the most important objective.



28001
Swivel Chair
Synchron
4D Armrest
Steel Base with Cover

28001
Swivel Chair
Synchron
4D Armrest
Nylon Base

28001 AC
Swivel Chair
Synchron
4D Armrest
Aluminum Base
Headrest

CHARACTERISTICS



ACCESSORIES
Headrest option with automatic height adjustment and 3D movements allowing better adjustment and accommodation. Available in Black.



MECHANISM
4-stage Synchron mechanism with seat depth adjustment and automatic tension adjustment, adjusting to the user's weight without the need for manual adjustment.



BACKREST
Backrest in black mesh with flexible and adjustable Lumbar Support.



ARMREST
4D arm, adjustable in height, front horizontal movement, lateral and rotating in the horizontal plane. Soft touch PU support.

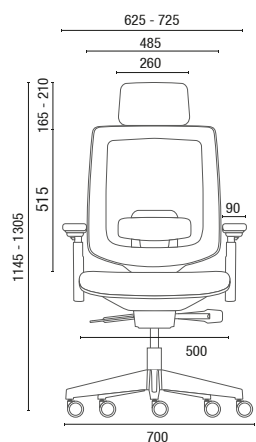


BASES
Base options in Aluminum or Nylon, with 65mm casters in Nylon or PU. Base in Steel with Cover, only 50mm casters in Nylon or PU.

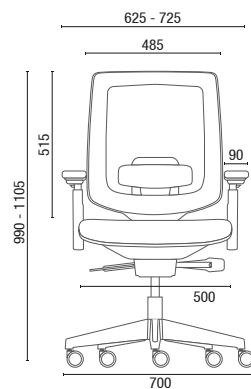
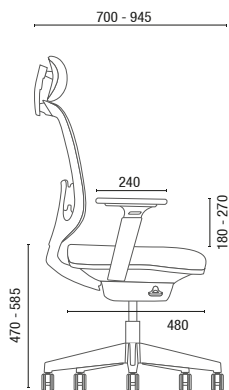


SEAT
Seat in injected foam with Depth Adjustment and Gas Height Adjustment. Coatings in Polyester, Grid, Haven, CEC-Stilo, Space, Vinyl and Natural Leather.

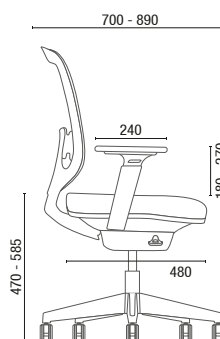
TECHNICAL DRAWINGS



28001 AC Swivel Chair with Headrest



28001 Swivel Chair



NOTE: Extreme measurements obtained without using a load gauge.



Cavaletti

PROFESSIONAL SEATING

Cavaletti Way

Cavaletti Way

The Cavaletti Way line offers a design inspired by slender, elegant silhouettes and a striking personality. Features three backrest height options to suit all types of directive spaces.



BACKREST
Backrest 185 mm higher.
Internal support in mesh
for all models.



HEADREST
Better support for the cervical
region (model 19001 L).



ADJUSTABLE ARMS
Adjustable Arms SL, SL New PU,
SL New PP (all with option of Side
Adjustment) or 3D (adjustable in
height, advance and angle of the PU
support).



DETAILS
Sewing with exclusive design.



MECHANISM
4-stage Synchron Mechanism with front
manipule tension adjustment (with seat
depth adjustment option).



BASES
Base options in Aluminum or Nylon, with
65mm castors in Nylon or PU. Base in
Steel with Cover, only 50mm casters in
Nylon or PU.



STRUCTURES
Fixed swing frame with integrated
arms (SI). Finishing in Universal Black
or Chrome paint.

CONFIGURATIONS



19001 L
Swivel Highback
Synchron
3D Arms
Aluminum Base
Head Support



19001
Swivel Midback
Synchron
SL New PU Arms
Aluminum Base

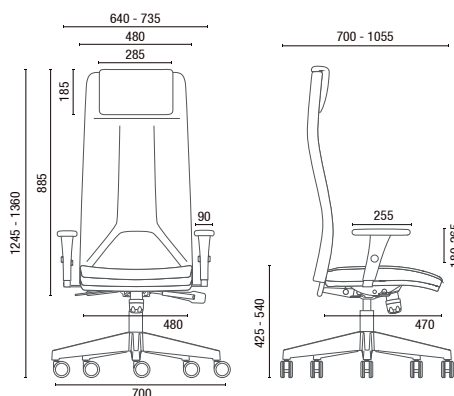


19002
Swivel Lowback
Synchron
3D Arms
Aluminum Base

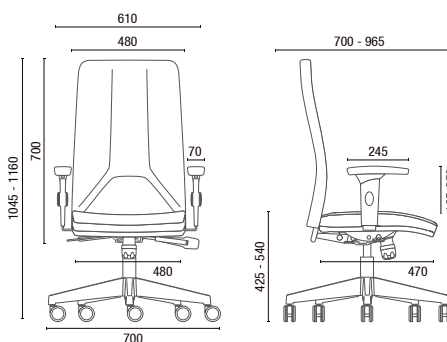


19006 SI
Visitor
SI Structure
Integrated Arms

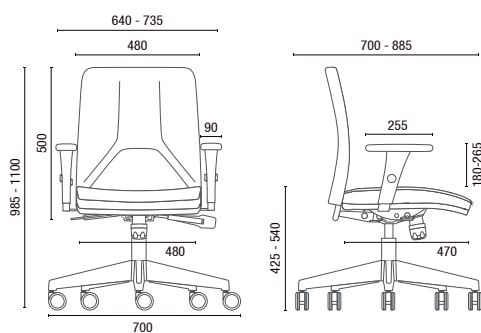
TECNICAL DRAWINGS



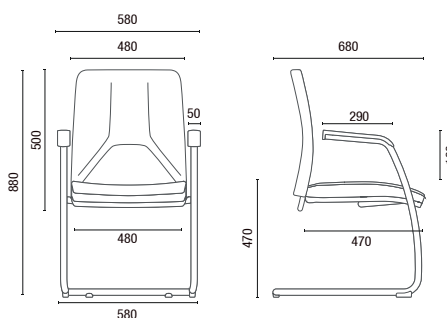
19001 L **Swivel Highback**



19001 **Swivel Midback**



19002 **Swivel Lowback**



19006 SI **Visitor**

NOTE: Extreme measurements obtained without using a load gauge.



Cavaletti S/A Professional Seating
Street Dr. Hiram Sampaio, 550
Erechim/RS Brasil 99.706-461
Fone/Fax: (54) 3520.4100
atendimento@cavaletti.com.br
www.cavaletti.com.br



Cavaletti®

PROFESSIONAL SEATING



Cavaletti Essence



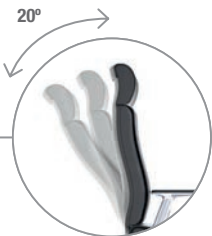
Cavaletti Essence

In a directive space, it is essential to bring together in a single product, refined finishes, generous dimensions and ergonomic adjustments to ensure ample comfort in all the decisions of the day.


CHARACTERISTICS




BACKREST
Backrest with 750mm on the Highback model.



MECHANISM
3-stage Synchron mechanism with tension regulation by front handle.



COATINGS
Available in CEC - Stilo or 100% Natural Leather.



COMFORT
Seat with two foam densities, distributed according to support area.



ARMREST
Exclusive armrest, fixed in Aluminum or 4D in PU Soft Touch (adjustment in height, depth, lateral spacing and support rotation).



SEAT
Seat with Depth Adjustment and Gas Height Adjustment.



BASES
Base options in Aluminum or Nylon, with 65mm castors in Nylon or PU.



STRUCTURE
Fixed base with front casters for better movement. Chrome or Black Universal Finish.

CONFIGURATIONS



20.501
Swivel Highback
Synchron RP
Fixed Aluminum Armrest
Aluminum Base



20.502
Swivel Midback
Synchron RP
Fixed Aluminum Armrest
Aluminum Base



20.506 S
Visitor
Structures with front castors
Fixed Aluminum Armrest



Mobility
Front castors



20.501
Swivel Highback
Synchron RP
4D Armrest
Nylon Base




20.502
Swivel Midback
Synchron RP
4D Armrest
Nylon Base




20.506 S
Visitor Chair
Structure with front castors
4D Armrest

COATINGS

Natural Leather



Black White



Brown Caramel

CEC - Stilo

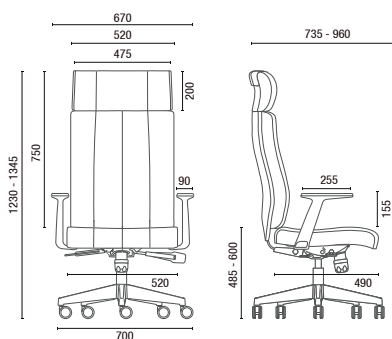


Black Gray White Beige Fendi

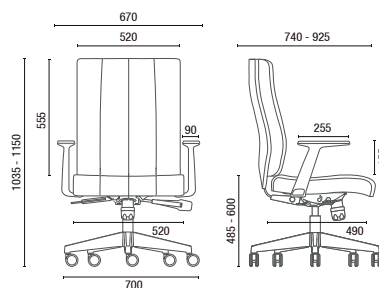


Red Wine Brown Green Blue

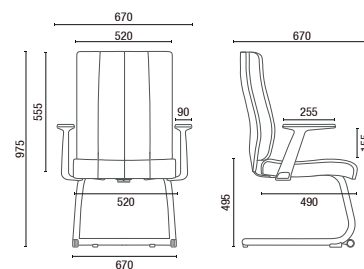
TECHNICAL DRAWINGS



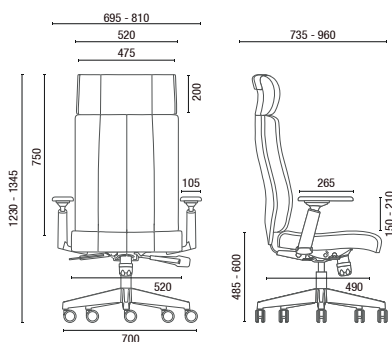
20.501 **Swivel Highback**
Fixed Aluminum Armrest



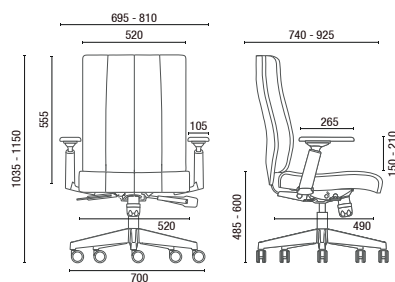
20.502 **Swivel Midback**
Fixed Aluminum Armrest



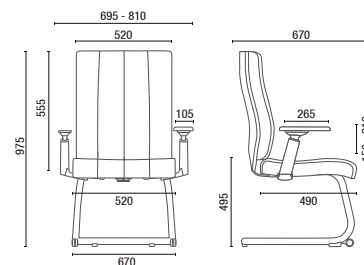
20.506 S **Visitor Chair**
Fixed Aluminum Armrest



20.501 **Swivel Highback**
4D Armrest



20.502 **Swivel Midback**
4D Armrest



20.506 S **Visitor Chair**
4D Armrest

NOTE: Extreme measurements obtained without using a load gauge.

Cavaletti

PROFESSIONAL SEATING



Cavaletti Prime
Cavaletti Master


CHARACTERISTICS



COATING
Models with black Natural
Leather coating.



MECHANISM
5-stage eccentric synchron
mechanism with adjustment of
tension by front maniple.



ARMREST
Aluminum Articulated Arms
with PU support.



BASES
Aluminum base with exclusive design.
60mm PU castors.



PRIME 20200



SEAT
In multidensity foam, with
Gas Height Adjustment;



STRUCTURE
Fixed structure in Balance
option (S) with Chrome
finish.



PRIME 20100
MASTER 20000



COATINGS
Coatings in CEC-Stilo, Vinyl and
Black Natural Leather. Sewing
options depending on the model
(20000 or 20100).



MECHANISM
Relax mechanism with locking
system in working position or free
floating, with tension regulation by
front maniple.



ARMREST
Fixed Arm Chrome with PP finish.



BASES
Stamped, Aluminum and Elliptical
Bases Options (finish chrome
plated), with 50mm castors in
Nylon or PU.

Cavaletti Prime

To be Prime is to be entitled to the best. For this reason, the seats for directive areas of the Prime line are carefully produced to the details, using noble materials and exquisite construction.

CONFIGURATIONS

PRIME 20200



20201
Swivel Chair
Eccentric Synchron
Articulable Arms
Aluminum Base



20202
Swivel Chair
Eccentric Synchron
Articulable Arms
Aluminum Base



20206 S
Visitor Chair
S Structure
Articulable Arms

PRIME 20100



20101
Swivel Chair
Relax
Fixed Arms
Stamped Base



20102
Swivel Chair
Relax
Fixed Arms
Stamped Base



20103
Extra Swivel Chair
Relax
Fixed Arms
Stamped Base



20106 S
Visitor Chair
S Structure
Fixed Arms

MASTER 20000



20001
Swivel Chair
Relax
Aluminum Base



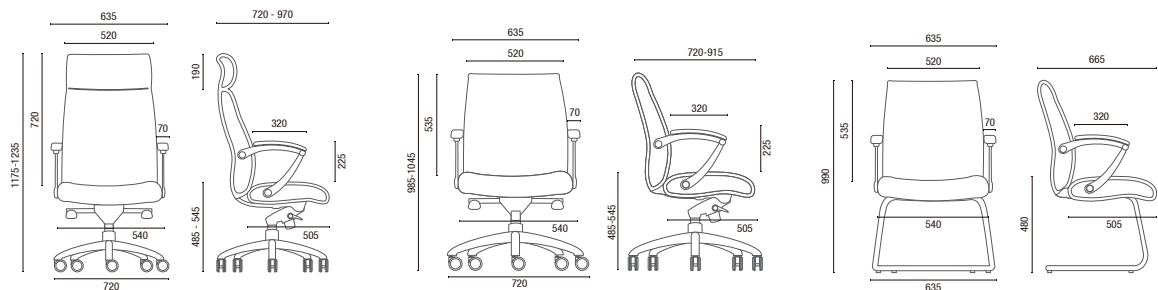
20002
Swivel Chair
Relax
Estamped Base



20006 S
Visitor Chair
Balance Structure (S)

TECHNICAL DRAWINGS

PRIME 20200

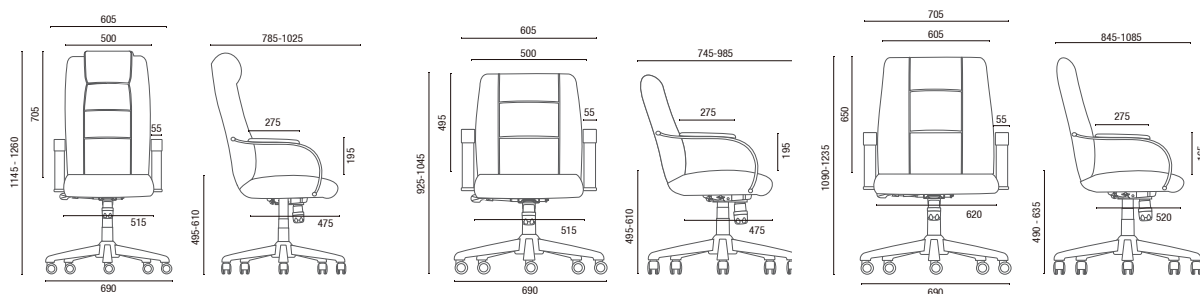


20201
Swivel Chair

20202
Swivel Chair

20206
Visitor Chair

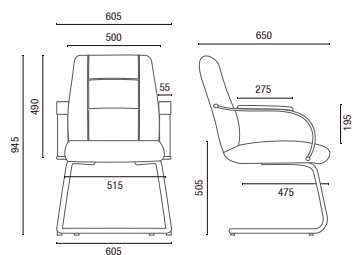
PRIME 20100



20101
Swivel Chair

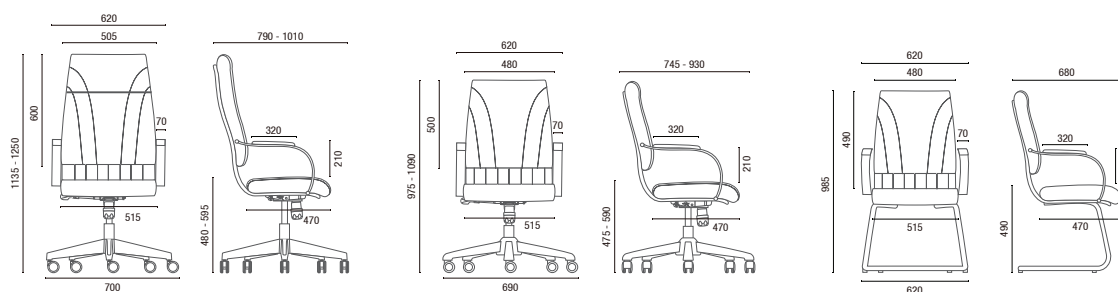
20102
Swivel Chair

20103
Extra Swivel Chair



20106 S
Visitor Chair

MASTER 20000



20001
Swivel Chair

20002
Swivel Chair

20006 S
Visitor Chair

NOTE: Extreme measurements obtained without using a load gauge.



Cavaletti S/A Professional Seating
Street Dr. Hiram Sampaio, 550
Erechim/RS Brasil 99.706-461
Fone/Fax: (54) 3520.4100
atendimento@cavaletti.com.br
www.cavaletti.com.br





Cavaletti

PROFESSIONAL SEATING

Cavaletti Chroma

Cavaletti Chroma


The Chroma line features 100% natural leather beauty associated with the lightness of chrome through a design classic and timeless.



COATINGS
100% Natural Leather Coating with four color options.



MECHANISM
Relax mechanism with locking system in working position or free floating, with tension regulation by front handle.



SEAT
Seat with protection at the bottom, preventing the leather stay marked. Gas Height Adjustment.



ARMRESTS
Arms integrated to the structure, which provide greater strength constructive and durability.



BASES
Options for Stamped or Elliptical Bases (chrome finish), with 50mm castors in Nylon or PU. Aluminum Base with 65mm castors in Nylon or PU.



STRUCTURE
Fixed Swing Structure (S) with Chrome finish.

CONFIGURATIONS



14001
President Swivel
Relax Mechanism
Integrated Arms
Elliptical Base



14001
Swivel
Relax Mechanism
Integrated Arms
Stamped Base



14004
Swivel
Fixed Mechanism
Integrated Arms
Elliptical Base



14007 S
Visitor
"S" Type Astructure
Integrated Arms

COLORS

The Chroma line offers 100% Natural Leather coating with four color options: Brown, Beige, Black and White.




958
Brown



977
Beige

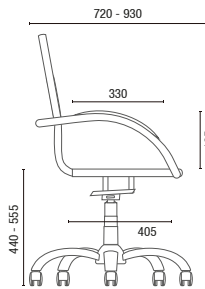
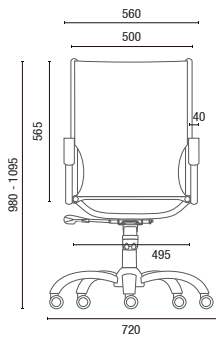


991
Black

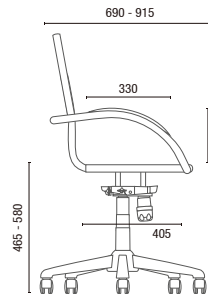
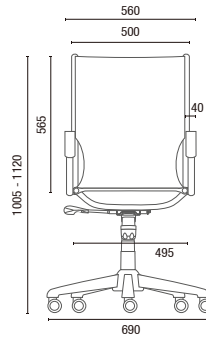


995
White

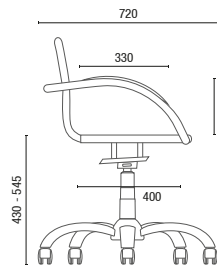
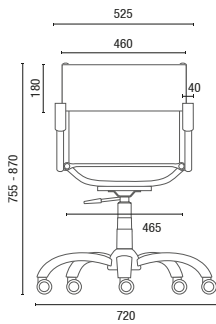
TECHNICAL DRAWINGS



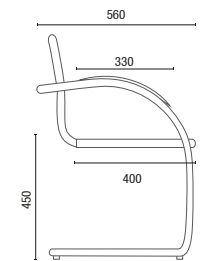
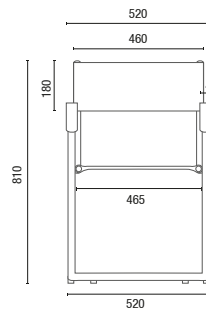
14001 **Swivel**
Elliptical Base



14001 **Swivel**
Stamped Base



14004 **Swivel**
Elliptical Base



14007 S **Visitor**

NOTE: Extreme measurements obtained without using a load gauge.



Cavaletti S/A Professional Seating
Street Dr. Hiram Sampaio, 550
Erechim/RS Brasil 99.706-461
Fone/Fax: (54) 3520.4100
atendimento@cavaletti.com.br
www.cavaletti.com.br



Cavaletti®

PROFESSIONAL SEATING



Cavaletti Coffee



Cavaletti Coffee

For meeting and social environments – from cafes, restaurants, waiting rooms to use as an approach chair – Cavaletti Coffee stands out for its quality of finish combined with its versatility of application.

CHARACTERISTICS

Shapes that invites

With smooth curves and simple shapes, Cavaletti Coffee's design composes shared environments in a practical and inviting way, especially when associated with the tables of the line.





Lightness and resistance

Attractively combined, the solid wood structure and the engineered polymer seat and back, bring lightness and resistance to Cavaletti Coffee. Also ensuring easy cleaning in high-turnover locations.



CONFIGURATIONS



DETAILS



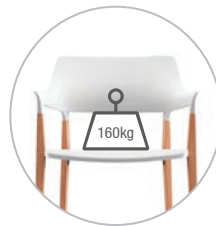
Structure insolid wood
(European Beech)



Inviting shapes and
easy composition in
any space



Engineering polymer
contact surfaces



High strength with
load capacity of
up to 160kg

SURFACES




TABLE TOPS


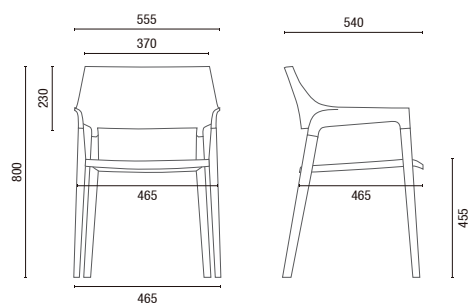


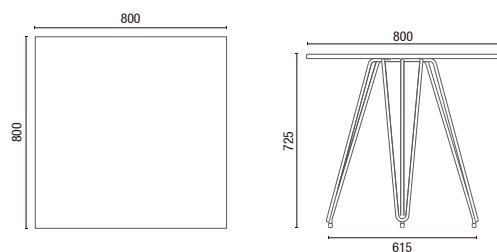
TABLE BASES



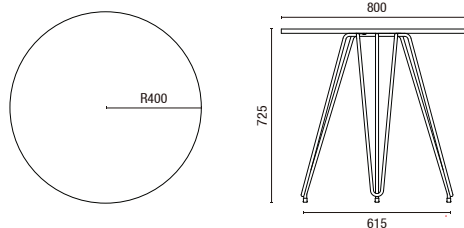
TECHNICAL DRAWINGS



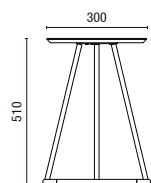
25.006 **Visitor**



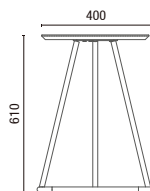
25.101 **Square Top Table**



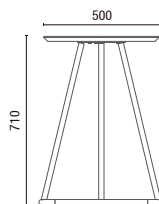
25.102 **Round Top Table**



39.801 **Side Table**



39.802 **Side Table**



39.803 **Side Table**

NOTE: Extreme measurements obtained without using a load gauge. To specify colors and finishes, always use original physical samples from Cavaletti.



Cavaletti S/A Professional Seating
Street Dr. Hiram Sampaio, 550
Erechim/RS Brasil 99.706-461
Fone/Fax: (54) 3520.4100
atendimento@cavaletti.com.br
www.cavaletti.com.br





Cavaletti®

PROFESSIONAL SEATING

Cavaletti Joy

Cavaletti Joy

Light. Simple. Uncomplicated.

Cavaletti Joy offers the simplicity of a design without excesses, combined with the practicality of a color palette exclusive.

Compact and functional, it's a smart way to make all kinds of more attractive and laid-back collective environment.



CHARACTERISTICS

There are times when everything
what we need is to uncomplicate it.



COMPOSITIONS



41.008
Off White
Off White Plastics 44
Base White Ultra Matte
Chrome Base Option



41.008
Gray
Gray Plastics 41
Silver Base
Chrome Base Option



41.008
Graphite
Graphite Plastics 45
Ultra Matte Graphite Base
Chrome Base Option



41.008
Black
Black Plastics 06
Universal Black Base
Chrome Base Option



41.008
Blue
Night Blue Plastics 32
Ultra Matte Blue Base
Chrome Base Option



41.008
Olive
Olive Plastic 76
Ultra Matte Olive Base
Chrome Base Option



41.008
Sand
Sand Plastics 77
Ultra Matte Sand Base
Chrome Base Option



41.008
Tile
Tile Plastics 78
Ultra Matte Tile Base
Chrome Base Option



41.008
Yellow
Yellow Plastics 16
Ultra Matte Yellow Base
Chrome Base Option



41.008
Red
Red Apple Plastics 43
Ultra Matte Red Base
Chrome Base Option



Trolley
Maximum stacking: 10 units



HANDLE
Smart design, allows
practicality in handling.



CLICKS
No screws.
The mounting system is
all by click.

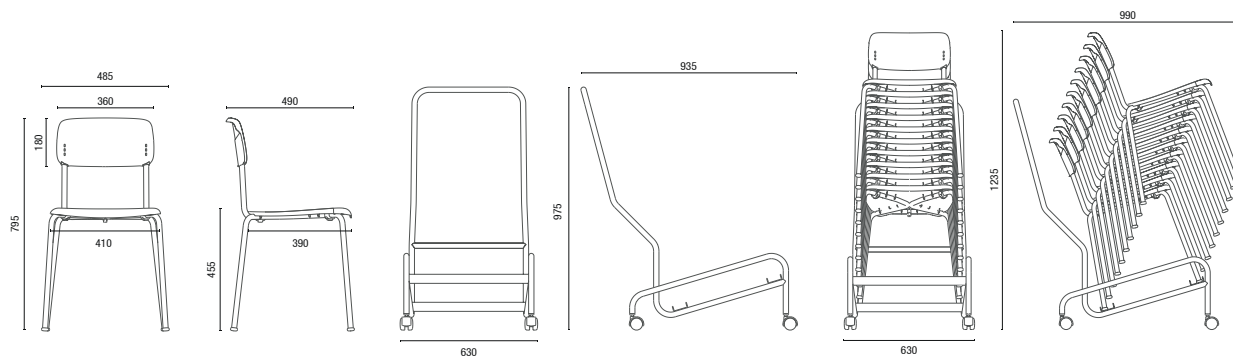


PROTECTION
Support for stacking with
TPE stickers.



STACKING
Stackable up to 10 units.

TECHNICAL DRAWINGS



41.008 Visitor Chair

Joy Trolley

Joy Trolley
Maximum stacking: 10 units

NOTE: Extreme measurements obtained without using a load gauge.

STRUCTURES

	Universal Black (101)	Semi Matte Silver (13)	Chrome (05)	Ultra Matte Graphite (80)	Ultra Matte Red (85)	Ultra Matte Tile (84)	Ultra Matte Yellow (86)	Ultra Matte Sand (83)	Ultra Matte Olive (82)	Ultra Matte Blue (81)	Ultra Matte White (79)	Ultra Matte Soft Pink (100)
Black 06	●	●	●									
Graphite 45	●	●	●	●								
Red Apple 43	●	●	●		●							
Tile 78	●	●	●			●						
Yellow 16	●	●	●				●					
Sand 77	●	●	●					●				●
Olive 76	●	●	●						●			
Night Blue 32	●	●	●							●		
Gray 41	●	●	●									
Off White 44	●	●	●								●	

PLASTICS



Cavaletti S/A Professional Seating
Street Dr. Hiram Sampaio, 550
Erechim/RS Brasil 99.706-461
Fone/Fax: (54) 3520.4100
atendimento@cavaletti.com.br
www.cavaletti.com.br



Cavaletti

PROFESSIONAL SEATING



Cavaletti Go

Cavaletti Go

The Go line was created to offer flexibility – both aesthetic and functional – for contemporary environments. Thus, the original concept unfolds in multiple configurations to meet the needs of each use – Can be in a meeting room, a cafe, a waiting space or even a home office.

The result is a pure design, with precise and iconic lines, which can be complemented with accessories for progressive levels of comfort according to the time of use. The complements allow you to modify the product's aesthetics and adapt it to the identity of each space.



CHARACTERISTICS

VERSATILE ARMS

Integrated into the product design, allowing for stacking.



STACKING PROTECTION

Injected counter seat for protection during stacking.



SMART UPHOLSTERY

Allows the addition of upholstery independently on the seat and backrest, increasing the comfort level progressively. Available in two thickness options: 7mm or 25mm.



STACKING CAPACITY

Stacking up to 15 chairs (on trolley for transport).
Stacking up to 6 chairs (outside the trolley).



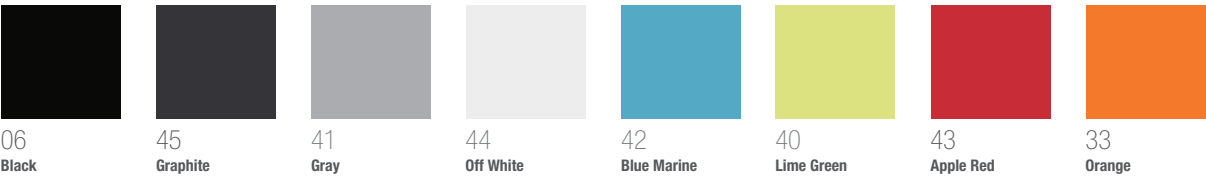
*Trolley for optional transport.

COLORS AND FINISHES

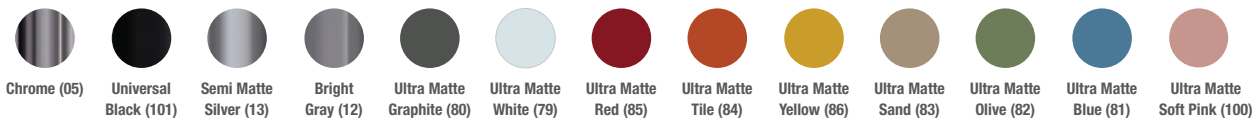
SEWINGS



PLASTICS



STRUCTURES



CONFIGURATIONS

GO BASIC

Optional Armrests

GO SOFT

Optional Armrests
Upholstered Seat

GO COMPLETE

Optional Armrests
Upholstered Seat and Backrest

34003
Swivel



34006
Visitor



34020
High Stool



SPECIAL MODELS

Special models available in Basic, Soft and Complete versions.



34006 P
Visitor
4 Feet Structure
Optional Armrests



34006 P ROD
Visitor
4 Feet Structure with Castors
Optional Armrests

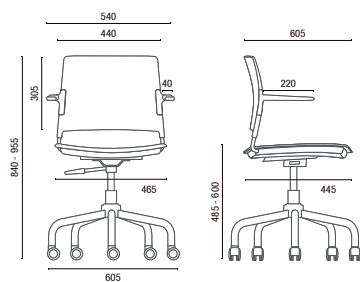


34006
Clipboard
Fixed (U), Removable (UR) Options
and Retractable (UE)

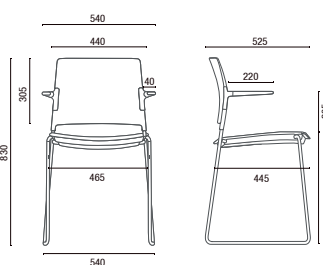


34010
Bench
Optional Armrests
Back glides with adjustment
Available in 2, 3, 4 or 5 Seats.

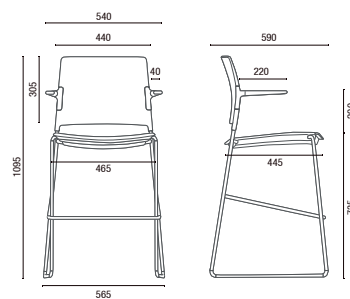
TECHNICAL DRAWINGS



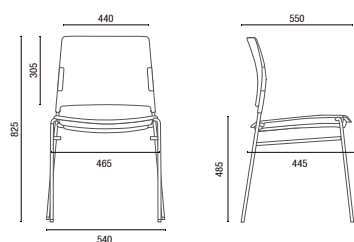
34003 Swivel



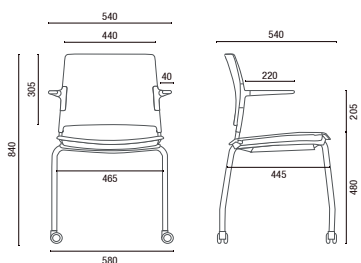
34006 Visitor



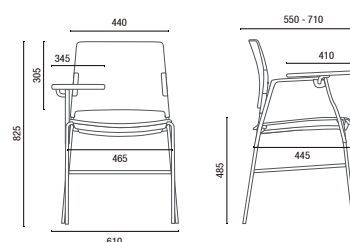
34020 High Stool



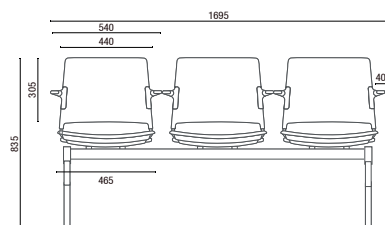
34006 P Visitor



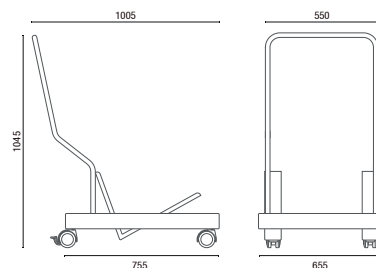
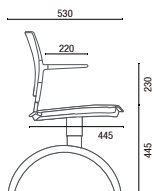
34006 P ROD Visitor with Castors



34006 U Clipboard



34010 Bench
Width with Armrest:
2 Seats – 1110mm
3 Seats – 1695mm
4 Seats – 2270mm
5 Seats – 2860mm



Trolley
Maximum stacking: 15 units

NOTE: Extreme measurements obtained without using a load gauge.



Cavaletti S/A Professional Seating
Street Dr. Hiram Sampaio, 550
Erechim/RS Brasil 99.706-461
Fone/Fax: (54) 3520.4100
atendimento@cavaletti.com.br
www.cavaletti.com.br



Cavaletti

PROFESSIONAL SEATING



Cavaletti Stay

Cavaletti Stay

People's relationship with time has changed...

Connectivity has transformed the way we live, work, relax.

Today, every place can be a productive environment: a waiting room, a cafe, a library.

And this change calls for chairs suitable for this new behavior.

Stay The line offers optimal comfort for all the moments.



PRODUTIVIDADE Stay
“in between” conectividade
NO PROBLEMS & LEITURA
cadeiras praticidade
NOVAS IDEIAS
LIGHT Cavaletti
NEW CORES TEMPO interação
ambientes criativos



ATIVIDADE Stay
 "een" conectividade
 PROBLEMS
 LEITURA
 IDEIAS
 Cavaletti
 TEMPO
 interação
 DIVERSÃO
 Conforto
 &
 entes criativos



CONFIGURATIONS



33106 P
 Stackable Visitor
 4 Feet Structure
 Integrated Arms
 Maximum stacking: 04 units



33107 A
 Visitor
 Arch Structure
 Integrated Arms



33108
 Swivel
 Integrated Arms



33206
 Visitor
 Varnished Wooden Feet
 *Upholstered Seat Option



33120
 High Stool
 4 feet Structure
 Integrated Arms



33110
 Bench
 Integrated Arms

COLORS



CÓD. 02
 White

CÓD. 41
 Gray

CÓD. 46
 Brown coffee

CÓD. 06
 Black

CÓD. 42
 Blue Marine

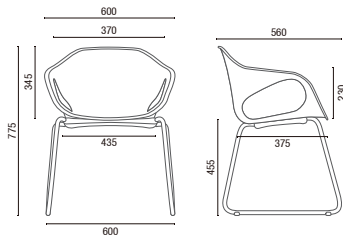
CÓD. 40
 Lime Green

CÓD. 38
 Cherry Red

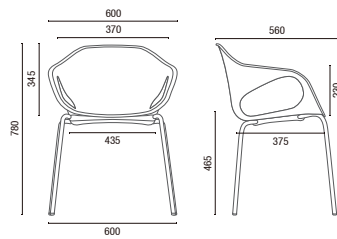
CÓD. 33
 Orange

Structure with Chrome finish, Universal Black paint or White (model 33108).

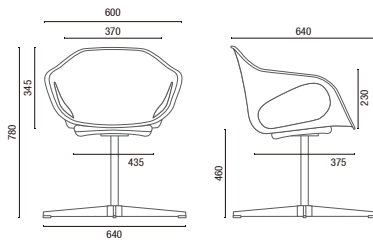
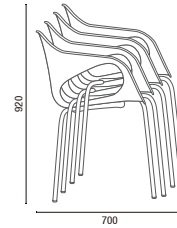
TECHNICAL DRAWINGS



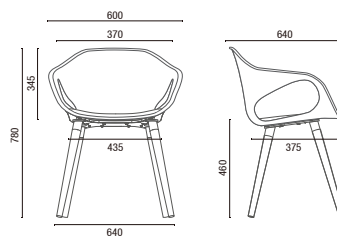
33107 A **Visitor**



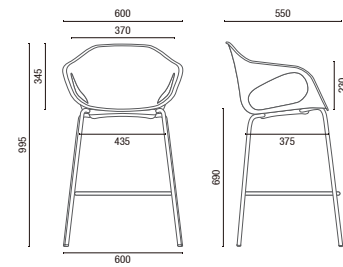
33106 P **Visitor stackable**
Maximum stacking: 04 units



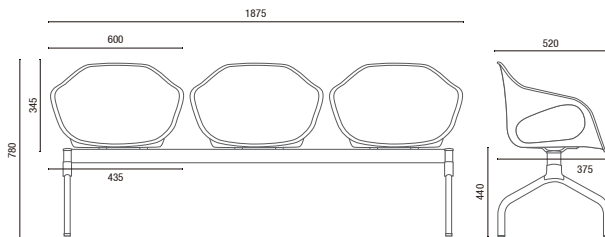
33108 **Swivel**



33206 **Visitor**



33120 **High stool**



33110 **Bench**

Width:
2 Seats – 1230mm
3 Seats – 1845mm
4 Seats – 2470mm
5 Seats – 3090mm

Cavaletti

PROFESSIONAL SEATING



Cavaletti Viva

Cavaletti Viva

Inspired by nature, the Viva line brings exclusive tones to be combined with different configurations, adapting to any environment. In addition to the variety of colors, the products feature a Cavaletti design, which is exclusive and more ergonomic.

Enjoy, imagine, create. Viva!



VERSIONS

VIVA

The models of the Viva line have a handgrip, which facilitates handling and transport. Available in fifteen different shades.

VIVA SPM


The Viva SPM version brings the Viva chair without the handgrip in four color options: Blue, Red, White and Black. Available for all configurations.

Learning environments designed to inspire. The Viva chair with 360° clipboard allows easy access and mobility, as it can be used on the left or right side, in a longitudinal, horizontal or inclined position. Ideal for layout readjustments, to promote interaction between participants in learning activities in an active way and in groups, with a unique color palette to personify collective environments.



COLORS

VIVA




VIVA SPM



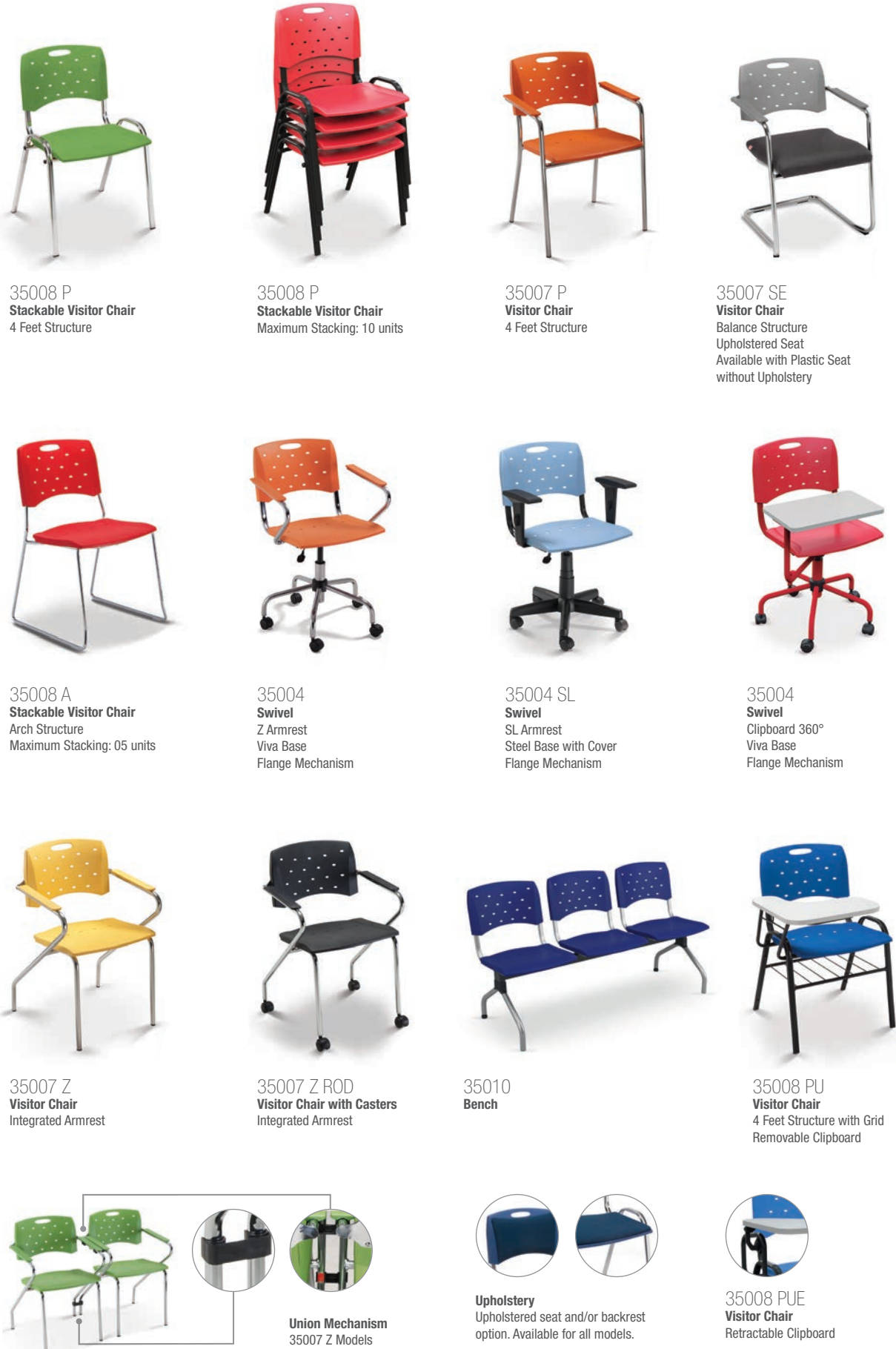
Available in custom color for orders starting from 500 units.

STRUCTURES

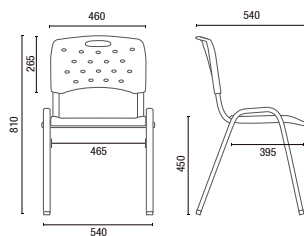


Finishes, tips and the center of the bench will always be black.

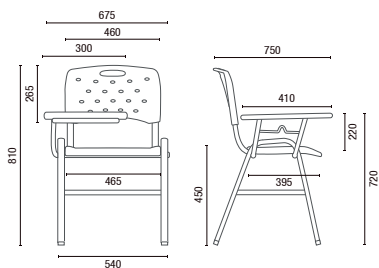
CONFIGURATIONS



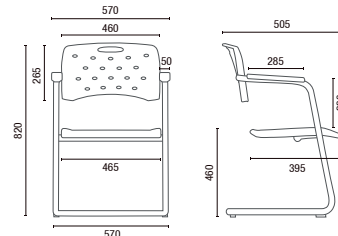
TECHNICAL DRAWINGS



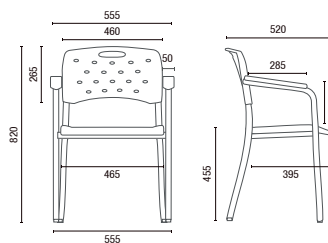
35008 P **Stackable Visitor Chair**



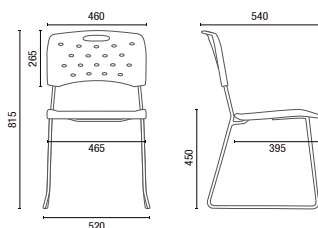
35008 PU **Visitor Chair**



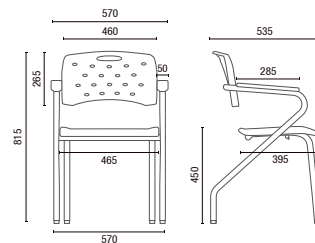
35007 S **Visitor Chair**



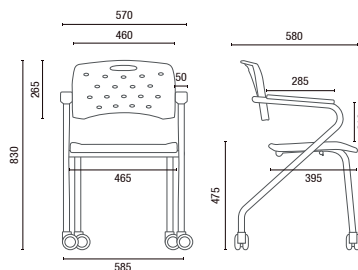
35007 P **Visitor Chair**



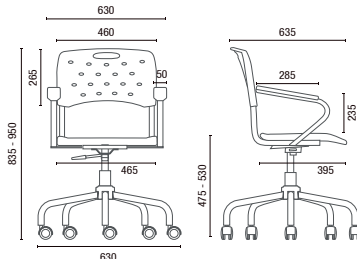
35008 A **Stackable Visitor Chair**



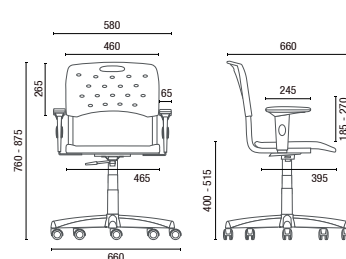
35007 Z **Visitor Chair**



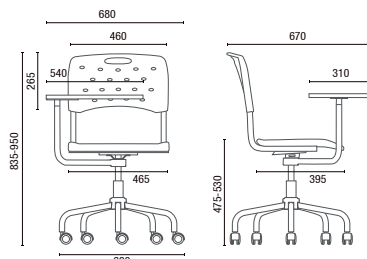
35007 Z ROD **Visitor Chair with Casters**



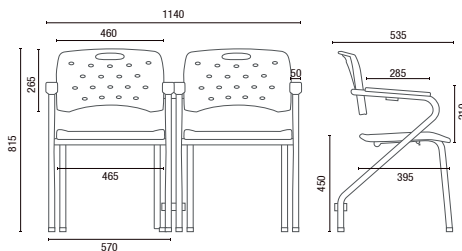
35004 **Swivel with Viva Base**



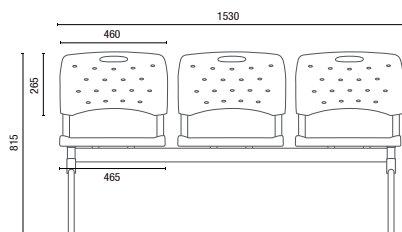
35004 **Swivel with Steel with Cover Base**



35004 **Swivel with Clipboard 360°**



35007 Z **Visitor Chair with Union Mechanism**



35010 **Bench**

Widths without Armrest:

2 Seats - 1025mm 3 Seats - 1530mm 4 Seats - 2050mm 5 Seats - 2575mm

NOTE: Extreme measurements obtained without using a load gauge.



Cavaletti S/A Professional Seating
Street Dr. Hiram Sampaio, 550
Erechim/RS Brasil 99.706-461
Fone/Fax: (54) 3520.4100
atendimento@cavaletti.com.br
www.cavaletti.com.br



*Certified Products with Ecological Label (Quality - ABNT - Environmental) or ABNT NBR 13962 Standard, under consultation with the Commercial Department - Public Sector.

Cavaletti

PROFESSIONAL SEATING



Cavaletti Solo



Cavaletti Solo

In individual moments of connection, contemplation and decompression, Cavaletti Solo contemporary design invites you for a comfort experience between the activities of the day.

NOTE: Products in this image in Liv Arenito 500 and Basalt 513. Cover products in Natural Leather Caramel 259.

CHARACTERISTICS

The reinvention of the break

With a high back and welcoming shapes, Cavaletti Solo encourages a change in posture and makes breaks much more inspiring, especially when combined with Ottoman.



NOTE: Products in this image in Haven Sand 560 and Natural Leather Caramel 259.

One product, several moods

Available in swivel or fixed versions, Cavaletti Solo bases feature 12 color options, which combined with more than 80 coatings, adapt to different styles of environment.




NOTE: Products in this image in Grid Beige Ivory 360, Haven Field 556 and Savannah 557.

CONFIGURATIONS



NOTE: In these images, Solo and Ottoman in Politex Gray Metal 402 and Side Tables with top in MDF Swiss Elm.


DETAILS



COATINGS

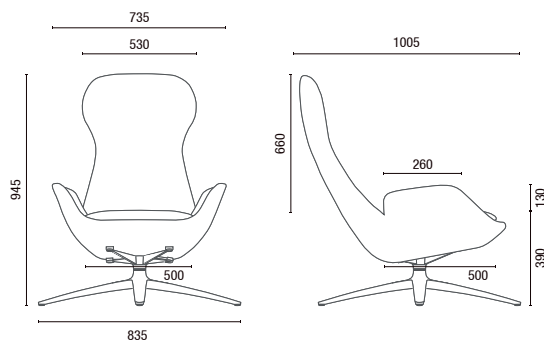


STRUCTURES

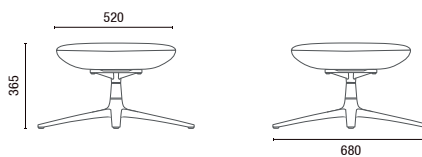


NOTE: Colors available for both types of Bases, except for Polished Aluminum, available only for Swivel Base.

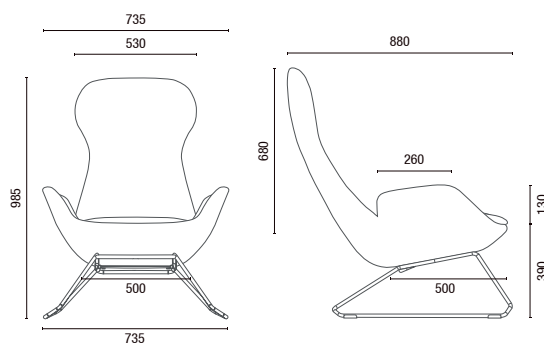
TECHNICAL DRAWINGS



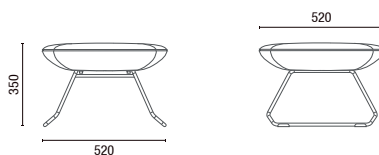
36.101 Swivel Armchair - Polished Aluminum Base



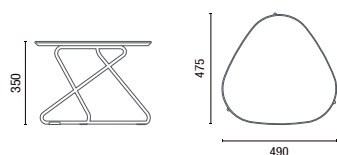
36.102 Swivel Ottoman - Polished Aluminum Base



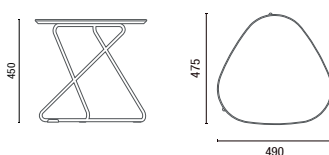
36.111 Fixed Armchair - Steel Frame Base



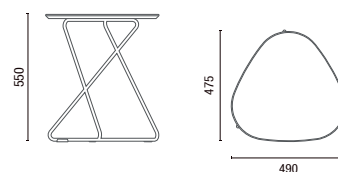
36.112 Fixed Ottoman - Steel Frame Base



36.113 Side Table - Steel Frame Base



36.114 Side Table - Steel Frame Base



36.115 Side Table - Steel Frame Base

NOTE: Extreme measurements obtained without using a load gauge. To specify colors and finishes, always use original physical samples from Cavaletti.



Cavaletti S/A Professional Seating
Street Dr. Hiram Sampaio, 550
Erechim/RS Brasil 99.706-461
Fone/Fax: (54) 3520.4100
atendimento@cavaletti.com.br
www.cavaletti.com.br



Cavaletti

PROFESSIONAL SEATING



Cavaletti Duo

Cavaletti Duo

Cavaletti Duo is like that: a perfect item to compose the most diverse spaces, with the possibility of configuring finishes that make all the difference. For those who use it, a versatile chair, with simple lines and at the same time striking. For those who think about designing any space a multitude of combinations.



CHARACTERISTICS

Minimalist except for options.

There are different options for fixed or swivel bases, capable of adapting perfectly to the use and style you imagine. You can configure the shell in single color or bicolor, or with wood and coating of your choice.



NOTE: Products in this image in CEC - Stilo Fendi 194; Caramel Leather 259; Haven Terracotta 552; Haven Field 556 and Haven Concrete 562; Liv Jade 511.


Customizable

At Cavaletti Duo, in addition to configuring the coverings and shell, on the disc-type bases and 4 rods it is still possible to customize the colors of the structure, according to the table in this catalog.




NOTE: Products in this image in Haven Sky 559 and Blue structure; Liv Jade 511 and Universal Black structure; Haven Orange 553 and Tile structure; Liv Limestone 515 and Ultra Matte White structure.


CONFIGURATIONS




36.071
Meeting Armchair
Swivel
Twin base with Casters
Fixed height option
Relax Option




36.072
Meeting Armchair
Swivel
Twin Base with Shoes
Fixed height option
Relax Option




36.172
Visitor Armchair
Swivel
4 Rod Base




36.074
Visitor Armchair
Swivel
Pyramidal Base




36.174
Visitor Armchair
Base Foot Stick




36.272
Visitor Armchair
Swivel
Disc Base




36.075 3L
Bench for 3 Seats




36.075 2L
Bench for 2 Seats



36.075
Bench



Bicolor Shell
Application of 02 colors
of the same coating



Wooden Shell
Shell application of
wood and coating

NOTE: Products in these images in Politex Gray Metal 402 and on the Cover of this catalog in Politex Cappuccino 403 and Sand structure; Haven Sand 560; Haven Terracotta 552, Caramel Leather 259; Liv Limestone 515.

COATINGS



Haven
15 colors



Liv
15 colors



Natural Leather
02 colors



CEC - Stilo
10 colors




Grid
14 colors




Politex
06 colors


STRUCTURES




Universal
Black (101)




Ultra Matte
Graphite (80)




Ultra Matte
Red (85)




Ultra Matte
Tile (84)




Ultra Matte
Yellow (86)




Ultra Matte
Blue (81)




Ultra Matte
White (79)



Ultra Matte
Sand (83)

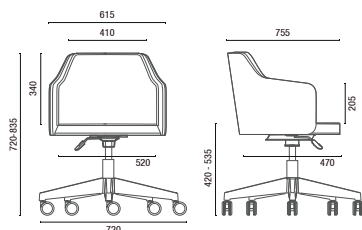


Ultra Matte
Olive (82)

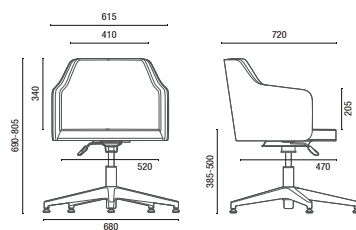


Ultra Matte
Soft Pink (100)

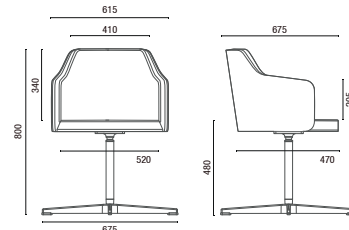
TECHNICAL DRAWINGS



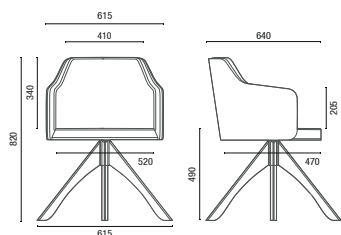
36.071 Meeting Armchair
Swivel
Twin base with Casters
Relax Option



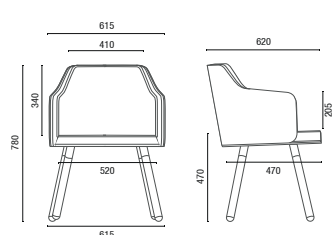
36.072 Meeting Armchair
Swivel
Twin Base with Glides
Relax Option



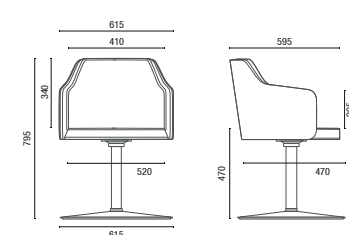
36.172 Visitor Armchair
Swivel
4 Rod Base



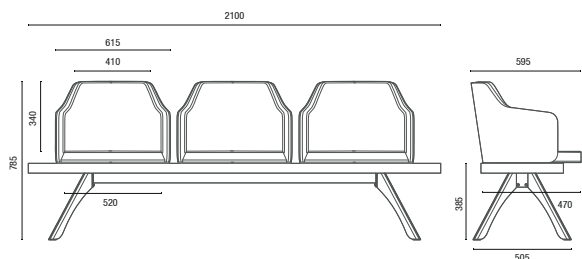
36.074 Visitor Armchair
Swivel
Pyramidal Base



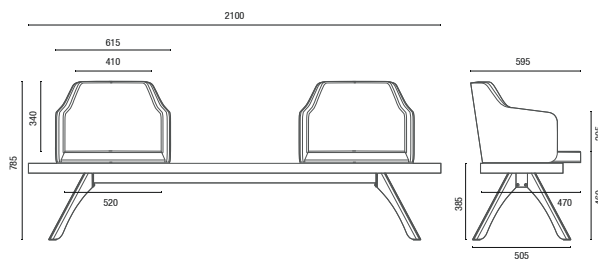
36.174 Visitor Armchair
Base Foot Stick




36.272 Visitor Armchair
Swivel
Disc Base



36.075 3L Bench for 3 Seats



36.075 2L Bench for 2 Seats



36.075 Bench

NOTE: Extreme measurements obtained without using a load gauge.



Cavaletti S/A Professional Seating
Street Dr. Hiram Sampaio, 550
Erechim/RS Brasil 99.706-461
Fone/Fax: (54) 3520.4100
atendimento@cavaletti.com.br
www.cavaletti.com.br



Cavaletti

PROFESSIONAL SEATING



Cavaletti Stretch



Cavaletti Stretch

Cavaletti Stretch is a product with an authorial design, designed to transform moments of decompression into inspiration, with the union of materials such as steel, wood and noble coatings in the same piece. The chair, with a lower seat, provides a healthy change of posture throughout the day. Its use can be combined with accessories such as a side table and footrest, creating stylish and ergonomic environments.

NOTE: Products in this image with coating in Haven Savannah, Sky 559 and Terracotta 552.

CHARACTERISTICS

Comfort that inspires

The armchair, with a lower and generous seat, is a invitation to change posture in moments of pause and decompression, recovering energy and increasing productivity.



NOTE: Products in this image coated in Haven Twilight 558 and Orange 553.



Customizable

There are 10 color options for the structure and over 50 color options for coatings (Liv, Haven, Grid, CEC - Stilo and Natural Leather).

Strength and Durability

Armchair structure and accessories built 100% in steel and welded, eliminating the need for screws.

NOTE: Products in this image with coating in Haven Sky 559, Red 550, Savannah 557 and Orange 553.

COMPOSITIONS



Bases

You choose the base of the chair according to the personality of the environment. Fixed model with footrest for static and ski use for dynamic use in more informal environments.



36.906
Fixed Armchair
4 feet base with
natural wood tips



36.906
Ski Armchair
Ski base in varnished Tauari
laminated wood.

Accessories

The side table can be used as a support or to accommodate decorative objects. Ottoman, on the other hand, is an invitation to stretch the legs, making the environment even more welcoming, being its use recommended with the Fixed Base Armchair.



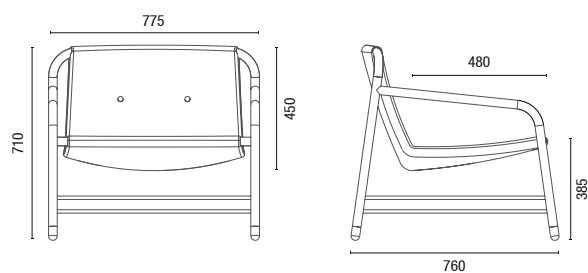
36.914
Ottoman
Footrest
Natural wood tips



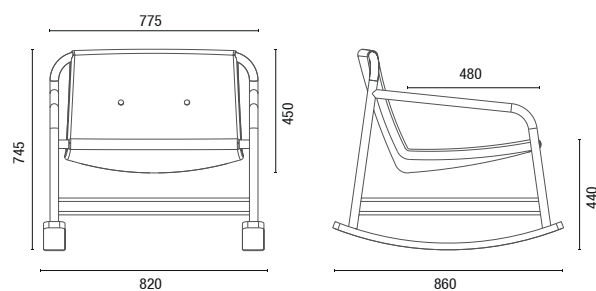
36.901
Side Table
Top in Tauari varnished
Natural wood tips

NOTE: Products in these images with coatings in Natural Leather Caramel 259 and on the cover of this catalog in Haven Sky 559. The colors and coatings shown in this catalog are illustrative, and should be used for reference only. For more information, see the sample.

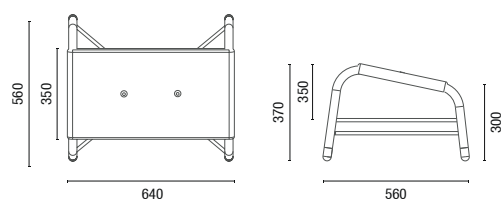
TECHNICAL DRAWINGS



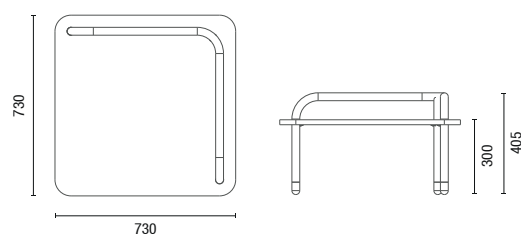
36.906 Fixed Base Armchair



36.906 Ski Base Armchair



36.914 Ottoman






36.901 Side Table

NOTE: Extreme measurements obtained without using a load gauge.

STRUCTURES

Universal
Black (101)Ultra Matte
Graphite (80)Ultra Matte
Red (85)Ultra Matte
Tile (84)Ultra Matte
Yellow (86)Ultra Matte
Sand (83)Ultra Matte
Olive (82)Ultra Matte
Blue (81)Ultra Matte
White (79)Ultra Matte
Soft Pink (100)

COATINGS

Haven
15 colorsLiv
15 colorsNatural Leather
02 colorsCEC - Stilo
10 colorsGrid
14 colors

Cavaletti S/A Professional Seating
Street Dr. Hiram Sampaio, 550
Erechim/RS Brasil 99.706-461
Fone/Fax: (54) 3520.4100
atendimento@cavaletti.com.br
www.cavaletti.com.br



Cavaletti

PROFESSIONAL SEATING



Cavaletti Fun



Cavaletti Fun

The Fun line is aimed at informal environments, in which light furniture and basic lines help to create pleasant spaces for socializing and relaxation. There are a variety of models, all available in colors to create a happy or relaxing atmosphere.




14020
Lounge Stool
Seat in Wood with Varnish



14020
Lounge Stool
Upholstered Seat

Products in this image: Lounge Stool in varnished wood with Tile structure (84) and Lounge Stool upholstered in CEC-Stilo Green (315) with Olive structure (82).

STRUCTURES



Products in the ambience image: Lounge Stools in varnished wood with Tile structure (84) and CEC-Stilo Green (315) with Olive structure (82). Puffs in Liv Jasper (507), Liv Rose Quartz (509), Liv Sandstone (500), Liv Turquoise (502), Liv Oil (505), Liv Carbon (504), Haven Red (550), Haven Sky (559), Haven Snow (555), Haven Orange (553), Haven Earth (561) and Haven Asphalt (563). Spin in Haven Concrete (562). Stretch in CEC-Stilo Blue (314) with Blue structure (81). Spin Table 36803 Sand structure (83).

CONFIGURATIONS



14015
High Lounge Stool
With Backrest
*Optional with 50cm



14015
High Lounge Stool
*Optional with 50cm



PUFF
Irregular Hexagonal
36.350 - Low Size 350mm
36.445 - Medium Size 450mm
36.475 - High Size 750mm



14016
Lounge Stool
With Backrest



14016
Lounge Stool
Without Backrest



PUFF
Regular Hexagonal
36.635 - Low Size 350mm
36.645 - Medium Size 450mm
36.675 - High Size 750mm



36016
Swivel Bench
Base in Aluminum



746
Magazine Rack



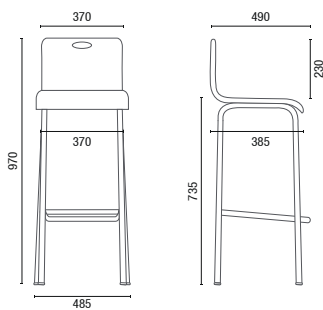
747
Magazine Rack



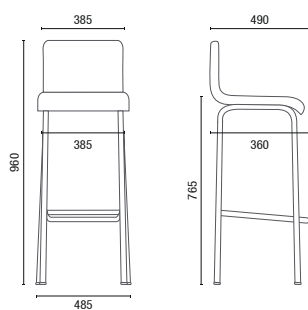
PUFF
Quadrate
36.030 - 450mm

Products on this page: Lounge Stools in CEC-Stilo Blue (314) with Blue structure (81), CEC-Stilo Green (315) with White structure (79), CEC-Stilo Fendi (194) with Sand structure (83), CEC-Stilo Gray (175) with Universal Black structure (101) and CEC-Stilo Wine (233) with base in Aluminum. Magazine racks in Red (85) and Gray (12). Puffs in Haven Sand (560), Haven Savanna (557), Haven Earth (561), Liv Nickel (514), Liv Rose Quartz (509), Liv Turquoise (502) and Liv Sapphire (512).

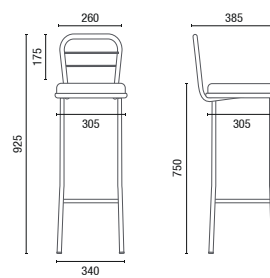
TECHNICAL DRAWINGS



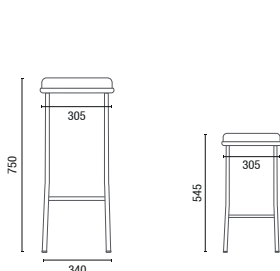
14020 Wooden Lounge Stool



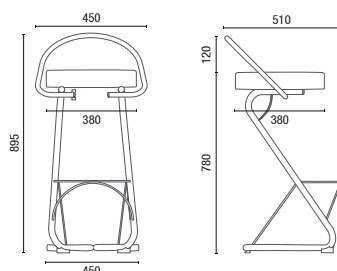
14020 Upholstered Lounge Stool



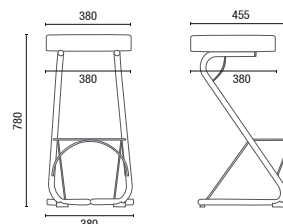
14015 High Lounge Stool with Backrest



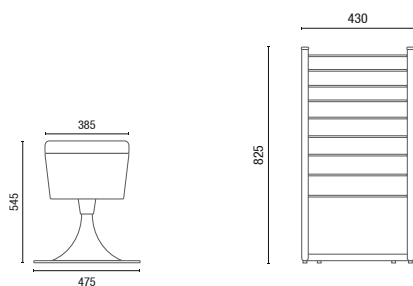
14015 High/Low Lounge Stool



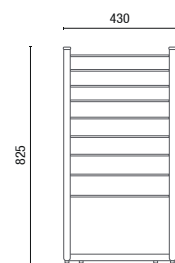
14016 Lounge Stool with Backrest



14016 Lounge Stool



36016 Swivel Bench



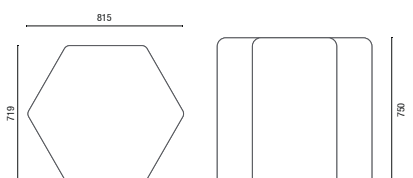
746 Magazine Rack



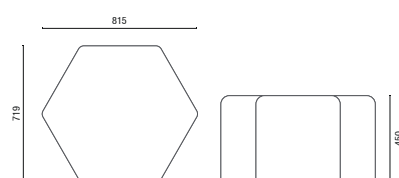
747 Magazine Rack



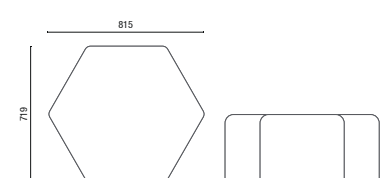
36030 Puff



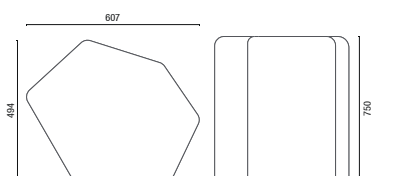
36675 Regular Hexagonal - High Size 750mm



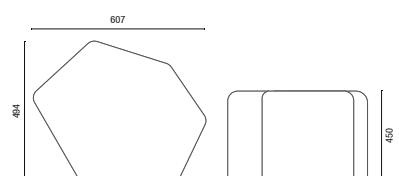
36645 Regular Hexagonal - Medium Size 450mm



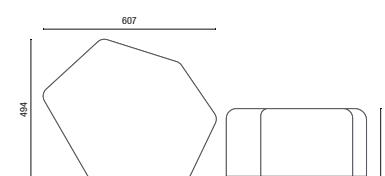
36635 Regular Hexagonal - Low Size 350mm



36475 Irregular Hexagonal - High Size 750mm



36445 Irregular Hexagonal - Medium Size 450mm



36350 Irregular Hexagonal - Low Size 350mm

NOTE: Extreme measurements obtained without using a load gauge.



Cavaletti S/A Professional Seating
Street Dr. Hiram Sampaio, 550
Erechim/RS Brasil 99.706-461
Fone/Fax: (54) 3520.4100
atendimento@cavaletti.com.br
www.cavaletti.com.br





Cavaletti

PROFESSIONAL SEATING

Cavaletti Spin

Cavaletti Spin

The Spin sofa system provides flexible configurations for the most different arrangements of collaborative spaces. They are linear, curved modules, puffs and accessories that make collective environments more productive and versatile.



Lounge Layout



Waiting Layout



Meeting Layout



HUB Layout



CHARACTERISTICS



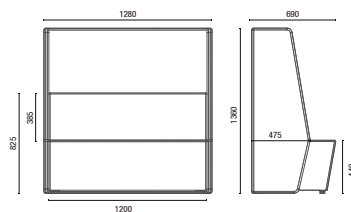
Forum Layout

NOTE: Chalkboard, sideboards, flower boxes and vases are for illustration purposes only.

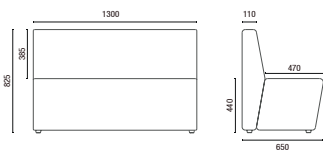
CONFIGURATIONS



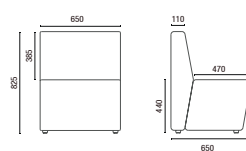
TECHNICAL DRAWINGS



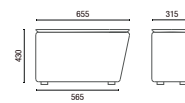
36.812
High-Back Set 1200mm



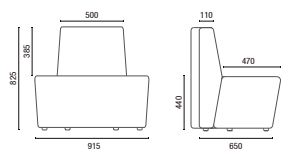
36.813
Straight Module 1300mm



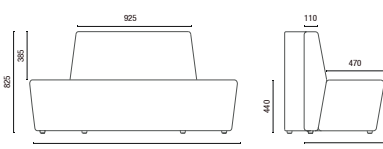
36.865
Straight Module 650mm



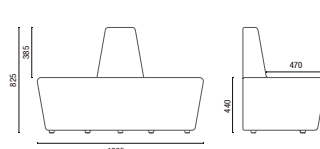
36.805
Table Module



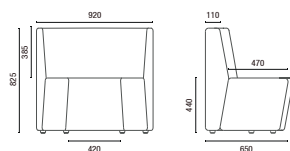
36.845 IN
45° Internal Backrest Curved Module



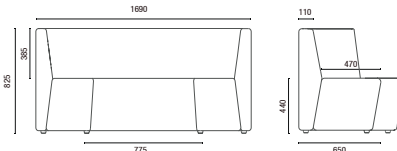
36.890 IN
90° Internal Backrest Curved Module



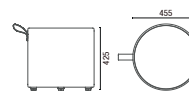
36.818
180° Internal Backrest Tip Module



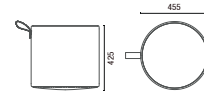
36.845 EX
45° External Backrest Curved Module



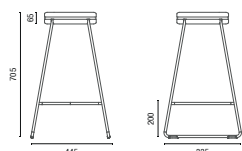
36.890 EX
90° External Backrest Curved Module



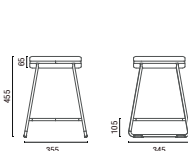
38030 PUFF
Round Puff with
Leather Strap



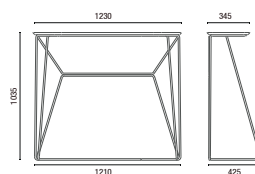
38035 PUFF
Round Puff Ginga
(Balance)



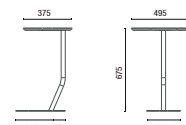
36.814 Spin Stool 700mm



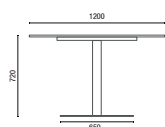
36.802 Spin Stool 450mm



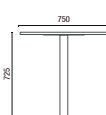
36.801 Spin Sideboard



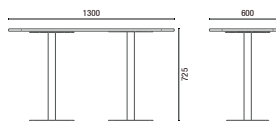
36.803 Spin Sidetable



36.805 ROUND
Round Table 1200mm



36.805 SQUARE
Square Table 750mm x 750mm



11.801 4L Rectangular Table

NOTE: Extreme measurements obtained without using a load gauge.



Cavaletti S/A Professional Seating
Street Dr. Hiram Sampaio, 550
Erechim/RS Brasil 99.706-461
Fone/Fax: (54) 3520.4100
atendimento@cavaletti.com.br
www.cavaletti.com.br



Cavaletti

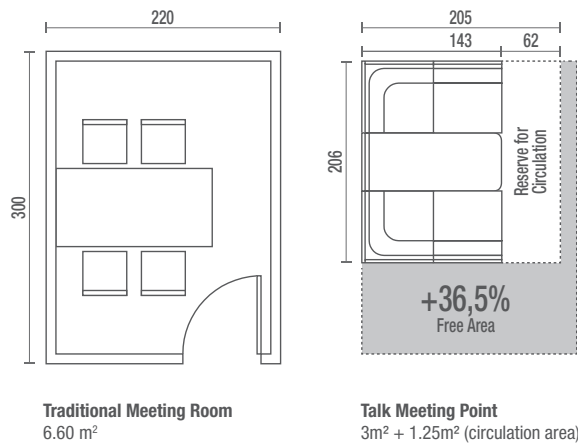
PROFESSIONAL SEATING



Cavaletti Talk

Cavaletti Talk

Collaboration is the contemporary trend in the labor market. The Cavaletti Talk line was designed to increase productivity by stimulating meetings and quick, informal conversations. In addition to the basic versions without back or with low back, see the option high-back, which creates a rally point inside the office or lounge, optimizing the installation, generating space savings (diagram on the side) and facilitating future layout changes.



CONFIGURATIONS



36505
Armchair
Double Arm and Backrest



36505
Corner Sofa
Arm and Backrest



36505
Central Sofa
Backrest



36505
Bench



36.555
HB Double



36.575
HB Face-to-Face
Internal Table
Electrified Box (Optional)

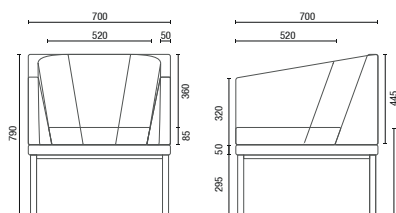


36.565
HB Meeting
Internal Table
Electrified Box (Optional)

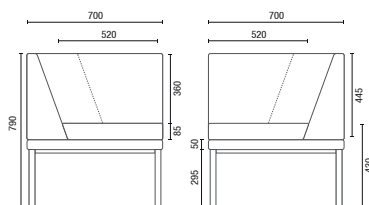


11.801
Talk Side Table

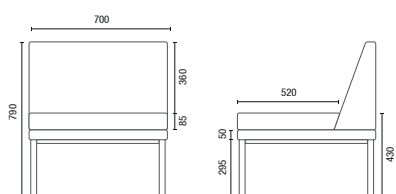
TECHNICAL DRAWINGS



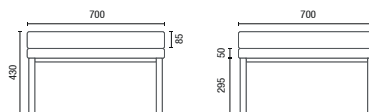
36.505 Armchair



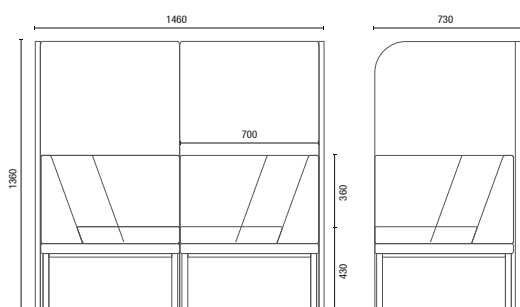
36.505 Corner Sofa



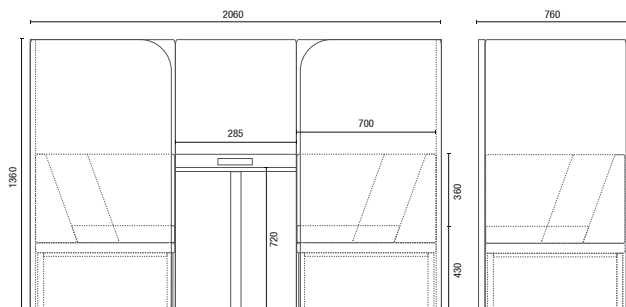
36505 Central Sofa



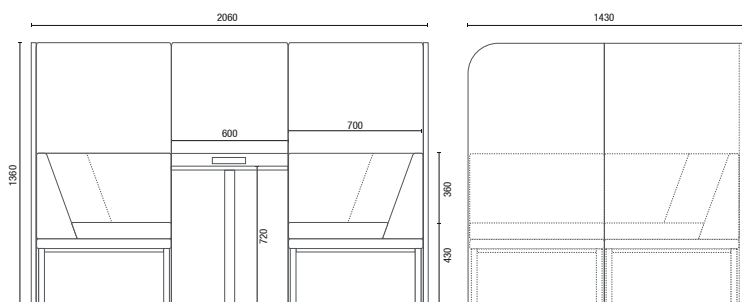
36505 Bench



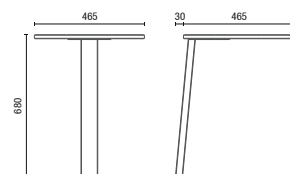
36.555 HB Double



36.575 HB Face-to-Face



36.565 HB Meeting



11.801 Talk Side Table

NOTE: Extreme measurements obtained without using a load gauge.




Cavaletti S/A Professional Seating
Street Dr. Hiram Sampaio, 550
Erechim/RS Brasil 99.706-461
Fone/Fax: (54) 3520.4100
atendimento@cavaletti.com.br
www.cavaletti.com.br



Cavaletti

PROFESSIONAL SEATING



Cavaletti Connect

Cavaletti Connect

The Connect upholstery line features a universal design, with simple and practical construction, bringing comfort so smart for lounge spaces and general seating. Your modules allow different mounting arrangements, offering dynamism and beauty to the environments.



CONFIGURATIONS



36205
Armchair
Double Arm and Backrest



36205
Corner Armchair
Arm and backrest

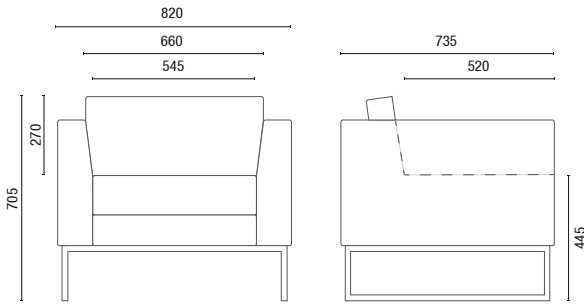


36205
Central Armchair
Backrest

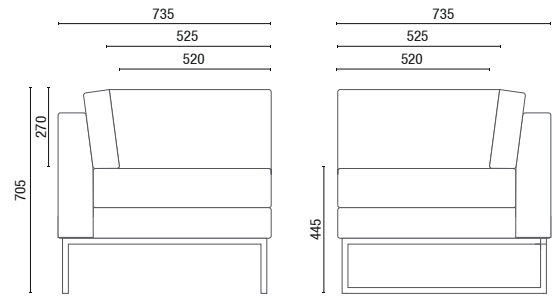


36205
Bench

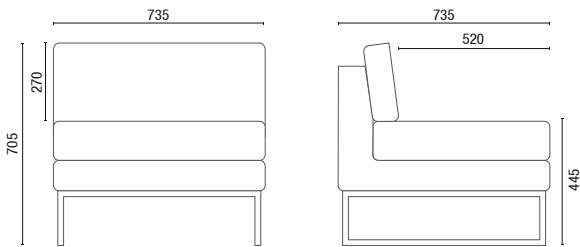
TECHNICAL DRAWINGS



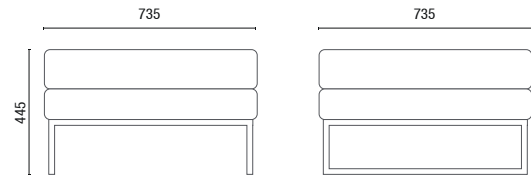
36205 Armchair



36205 Corner Armchair



36205 Central Armchair



36205 Bench

NOTE: Extreme measurements obtained without using a load gauge.



Cavaletti S/A Professional Seating
Street Dr. Hiram Sampaio, 550
Erechim/RS Brasil 99.706-461
Fone/Fax: (54) 3520.4100
atendimento@cavaletti.com.br
www.cavaletti.com.br



Cavaletti

PROFESSIONAL SEATING



Cavaletti Spot

Cavaletti Spot

Aimed at waiting areas, lounges and collective spaces, the Spot line models stand out for the uniqueness of their design, and can be used in both commercial and residential environments.



36060
Lounge Chair
Swivel
4 Rod Base
Wooden Shell with Upholstery



COATINGS
Several coating options:
CEC-Stilo, Natural Leather,
Grid, Haven, Liv, Blend,
Polyester, Politex, Space
and Vinyl.



BASES AND STRUCTURES
Fixed or Swivel base options depending on the model.
Chrome Finish (Steel bases), Polished (Aluminum bases)
or Epoxy Painting (with 12 color options).

CONFIGURATIONS



36010
Lounge Chair
Swivel
Aluminum Disc Base



36010
Lounge Chair
Fixed or Swivel
4 Feet Base



36040
Lounge Chair
Arch Structure




36050
Lounge Chair
Fixed or Swivel

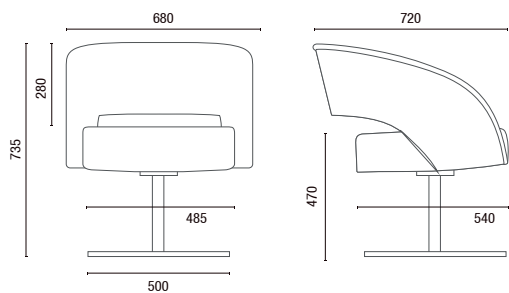


36060
Lounge Chair
Swivel
4 Rod Base
Upholstered Shell

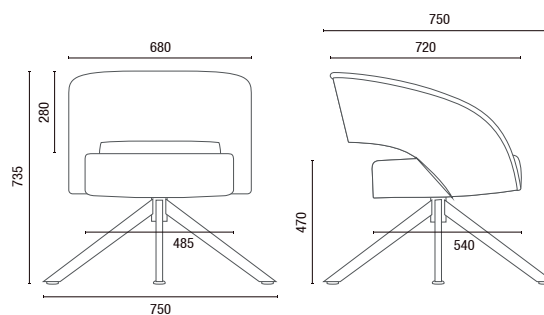
STRUCTURES



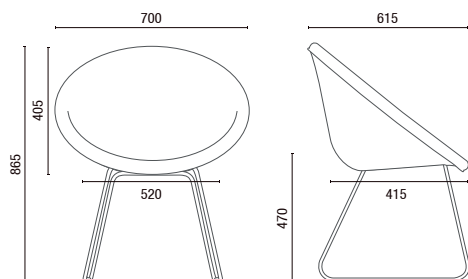
TECHNICAL DRAWINGS



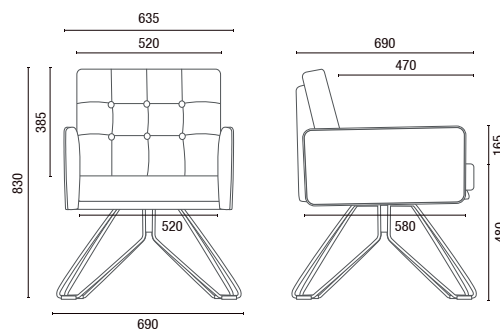
36010 Lounge Chair Disc Base



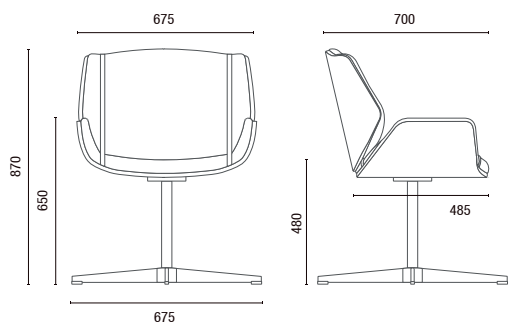
36010 Lounge Chair Base 4 Feet



36040 Lounge Chair



36050 Lounge Chair



36060 Lounge Chair

NOTE: Extreme measurements obtained without using a load gauge.



Cavaletti S/A Professional Seating
Street Dr. Hiram Sampaio, 550
Erechim/RS Brasil 99.706-461
Fone/Fax: (54) 3520.4100
atendimento@cavaletti.com.br
www.cavaletti.com.br



Cavaletti

PROFESSIONAL SEATING



Cavaletti Box

Cavaletti Box

Created for reception and waiting environments, the Box line provides comfort in the ideal measure. Upholstery is easily combined and its compact dimensions optimize the use of space.



36020
Visitor Armchair
Fixed or Swivel
4 Feet Base

CONFIGURATIONS



36105
Reception Armchair
1 Seat



36105
Reception Sofa
2 Seats



36105
Reception Sofa
3 Seats



12004
Reception Armchair
1 Seat



12004
Reception Sofa
2 Seats



12004
Reception Sofa
3 Seats



12205
Reception Armchair
1 Seat



12205
Reception Armchair
2 Seats



12205
Reception Armchair
3 Seats



12105
Reception Armchair
1 Seat

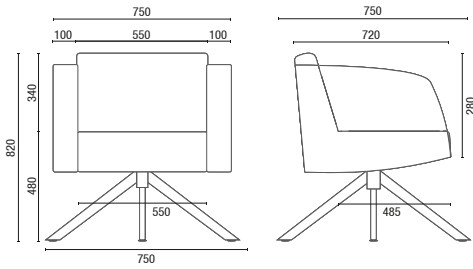


12105
Reception Armchair
2 Seats

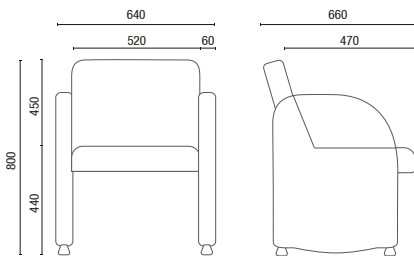


12105
Reception Armchair
3 Seats

TECHNICAL DRAWINGS

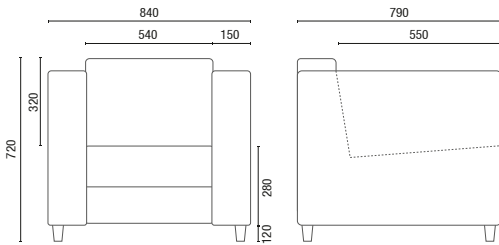


36020 **Visitor Armchair**



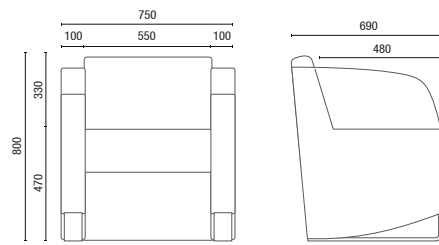
12004 **Reception Sofa**

Width:
1 Seat – 640mm
2 Seats – 1170mm
3 Seats – 1700mm



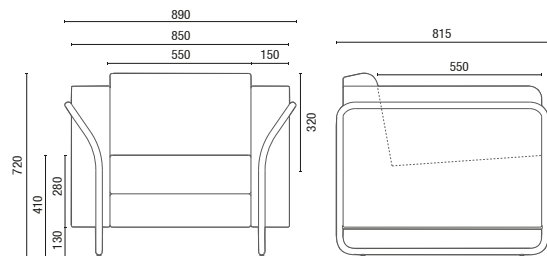
12105 **Reception Sofa**

Width:
1 Seat – 840mm
2 Seats – 1300mm
3 Seats – 1800mm



36105 **Reception Sofa**

Width:
1 Seat – 750mm
2 Seats – 1280mm
3 Seats – 1820mm



12205 **Reception Sofa**

Width:
1 Seat – 890mm
2 Seats – 1350mm
3 Seats – 1850mm

NOTE: Extreme measurements obtained without using a load gauge.



Cavaletti S/A Professional Seating
Street Dr. Hiram Sampaio, 550
Erechim/RS Brasil 99.706-461
Fone/Fax: (54) 3520.4100
atendimento@cavaletti.com.br
www.cavaletti.com.br





Cavaletti

PROFESSIONAL SEATING

Cavaletti Coletiva



Cavaletti Coletiva

Designed to serve a wide variety of architectures and types of events, the Coletiva line stands out for its solid construction which aims at greater durability. With options for finishes and accessories, Coletiva products guarantee optimal levels of usability throughout their entire useful life.

CONFIGURATIONS



Two backrest heights available:
Director and President.



Backrest protection
fairing option.



Retractable seat with fairing
option.



12020
Auditorium
Double Arms



Double or Intercalated Arms
with PU Armrest.



Side covered in fabric or finished in
Wood with two color options.



Retractable Clipboard Option.



1001
Stackable
Maximum stacking: 10 units



1002
Stackable
Maximum stacking: 10 units



Removable Clipboard
Optional for 1001 and 1002



1003
Stackable
Maximum stacking: 05 units



35013
Stackable
Integrated Arms
Maximum stacking: 05 units



1100
Trolley for Transport
Available for models
1001, 1002, 1003 and 35013



12018
Auditorium
Intercalated or Double Arms



12011
Auditorium
Intercalated or Double Arms

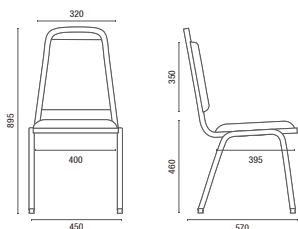


Retractable Clipboard
Optional for 12011

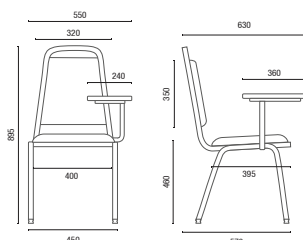


12030
Auditorium
Intercalated or Double Arms

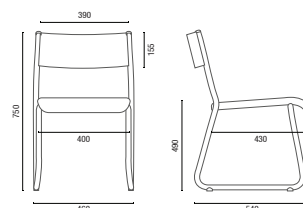
TECHNICAL DRAWINGS



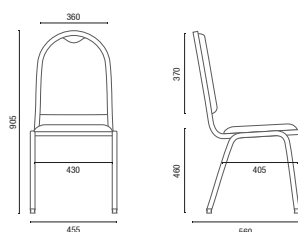
1001 **Stackable**



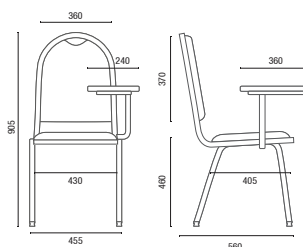
1001 U **Stackable with Clipboard**



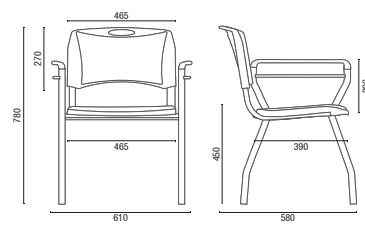
1003 **Stackable**



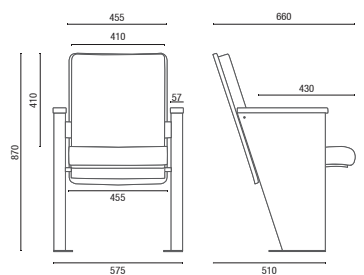
1002 **Stackable**



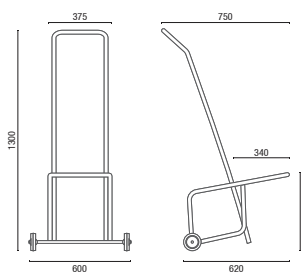
1002 U **Stackable with Clipboard**



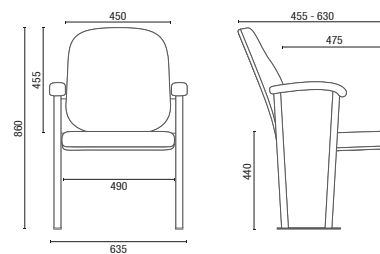
35013 **Stackable**



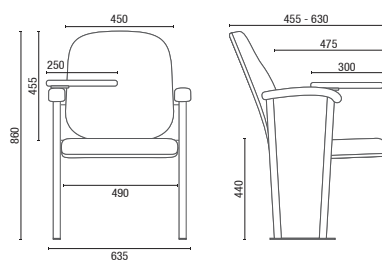
12006 **Auditorium**



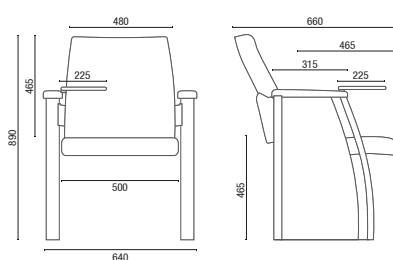
1100 **Trolley for Transport**



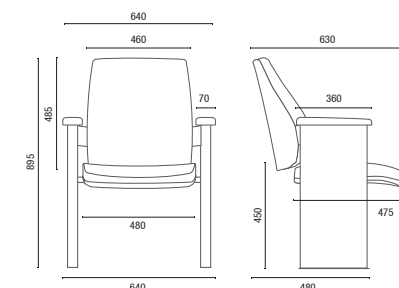
12011 **Auditorium**



12011 UE **Auditorium with Clipboard**



12020 UE **Auditorium with Clipboard**



12030 **Auditorium**