



Cavaletti®

PROFESSIONAL SEATING

Cavaletti Way

Cavaletti Way

The Cavaletti Way line offers a design inspired by slender, elegant silhouettes and a striking personality. Features three backrest height options to suit all types of directive spaces.



BACKREST
Backrest 185 mm higher.
Internal support in mesh
for all models.

HEADREST
Better support for the cervical
region (model 19001 L).

ADJUSTABLE ARMS
Adjustable Arms SL, SL New PU,
SL New PP (all with option of Side
Adjustment) or 3D (adjustable in
height, advance and angle of the PU
support).

DETAILS
Sewing with exclusive design.

MECHANISM
4-stage Synchron Mechanism with front
manipule tension adjustment (with seat
depth adjustment option).

BASES
Base options in Aluminum or Nylon, with
65mm castors in Nylon or PU. Base in
Steel with Cover, only 50mm casters in
Nylon or PU.

STRUCTURES
Fixed swing frame with integrated
arms (SI). Finishing in Universal Black
or Chrome paint.

CONFIGURATIONS



19001 L
Swivel Highback
Synchron
3D Arms
Aluminum Base
Head Support



19001
Swivel Midback
Synchron
SL New PU Arms
Aluminum Base

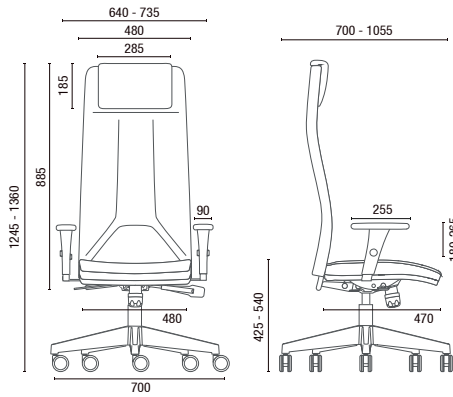


19002
Swivel Lowback
Synchron
3D Arms
Aluminum Base

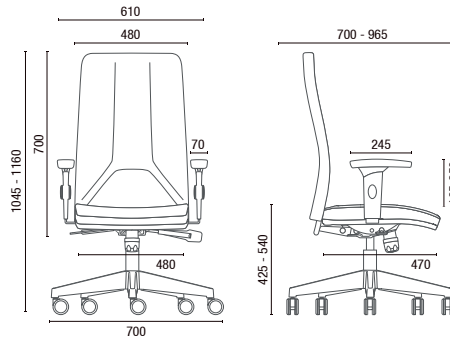


19006 SI
Visitor
SI Structure
Integrated Arms

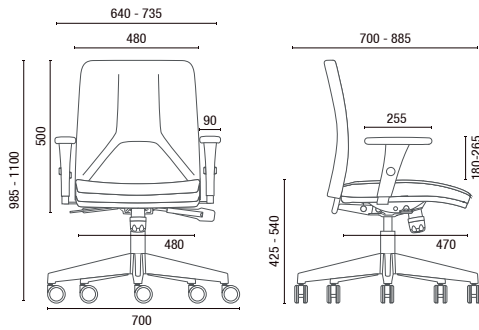
TECNICAL DRAWINGS



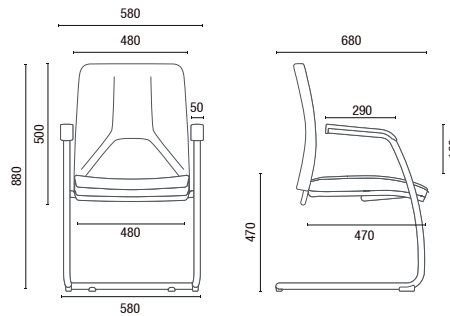
19001 L **Swivel Highback**



19001 **Swivel Midback**



19002 **Swivel Lowback**



19006 SI **Visitor**

NOTE: Extreme measurements obtained without using a load gauge.

Cavaletti[®]
 Cavaletti S/A Professional Seating
 Street Dr. Hiram Sampaio, 550
 Erechim/RS Brasil 99.706-461
 Fone/Fax: (54) 3520.4100
 atendimento@cavaletti.com.br
 www.cavaletti.com.br



The mark of responsible forestry

